



A TEREX BRAND

Parts Manual

Serial Number Range

GS-1530

from SN GS3010A-110000
and from SN GS-3011C-10000

GS-1532

GS-1930

GS-1932

Part No. 229145

Rev C3

January 2015

Technical Publications

Genie has endeavored to deliver the highest degree of accuracy possible. However, continuous improvement of our products is a Genie policy. Therefore, product specifications are subject to change without notice.

Readers are encouraged to notify Genie of errors and send in suggestions for improvement. All communications will be carefully considered for future printings of this and all other manuals.

Contact Us:

<http://www.genielift.com>
 e-mail: awp.techpub@terex.com

Serial Number Information


Genie Industries offers the following Parts Manuals for these models:

Title	Part No
Genie GS-1530, GS-1532, GS-1930 and GS-1932 Parts Manual (to serial number 59999).....	39529
Genie GS-1530, GS-1532, GS-1930 and GS-1932 Parts Manual (from serial number 60000 to 75999).....	96315
Genie GS-1530, GS-1532, GS-1930 and GS-1932 Parts Manual (from serial number 76000 to 99999).....	97384

Copyright © 2011 by Terex Corporation

229145 Rev C August 2014
 Fourth Edition, Third Printing

Genie is a registered trademark of Terex South Dakota in the USA and many other countries. "GS" is a trademark of Terex South Dakota, Inc.

 Printed on recycled paper



A TEREX BRAND

Model: GS-1930
 Serial number: GS3011A-100100
 Model year: 2005 Manufacture date: 08/12/11
 Electrical schematic number: ES0141
 Machine unladen weight: 2,714 lb / 1,231 N

Rated work load (including occupants): 500 lb / 227 kg

Maximum allowable inclination of the chassis:

N/A

Gradeability: N/A

Maximum allowable side force : 100 lb / 445 N

Maximum number of platform occupants:2

Country of manufacture: USA

This machine complies with:

ANSI A92.6
 B354.2-01

18340 NE 76th Street

Redmond, WA 98052

USA



1 100111

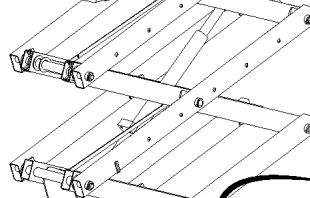
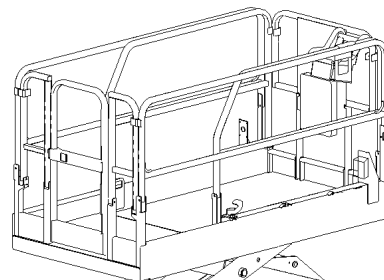
GS30 11 A - 100100

Model

Model year

Sequence number

Facility code
 (used only for model manufactured in multiple facilities)



Serial number
 (stamped on chassis)

Serial label

Serial number
 (stamped on chassis)



Table of Contents

This manual is updated frequently. If you have a printed manual, you can keep it up to date by downloading new figures from the Genie website at www.genielift.com. For the most up-to-date parts information, visit the Parts Lookup System on the Genie website at www.genielift.com.

How to Read Your Serial Number.....	3
Parts Stocking List.....	7
How to Order Parts.....	8
Service Parts Fax Order Form.....	9

Electronic Version

Click on any page number to view the figure.

100 Decals

101.1 Decals with Words, GS-1530, Battery Side, ANSI & Australia.....	10
102.1 Decals with Words, GS-1530, Ground Controls Side, ANSI & Australia.....	12
103.1 Decals with Words, GS-1530, Platform, ANSI.....	14
104.1 Decals with Words, GS-1530, Platform, Australia.....	16
105.1 Decals with Symbols, GS-1530 Battery Side, ANSI & CE.....	18
106.1 Decals with Symbols, GS-1530 Ground Control Side, ANSI & CE.....	20
107.1 Decals with Symbols, GS-1530 Platform, ANSI.....	22
108.1 Decals with Symbols, GS-1530 Platform, CE.....	24
109.1 Decals with Words, GS-1532, Battery Side, Australia.....	26
110.1 Decals with Words, GS-1532 Ground Controls Side, Australia.....	28
111.1 Decals with Words, GS-1532 Platform, Australia.....	30
112.1 Decals with Symbols, GS-1532 Battery Side, CE.....	32
113.1 Decals with Symbols, GS-1532 Ground Control Side, CE.....	34
114.1 Decals with Symbols, GS-1532 Platform, CE.....	36
115.1 Decals with Words, GS-1930 Battery Side, ANSI & Australia.....	38
116.1 Decals with Words, GS-1930 Ground Controls Side, ANSI & Australia.....	40
117.1 Decals with Words, GS-1930 Platform, ANSI.....	42
118.1 Decals with Words, GS-1930 Platform, Australia.....	44
119.1 Decals with Symbols, GS-1930 Battery Side, ANSI & CE.....	46
120.1 Decals with Symbols, GS-1930 Ground Control Side, ANSI & CE.....	48

121.1 Decals with Symbols, GS-1930 Platform ANSI.....	50
122.1 Decals with Symbols, GS-1930 Platform CE.....	52
123.1 Decals with Words, GS-1932 Battery Side, Australia.....	54
124.1 Decals with Words, GS-1932 Ground Controls Side, Australia.....	56
125.1 Decals with Words, GS-1932 Platform, Australia.....	58
126.1 Decals with Symbols, GS-1932 Battery Side, CE.....	60
127.1 Decals with Symbols, GS-1932 Ground Control Side, CE.....	62
128.1 Decals with Symbols, GS-1932 Platform CE.....	64

200 Drive Chassis Components

201.1 Steer Linkage and Wheels, GS-1530/1532/1930/1932.....	66
202.1 Non-steer Axle Installation, All Models.....	68
203.1 Level Sensor Installation, All Models.....	70
204.1 Pothole Protection Assembly, GS-1530/1532/1930/1932.....	72
205.1 Battery Pack Module.....	74
206.1 Battery Charger.....	76
207.1 Power Unit Module.....	78
208.1 Ground Controls, All Models.....	80
209.1 Electrical Wiring.....	82
210.1 Power Cables (models without contactor).....	84
210.2 Power Cables (models with contactor).....	86
211.1 Function Manifold and Accumulator Components, GS-1530/1532/1930/1932.....	88

300 Scissor Components

301.1 Scissor Assembly Installation.....	90
302.1 Scissor Assembly, GS-1530/1532.....	92
303.1 Scissor Assembly, GS-1930/1932.....	94

400 Platform Components

401.1 Platform Components, GS-1530.....	96
402.1 Platform Components, GS-1532.....	100
403.1 Platform Components, GS-1930.....	104
404.1 Platform Components, GS-1932.....	108
405.1 Platform Gates, GS-1530/1532/1930/1932.....	112
406.1 Power to Platform.....	114
407.1 Platform Controls, 6 Button (2 Speed Lift).....	116
408.1 Platform Controls, 4 Button (Proportional Lift).....	118
409.1 Joystick Controller.....	120

500 Hydraulic Components

501.1 Hydraulic Components.....	122
502.1 Function Manifold, GS-1530, GS-1532, GS-1930, GS-1932.....	124

503.1 Check Valve Manifold, GS-1530, GS-1532, GS-1930,
GS-1932.....126

504.1 Brake Release Hand Pump Manifold.....128

505.1 Hydraulic Power Unit, All Models.....130

506.1 Lift Cylinder Assembly, All Models.....132

507.1 Hydraulic Hoses and Fittings, GS-1530, GS-1532,
GS-1930, GS-1932.....134

600 Accessories

601.1 Alarm, Horn and Flashing Beacons.....136

602.1 Air Line to Platform.....138

603.1 Platform Work Light.....140

604.1 Voltage Inverter, GS-1530, GS-1532, GS-1930,
GS-1932.....142

605.1 Padded Auxiliary Rail, GS-1930.....144

700 Platform Overload Components

701.1 Platform Overload, GS-1530, GS-1532, GS-1930,
GS-1932.....146

Indices

Part Number Index.....148

Part Description Index.....151

Cross References

Fittings Cross Reference.....156

Required Parts

The following parts are required to perform maintenance procedures as outlined in the Genie GS-30 Service Manual.

Description	Part No.
Filter Element, 10 Micron.....	44788
Dielectric Grease.....	66399
Chevron Ultra-duty Grease (Lithium) or equivalent, EP NLGI 1.....(source locally)	
Breather Cap, Hydraulic Tank.....	78546
Cotter Pin, Castle Nut, Steer-end Wheels, GS-30 and Non-steer end Wheels, All Models	42079

Recommended Parts

Description	Part No.
Genie Blue Paint, 1 Gallon	32150
Genie Blue Paint, 12 Ounce Aerosol.....	1484
Genie Gray Paint, 1 Gallon.....	32151
Genie Gray Paint, 12 Ounce Aerosol	1268

Manuals

Genie Industries offers the following support documents for these models:

Title	Part No.
Genie GS-1530, GS-1930 Operator's Manual, 6th Edition, ANSI Models (from serial number GS3010A-110000 and GS3011C-10000).....	T107026
Genie GS-1530, GS-1532, GS-1930 and GS-1932 Operator's Manual, 7th Edition, CE Models (from serial number GS3010A-110000 and GS3011C-10000).....	T107027
Genie GS-1530, GS-1532, GS-1930 and GS-1932 Operator's Manual, 7th Edition, Australia Models (from serial number GS3010A-110000 and GS3011C-10000).....	T107028
Genie GS-1530, GS-1532, GS-1930 and GS-1932 Operator's Manual, 6th Edition, Australia Models (from serial number GS3011A-101842 to GS3011A-109999).....	227286
Genie GS-1530, GS-1532, GS-1930 and GS-1932 Operator's Manual, 5th Edition, Australia Models (from serial number GS3007A-91732 to GS3011A-101841).....	114423
Genie GS-30 Service Manual, 5th Edition.....	228901
EMI Safety Manual.....	27581
Manual of Responsibilities ANSI A92.6.....	44163

How To Order Parts

Please be prepared with the following information when ordering replacement parts for your Terex or Genie product:

- Machine model number
- Machine serial number
- Part number
- Part description and quantity
- Purchase order number
- "Ship to" address
- Desired method of shipment
- Name and telephone number of the authorized distributor in your area

Use the Service Parts Fax Order Form on the next page and fax your order to our Parts Department.

If you don't know the name of your authorized distributor, or if your area is not currently serviced by an authorized distributor, please call Terex or Genie Industries.

Machine Information

Model

Serial Number

Date of Purchase

Authorized Genie Distributor

Phone Number

North America

Telephone (425) 556-6551
 Toll Free (877) 367-5606 in U.S.A. and Canada
 Fax (425) 556-8659
 Toll Free Fax (888) 274-6192

Europe

Parts Telephone (31) (165) 519 313
 Parts Fax (31) (165) 511 148

Australia

Parts Telephone (61) (7) 3456 4444
 Parts Fax (61) (7) 3456 4466

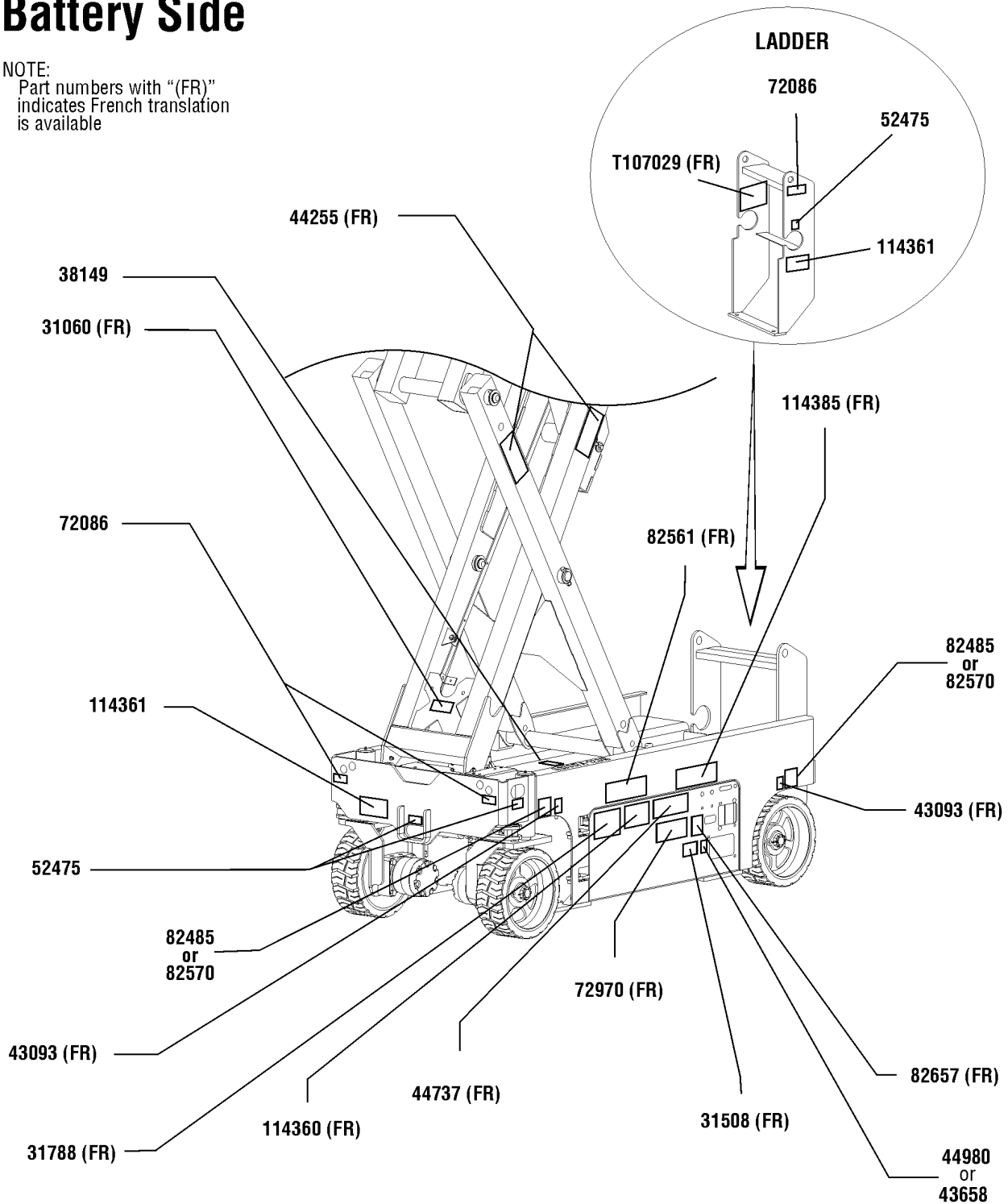
South America

Parts Telephone (55) (11) 4082 5600
 Parts Fax (55) (11) 4082 5630

101.1 Decals with Words, GS-1530, Battery Side, ANSI & Austalia

Battery Side

NOTE:
Part numbers with "(FR)"
indicates French translation
is available



101.1 Decals with Words, GS-1530, Battery Side, ANSI & Australia

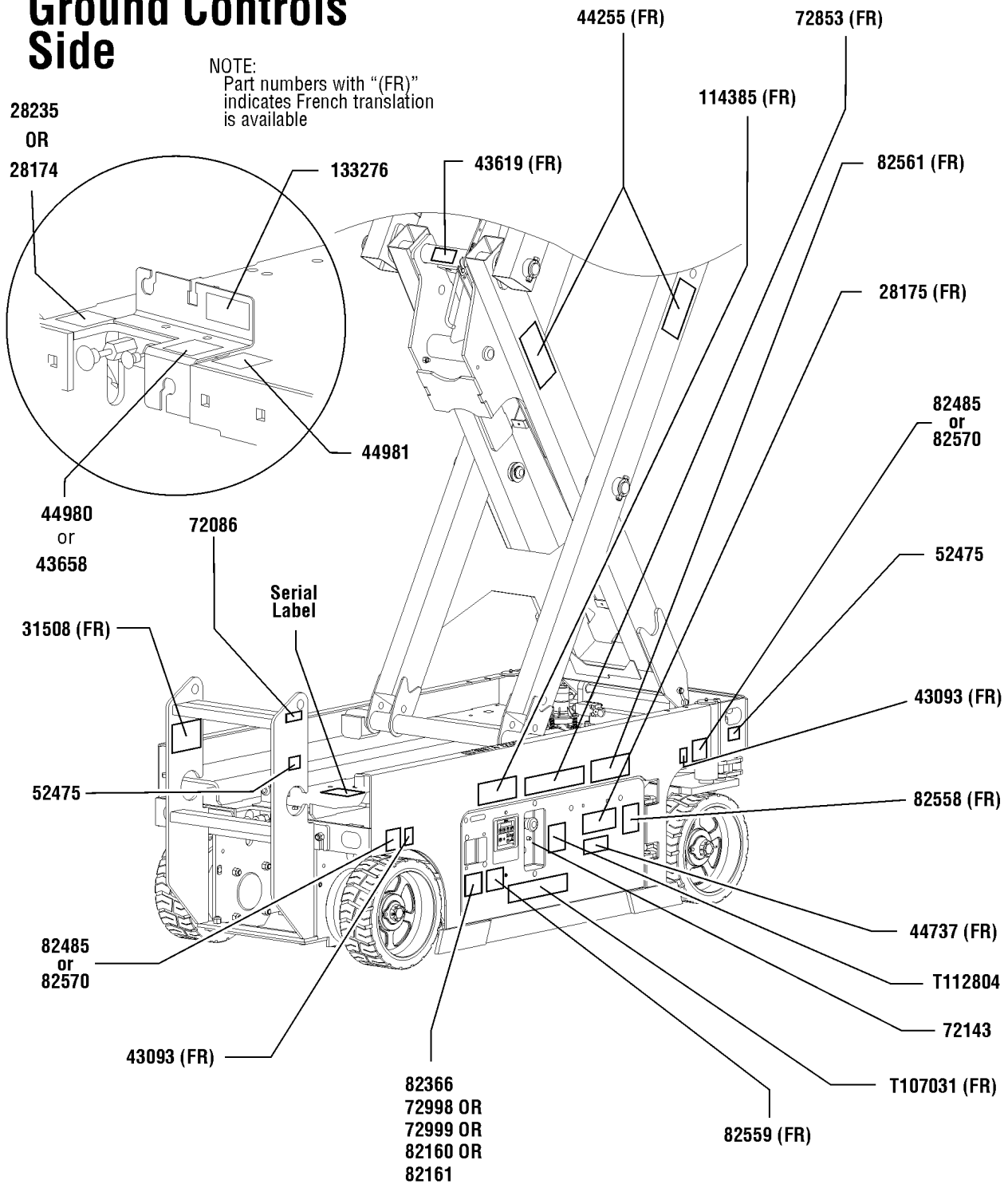
Item	Part No.	Description	Qty.	Item	Part No.	Description	Qty.
--	232052	DECAL KIT,1530 PLAT.,WRD,ANSI (ANSI models with 2 speed controller) to SN GS3014A-134999 and to SN GS3014C-16999		16	82657	DECAL,INSTRUCT,BATTERY CONNECT.....	1
--	232053	DECAL KIT,1530 COMP.,WRD,ANSI (ANSI models with 2 speed controller) to SN GS3014A-134999 and to SN GS3014C-16999		17	114360	DECAL,DANGER-TIP-OVER,BATT..	1
--	232060	DECAL KIT,1530 PLAT.,WRD,AUST (Australia models with 2 speed controller) to SN GS3014A-134999 and to SN GS3014C-16999		18	114361	DECAL,LABEL-TRANSPORT DIGRAM.....	2
--	232061	DECAL KIT,1530 COMP.,WRD,AUST (Australia models with 2 speed controller) to SN GS3014A-134999 and to SN GS3014C-16999		19	114385	DECAL,DANGER,ELEC HAZARD,GS.....	1
1	44255	DECAL,DANGER,CRUSHING HAZARD.....	2	20	T107029	DECAL,DANGER,BRAKE REL SAFETY.....	1
2	31060	DECAL,DANGER DO NOT ALTER SWTC.....	1				
3	31508	DECAL,DANGER,ELECT HAZARD,PLUG..... (Australia models)	1				
4	31788	DECAL,DANGER,BATTERY SAFETY***	1				
5	38149	DECAL,LABEL,PATENTS..... (domestic models)	1				
6	43093	DECAL,LABEL,TIRE SPECS.....	2				
7	43658	DECAL,LABEL,PWR TO CHARGR 230V..... (Australia models)	1				
8	44737	DECAL,DANGER,TIP-OVER,TRAYS.	1				
9	44980	DECAL,LABEL,PWR TO CHARGR 115V..... (Australia models)	1				
10	52475	DECAL,LABEL,TRANSPORT TIEDOWN*	3				
11	72086	DECAL,LABEL,LIFTING EYE.....	3				
12	72970	DECAL,INSTRUCTIONS-CHARGER OP.....	1				
13	82485	DECAL,LABEL,WHEEL LOAD 1530..... (ANSI models)	2				
14	82561	DECAL,DANGER-USE SAFETY ARM.....	1				
15	82570	DECAL,LABEL-WHEEL LOAD 1530/32..... (Australia models)	2				



102.1 Decals with Words, GS-1530, Ground Controls Side, ANSI & Australia

Ground Controls Side

NOTE:
Part numbers with "(FR)" indicates French translation is available



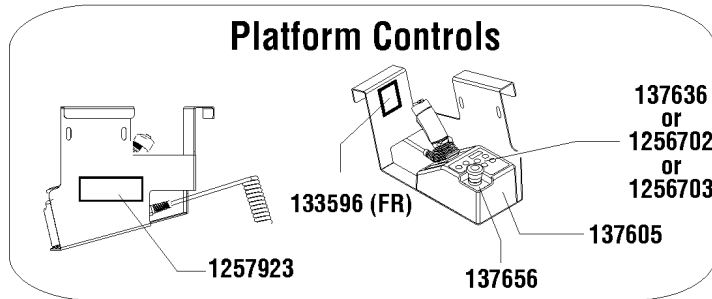
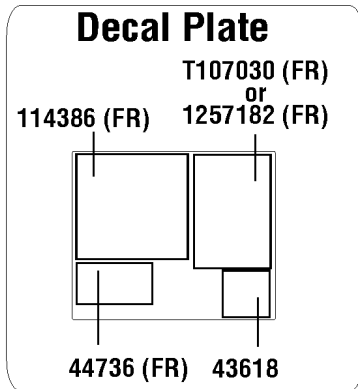
102.1 Decals with Words, GS-1530, Ground Controls Side, ANSI & Australia

Item	Part No.	Description	Qty.	Item	Part No.	Description	Qty.
--		REF. GS-1530 Word Decal Kits <i>(refer to 101.1)</i>		21	82485	DECAL,LABEL,WHEEL LOAD 1530.....2 <i>(ANSI models)</i>	
1	28174	DECAL,POWER TO PLATFORM 230V.....1		22	82558	DECAL,SKIN INJECTION.....1	
2	28175	DECAL,COMPARTMENT ACCESS.....1		23	82559	DECAL,INSTRUCT-ANNUAL INSP REQ.....1	
3	28235	DECAL,POWER TO PLATFORM 115V.....1		24	82561	DECAL,DANGER-USE SAFETY ARM.....1	
4	31508	DECAL,DANGER,ELECT HAZARD,PLUG.....1 <i>(ANSI models)</i>		25	82570	DECAL,LABEL-WHEEL LOAD 1530/32.....2 <i>(Australia models)</i>	
5	43093	DECAL,LABEL,TIRE SPECS.....2		26	114385	DECAL,DANGER,ELEC HAZARD,GS.....1	
6	43619	DECAL,LABEL,SAFETY ARM.....1		27	133276	DECAL,EMERGENCY LOWERING.....1	
7	43658	DECAL,LABEL,PWR TO CHARGR 230V.....1 <i>(ANSI models)</i>		28	T107031	DECAL,OP INST,GCON.....1	
8	44255	DECAL,DANGER,CRUSHING HAZARD.....2		29	T112804	DECAL,GCON PANEL,GS.....1	
9	44737	DECAL,DANGER,TIP-OVER,TRAYS.1					
10	44980	DECAL,LABEL,PWR TO CHARGR 115V.....1 <i>(ANSI models)</i>					
11	44981	DECAL,LABEL,AIRLINE 110 PSI.....1 <i>(option)</i>					
12	52475	DECAL,LABEL,TRANSPORT TIEDOWN*.....2					
13	72086	DECAL,LABEL,LIFTING EYE.....1					
14	72143	DECAL,EMERGENCY STOP,GR.....1					
15	72853	DECAL,DANGER,IMPROPER USE HAZ.....1					
16	72998	DECAL,LABEL,QUINTOLUBRIK.....1 <i>(models with Quintolub hydraulic oil)</i>					
17	72999	DECAL,LABEL,PETRO CANADA***1 <i>(models with Petro Canada hydraulic oil)</i>					
18	82160	DECAL,LABEL,STATOIL HYDRA WAY.....1 <i>(models with Statoil hydraulic oil)</i>					
19	82161	DECAL,LABEL,UCON HYDROLUBE.....1 <i>(models with UConn Hydrolube hydraulic oil)</i>					
20	82366	DECAL,CHEVRON RANDO HD.....1 <i>(models with Chevron Random hydraulic oil)</i>					

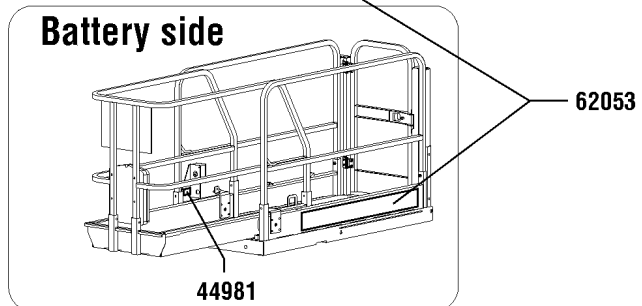
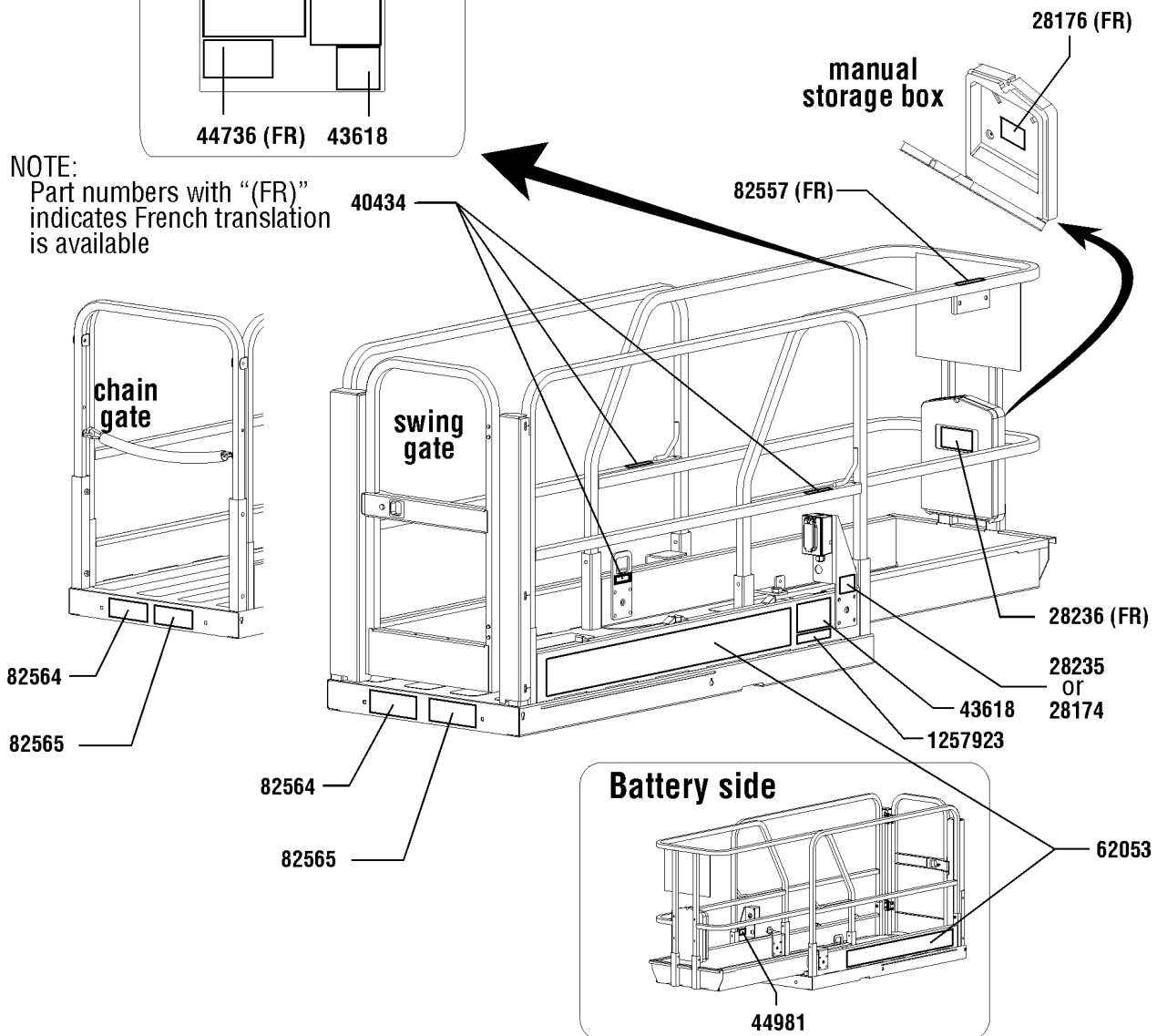


103.1 Decals with Words, GS-1530, Platform, ANSI

Platform, ANSI models



NOTE:
 Part numbers with "(FR)"
 indicates French translation
 is available



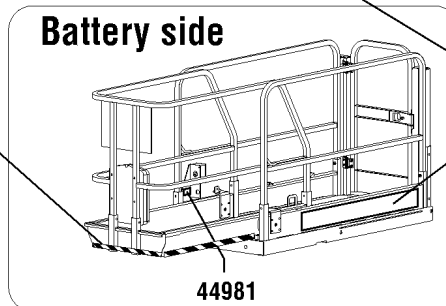
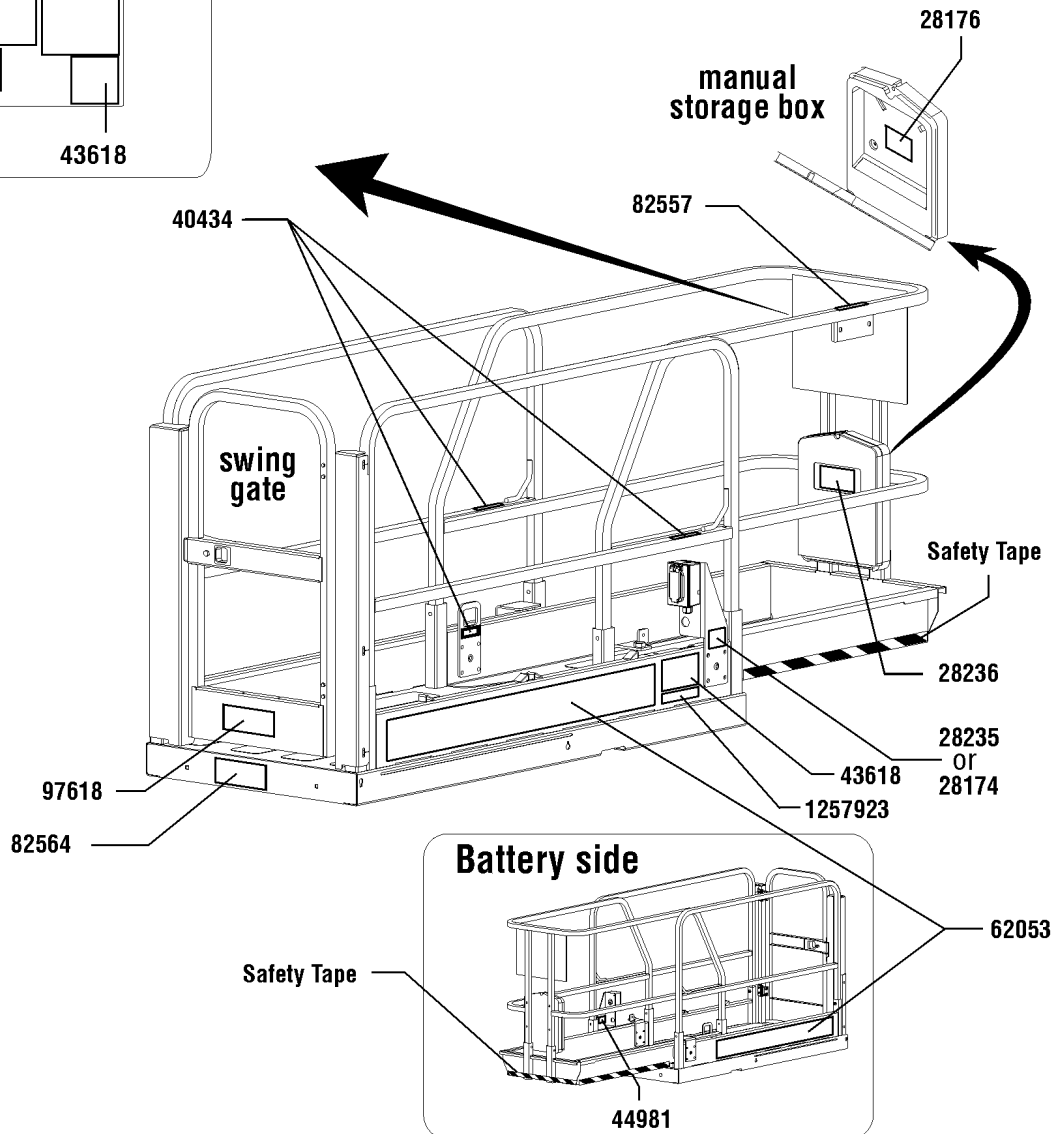
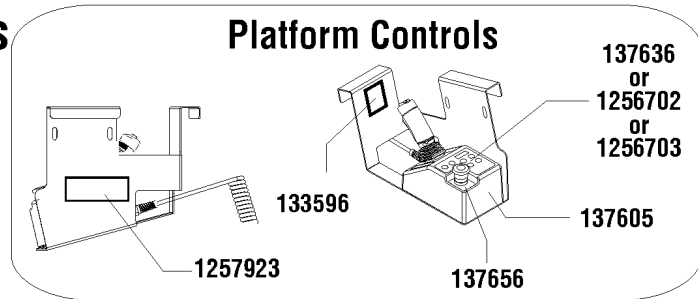
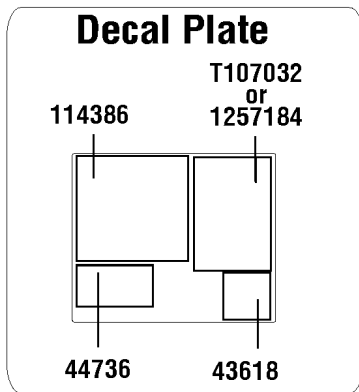
103.1 Decals with Words, GS-1530, Platform, ANSI

Item	Part No.	Description	Qty.	Item	Part No.	Description	Qty.
--		REF. GS-1530 Word Decal Kits <i>(refer to 101.1)</i>		22	1257923	DECAL, SMARTLINK PROPORTIONAL.....2 <i>(models with 4 button, proportional controller, and units converted from 6 button, 2 speed lift to 4 button, proportional controller)</i>	
1	28174	DECAL,POWER TO PLATFORM 230V.....1					
2	28176	DECAL,LABEL,MANUAL NOT HERE.....1					
3	28235	DECAL,POWER TO PLATFORM 115V.....1					
4	28236	DECAL,WARN,IMPROPER OPERATION.....1					
5	40434	DECAL,LANYARD ANCHORAGE POINT.....3					
6	43618	DECAL,LABEL-DIRECTION ARROWS.....2					
7	44736	DECAL,DANGER,TIP-OVER,TILT....1					
8	44981	DECAL,LABEL,AIRLINE 110 PSI....1					
9	62053	DECAL,COSMETIC,GENIE GS-1530**.....2					
10	82557	DECAL,LABEL,PLAT CONT LOCATION.....1					
11	82564	DECAL,INSTR-MAX CAP 600LBS...1					
12	82565	DECAL,INSTR-SIDE FRC,ANSI.....1					
13	114386	DECAL,DANGER-GEN SAFETY.....1					
14	133596	DECAL,LABEL,FAULT CODES.....1					
15	137605	DECAL,E-STOP,GR/GRC/GS PCON.....1					
16	137636	UI, GR/GRC/GS PCON DECAL.....1 <i>(models with 6 button, 2 speed controller) to SN GS3014A-134999 and to SN GS3014C-16999</i>					
17	137656	DECAL,PROPEL,GR/GRC/GS,PCON.1					
18	T107030	DECAL,OP INST,PCON,GS-30,ANSI.....1 <i>(models with 6 button, 2 speed controller) to SN GS3014A-134999 and to SN GS3014C-16999</i>					
19	1256702	DECAL, UI, GS/GR, PROP LIFT.....1 <i>(models with 4 button, proportional controller)</i>					
20	1256703	DECAL, STD, PROP LIFT, UI, SVC.....1 <i>(units converted from 6 button, 2 speed lift to 4 button, proportional controller)</i>					
21	1257182	DECAL, OP INST, PLAT, GS30, ANSI.....1 <i>(models with proportional controller)</i>					



104.1 Decals with Words, GS-1530, Platform, Australia

Platform, Australia Models

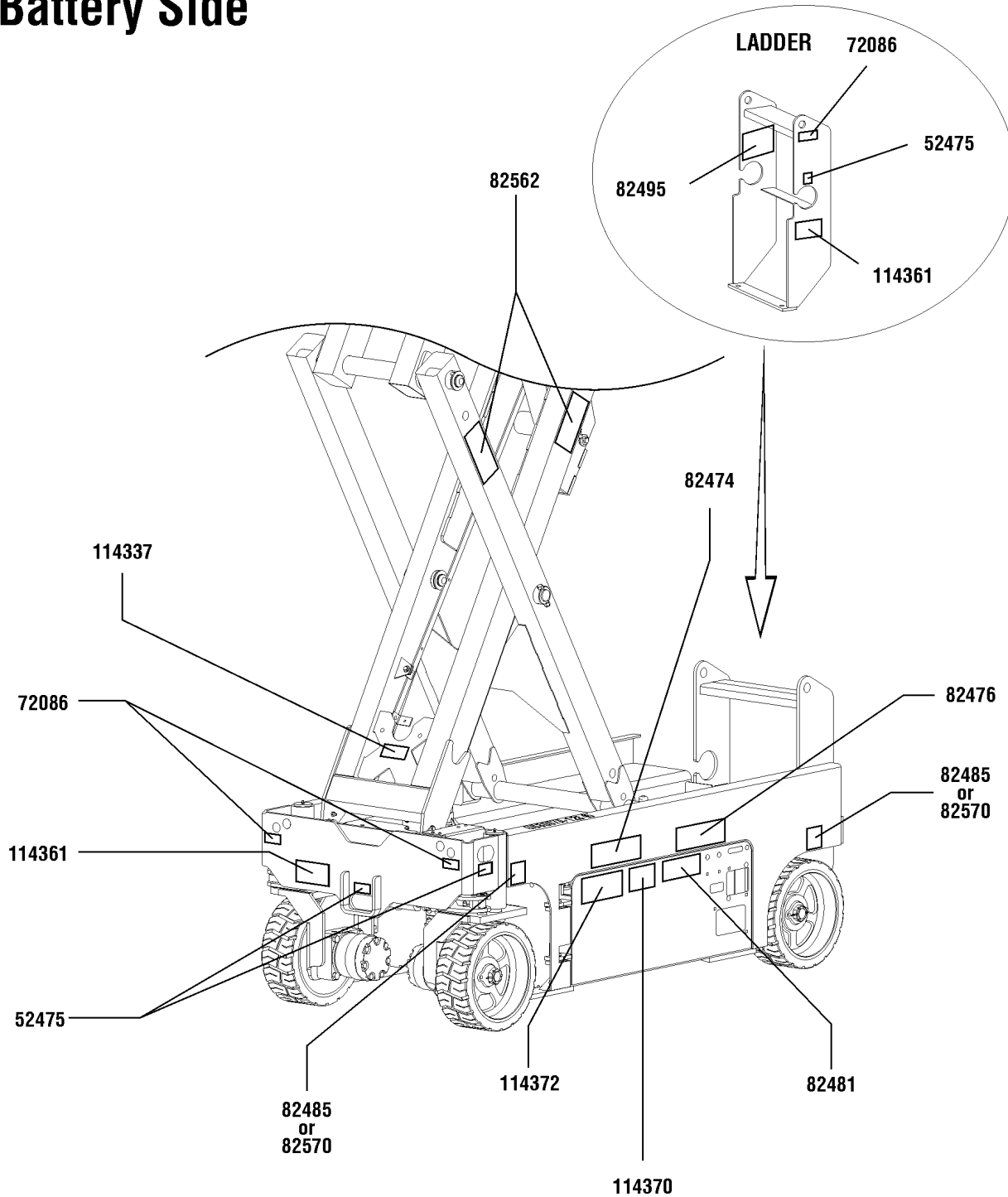


104.1 Decals with Words, GS-1530, Platform, Australia

Item	Part No.	Description	Qty.	Item	Part No.	Description	Qty.
--		REF. GS-1530 Word Decal Kits <i>(refer to 101.1)</i>		21	1257184	DECAL, OP INST, PLAT, GS30, AUS.....1 <i>(models with proportional controller)</i>	
1	28174	DECAL,POWER TO PLATFORM 230V.....1		22	1257923	DECAL, SMARTLINK PROPORTIONAL.....2 <i>(models with 4 button, proportional controller, and units converted from 6 button, 2 speed lift to 4 button, proportional controller)</i>	
2	28176	DECAL,LABEL,MANUAL NOT HERE.....1					
3	28235	DECAL,POWER TO PLATFORM 115V.....1					
4	28236	DECAL,WARN,IMPROPER OPERATION.....1					
5	40434	DECAL,LANYARD ANCHORAGE POINT.....3					
6	43618	DECAL,LABEL-DIRECTION ARROWS.....2					
7	44736	DECAL,DANGER,TIP-OVER,TILT....1					
8	44981	DECAL,LABEL,AIRLINE 110 PSI....1					
9	62053	DECAL,COSMETIC,GENIE GS-1530**.....2					
10	82557	DECAL,LABEL,PLAT CONT LOCATION.....1					
11	97618	DECAL,INSTR-INDOOR USE,AUS.....1					
12	114386	DECAL,DANGER-GEN SAFETY....1					
13	133596	DECAL,LABEL,FAULT CODES.....1					
14	137605	DECAL,E-STOP,GR/GRC/GS PCON.....1					
15	137636	UI, GR/GRC/GS PCON DECAL.....1 <i>(models with 6 button, 2 speed controller) to SN GS3014A-134999 and to SN GS3014C-16999</i>					
16	137656	DECAL,PROPEL,GR/GRC/GS,PCON.1					
17	T107032	DECAL,OP INST,PCON,GS-30,AUS.....1 <i>(models with 6 button, 2 speed controller) to SN GS3014A-134999 and to SN GS3014C-16999</i>					
18	82564	DECAL,INSTR-MAX CAP 600LBS...1					
19	1256702	DECAL, UI, GS/GR, PROP LIFT....1 <i>(models with 4 button, proportional controller)</i>					
20	1256703	DECAL, STD, PROP LIFT, UI, SVC.....1 <i>(units converted from 6 button, 2 speed lift to 4 button, proportional controller)</i>					



Battery Side

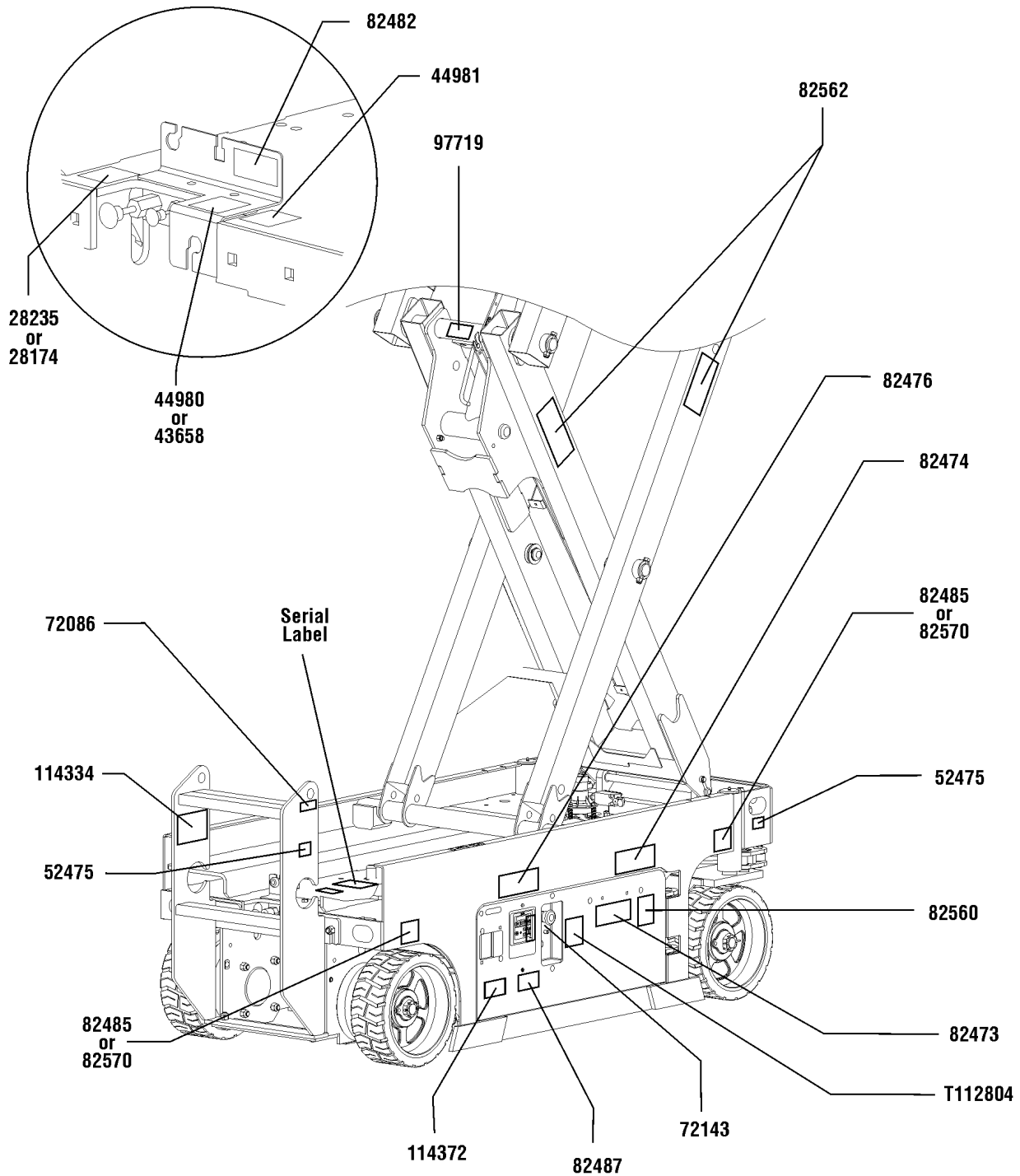


105.1 Decals with Symbols, GS-1530 Battery Side, ANSI & CE

Item	Part No.	Description	Qty.
--	232056	DECAL KIT,1530 PLAT.,SYM,ANSI (ANSI models with 2 speed controller) to SN GS3014A-134999 and to SN GS3014C-16999	
--	232057	DECAL KIT,1530 COMP.,SYM,ANSI (ANSI models with 2 speed controller) to SN GS3014A-134999 and to SN GS3014C-16999	
--	232068	DECAL KIT,1530 PLAT.,SYM,CE (CE models with 2 speed controller) to SN GS3014A-134999 and to SN GS3014C-16999	
--	232069	DECAL KIT,1530 COMP.,SYM,CE (CE models with 2 speed controller) to SN GS3014A-134999 and to SN GS3014C-16999	
1	52475	DECAL,LABEL,TRANSPORT TIEDOWN*.....	3
2	72086	DECAL,LABEL,LIFTING EYE.....	3
3	82474	DECAL,SYMBOL-USE SAFETY ARM.....	1
4	82476	DECAL,SYMBOL-ELEC HAZARD,GS.....	1
5	82481	DECAL,SYMBOL-BATTERY SAFETY.....	1
6	82485	DECAL,LABEL,WHEEL LOAD 1530..... (ANSI models)	2
7	82495	DECAL,SYMBOL-BRAKE REL SAFETY.....	1
8	82562	DECAL,SYMBOL-CRUSHING HAZARD.....	2
9	82570	DECAL,LABEL-WHEEL LOAD 1530/32..... (CE models)	2
10	114337	DECAL,SYM-TIP-OVR,LIM SWITCH.....	1
11	114361	DECAL,LABEL-TRANSPORT DIGRAM.....	2
12	114370	DECAL-SYM-TIP-OVR,BATTRIES...	1
13	114372	DECAL,SYM-TIP-OVER,TRAYS.....	1

106.1 Decals with Symbols, GS-1530 Ground Control Side, ANSI & CE

Ground Controls Side



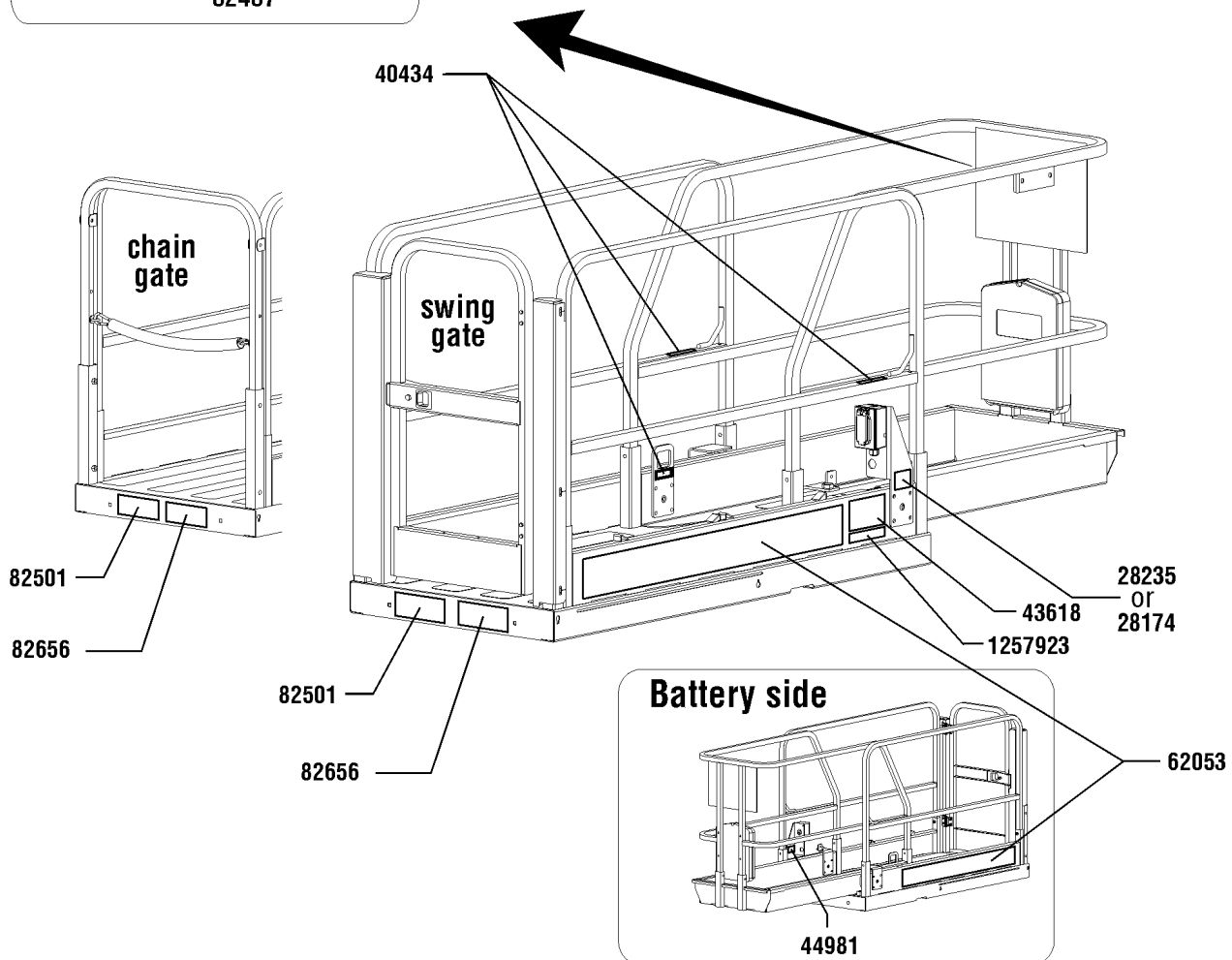
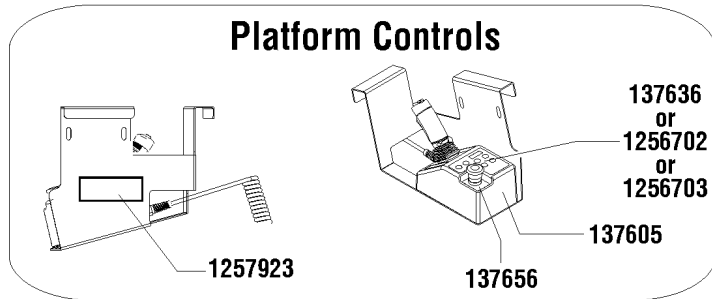
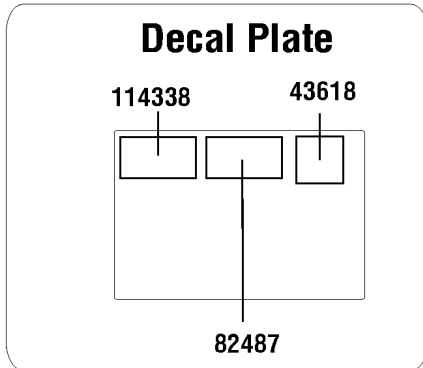
A TEREX BRAND

106.1 Decals with Symbols, GS-1530 Ground Control Side, ANSI & CE

Item	Part No.	Description	Qty.
--		REF. GS-1530 Symbol Decal Kits (refer to 105.1)	
1	28174	DECAL,POWER TO PLATFORM 230V.....	1
2	28235	DECAL,POWER TO PLATFORM 115V.....	1
3	43658	DECAL,LABEL,PWR TO CHARGR 230V.....	1
4	44980	DECAL,LABEL,PWR TO CHARGR 115V.....	1
5	44981	DECAL,LABEL,AIRLINE 110 PSI.....	1
6	52475	DECAL,LABEL,TRANSPORT TIEDOWN*.....	2
7	72086	DECAL,LABEL,LIFTING EYE.....	1
8	72143	DECAL,EMERGENCY STOP,GR.....	1
9	82473	DECAL,SYMBOL-COMP ACCESS.....	1
10	82474	DECAL,SYMBOL-USE SAFETY ARM.....	1
11	82476	DECAL,SYMBOL-ELEC HAZARD,GS.....	1
12	82482	DECAL, LABEL,AUX LOWERING....	1
13	82485	DECAL,LABEL,WHEEL LOAD 1530..... (ANSI models)	2
14	82487	DECAL,SYMBOL-READ THE MANUAL.....	1
15	82560	DECAL,SYMBOL-SKIN INJECT HAZRD.....	1
16	82562	DECAL,SYMBOL-CRUSHING HAZARD.....	2
17	82570	DECAL,LABEL-WHEEL LOAD 1530/32..... (CE models)	2
18	97719	DECAL, LABEL, SAFETY ARM SYMB.....	1
19	114334	DECAL,SYM-ELEC HAZARD,PLUG.....	1
20	114372	DECAL,SYM-TIP-OVER,TRAYS.....	1
21	T112804	DECAL,GCON PANEL,GS.....	1

107.1 Decals with Symbols, GS-1530 Platform, ANSI

Platform, ANSI models

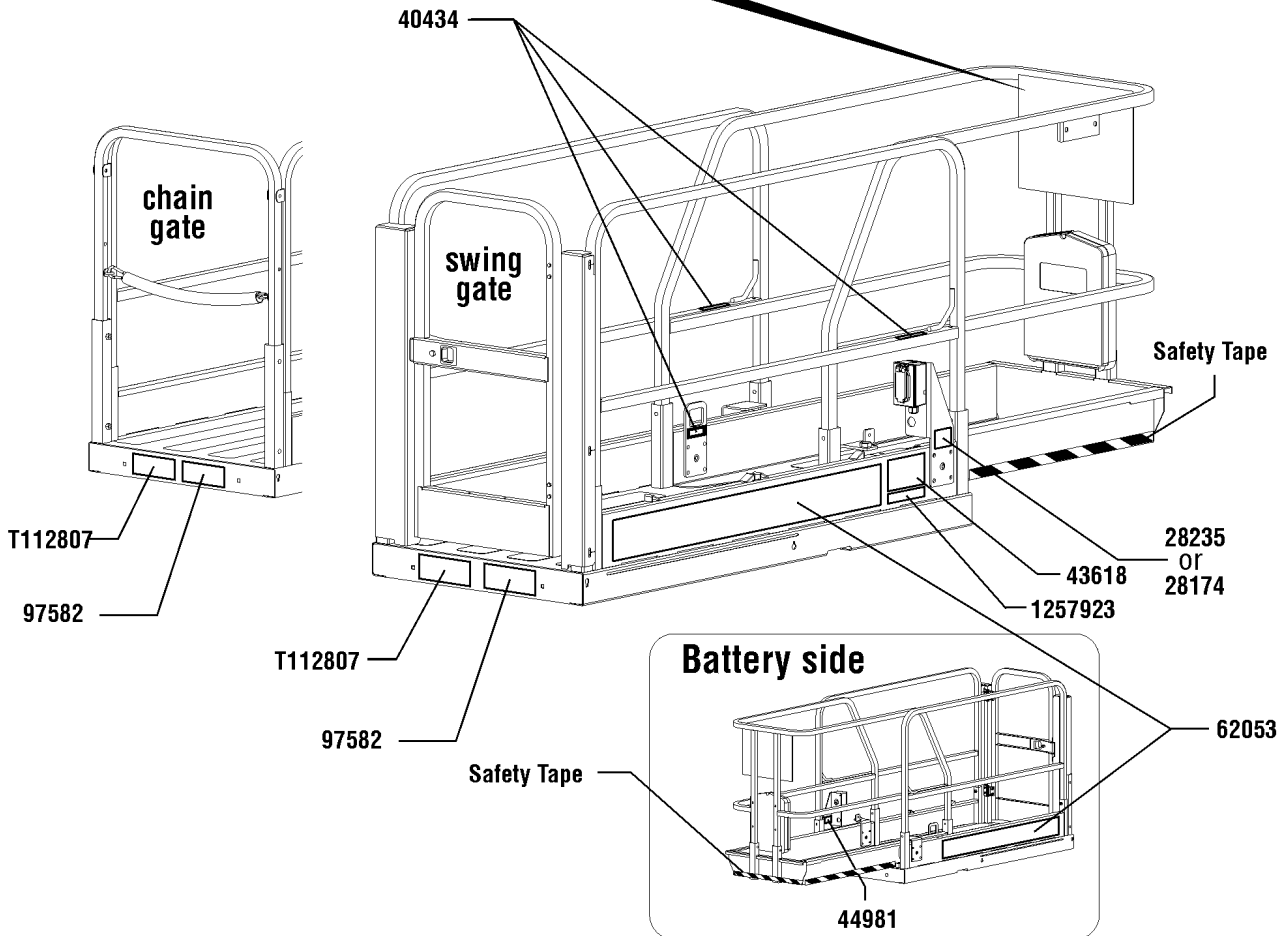
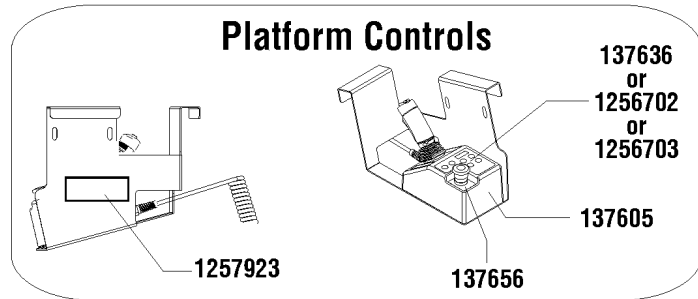
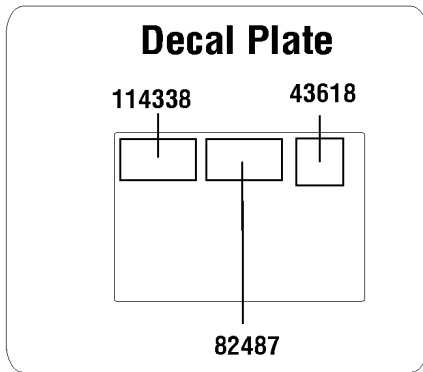


107.1 Decals with Symbols, GS-1530 Platform, ANSI

Item	Part No.	Description	Qty.
--		REF. GS-1530 Symbol Decal Kits <i>(refer to 105.1)</i>	
1	28174	DECAL,POWER TO PLATFORM 230V.....	1
2	28235	DECAL,POWER TO PLATFORM 115V.....	1
3	40434	DECAL,LANYARD ANCHORAGE POINT.....	3
4	43618	DECAL,LABEL-DIRECTION ARROWS.....	2
5	44981	DECAL,LABEL,AIRLINE 110 PSI.....	1
6	62053	DECAL,COSMETIC,GENIE GS-1530**.....	2
7	82487	DECAL,SYMBOL-READ THE MANUAL.....	1
8	82501	DECAL,SYM-MAXCAP 600.....	1
9	82656	DECAL,SYM-SIDE FORCE 445N....	1
10	114338	DECAL,SYM-TIP-OVR,TILT ALARM.....	1
11	137605	DECAL,E-STOP,GR/GRC/GS PCON.....	1
12	137636	UI, GR/GRC/GS PCON DECAL..... <i>(models with 6 button, 2 speed controller) to SN GS3014A-134999 and to SN GS3014C-16999</i>	1
13	137656	DECAL,PROPEL,GR/GRC/GS,PCON.	1
14	1256702	DECAL, UI, GS/GR, PROP LIFT..... <i>(models with 4 button, proportional controller)</i>	1
15	1256703	DECAL, STD, PROP LIFT, UI, SVC..... <i>(units converted from 6 button, 2 speed lift to 4 button, proportional controller)</i>	1
16	1257923	DECAL, SMARTLINK PROPORTIONAL..... <i>(models with 4 button, proportional controller, and units converted from 6 button, 2 speed lift to 4 button, proportional controller)</i>	2

108.1 Decals with Symbols, GS-1530 Platform, CE

Platform, CE models



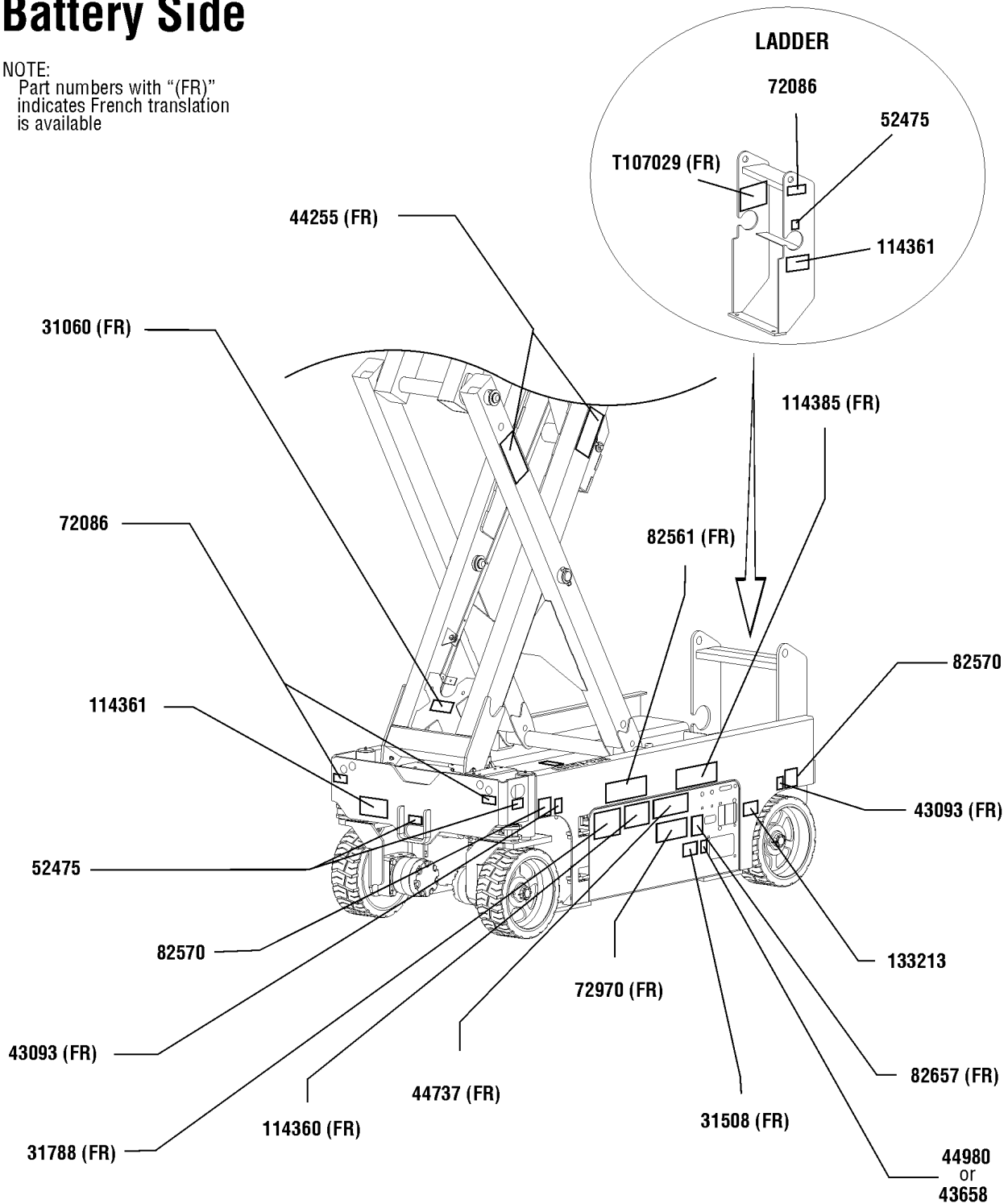
108.1 Decals with Symbols, GS-1530 Platform, CE

Item	Part No.	Description	Qty.
--		REF. GS-1530 Symbol Decal Kits (refer to 105.1)	
1	28174	DECAL,POWER TO PLATFORM 230V.....	1
2	28235	DECAL,POWER TO PLATFORM 115V.....	1
3	40434	DECAL,LANYARD ANCHORAGE POINT.....	3
4	43618	DECAL,LABEL-DIRECTION ARROWS.....	2
5	44981	DECAL,LABEL,AIRLINE 110 PSI.....	1
6	62053	DECAL,COSMETIC,GENIE GS-1530**.....	2
7	82487	DECAL,SYMBOL-READ THE MANUAL.....	1
8	97582	DECAL,SYM-SIDEFORCE 400N ID.....	1
9	114338	DECAL,SYM-TIP-OVR,TILT ALARM.....	1
10	137605	DECAL,E-STOP,GR/GRC/GS PCON.....	1
11	137636	UI, GR/GRC/GS PCON DECAL..... (models with 6 button, 2 speed controller) to SN GS3014A-134999 and to SN GS3014C-16999	1
12	137656	DECAL,PROPEL,GR/GRC/GS,PCON.	1
13	T112807	DECAL,SYM MAX CAP 272 KG,CE.....	1
14	1256702	DECAL, UI, GS/GR, PROP LIFT (models with 4 button, proportional controller)	
15	1256703	DECAL, STD, PROP LIFT, UI, SVC..... (units converted from 6 button, 2 speed lift to 4 button, proportional controller)	1
16	1257923	DECAL, SMARTLINK PROPORTIONAL..... (models with 4 button, proportional controller, and units converted from 6 button, 2 speed lift to 4 button, proportional controller)	2

109.1 Decals with Words, GS-1532, Battery Side, Australia

Battery Side

NOTE:
Part numbers with "(FR)" indicates French translation is available



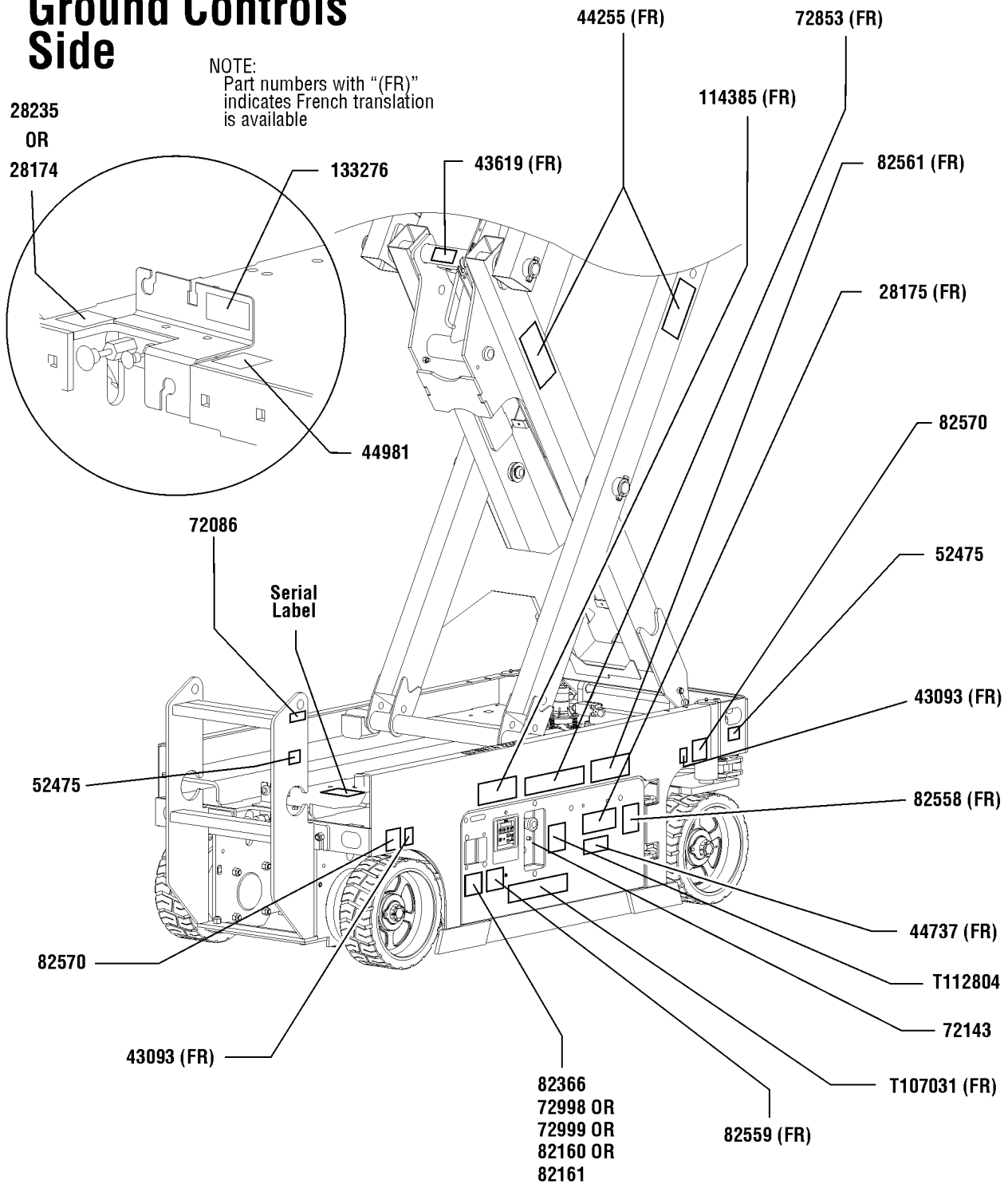
109.1 Decals with Words, GS-1532, Battery Side, Australia

Item	Part No.	Description	Qty.
--	232062	DECAL KIT,1532 PLAT.,WRD,AUST <i>(Australia models with 2 speed controller) to SN GS3014A-134999 and to SN GS3014C-16999</i>	
--	232063	DECAL KIT,1532 COMP.,WRD,AUST <i>(Australia models with 2 speed controller) to SN GS3014A-134999 and to SN GS3014C-16999</i>	
1	44255	DECAL,DANGER,CRUSHING HAZARD.....	2
2	31060	DECAL,DANGER DO NOT ALTER SWTC.....	1
3	31508	DECAL,DANGER,ELECT HAZARD,PLUG..... <i>(Australia models)</i>	1
4	31788	DECAL,DANGER,BATTERY SAFETY***	1
5	43093	DECAL,LABEL,TIRE SPECS.....	2
6	43658	DECAL,LABEL,PWR TO CHARGR 230V..... <i>(Australia models)</i>	1
7	44737	DECAL,DANGER,TIP-OVER,TRAYS.	1
8	44980	DECAL,LABEL,PWR TO CHARGR 115V..... <i>(Australia models)</i>	1
9	52475	DECAL,LABEL,TRANSPORT TIEDOWN*	3
10	72086	DECAL,LABEL,LIFTING EYE.....	3
11	72970	DECAL,INSTRUCTIONS-CHARGER OP.....	1
12	82561	DECAL,DANGER-USE SAFETY ARM.....	1
13	82570	DECAL,LABEL-WHEEL LOAD 1530/32..... <i>(Australia models)</i>	2
14	82657	DECAL,INSTRUCT,BATTERY CONNECT.....	1
15	114360	DECAL,DANGER-TIP-OVER,BATT..	1
16	114361	DECAL,LABEL-TRANSPORT DIGRAM.....	2
17	114385	DECAL,DANGER,ELEC HAZARD,GS.....	1
18	133213	DECAL,NOTICE-DO NOT OPEN DOOR.....	1
19	T107029	DECAL,DANGER,BRAKE REL SAFETY.....	1

110.1 Decals with Words, GS-1532 Ground Controls Side, Australia

Ground Controls Side

NOTE:
Part numbers with "(FR)" indicates French translation is available



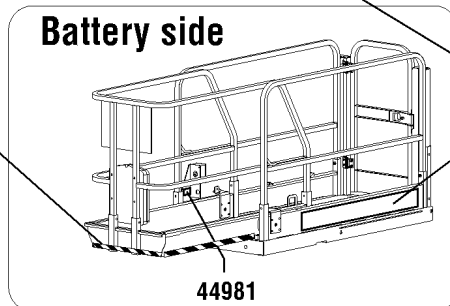
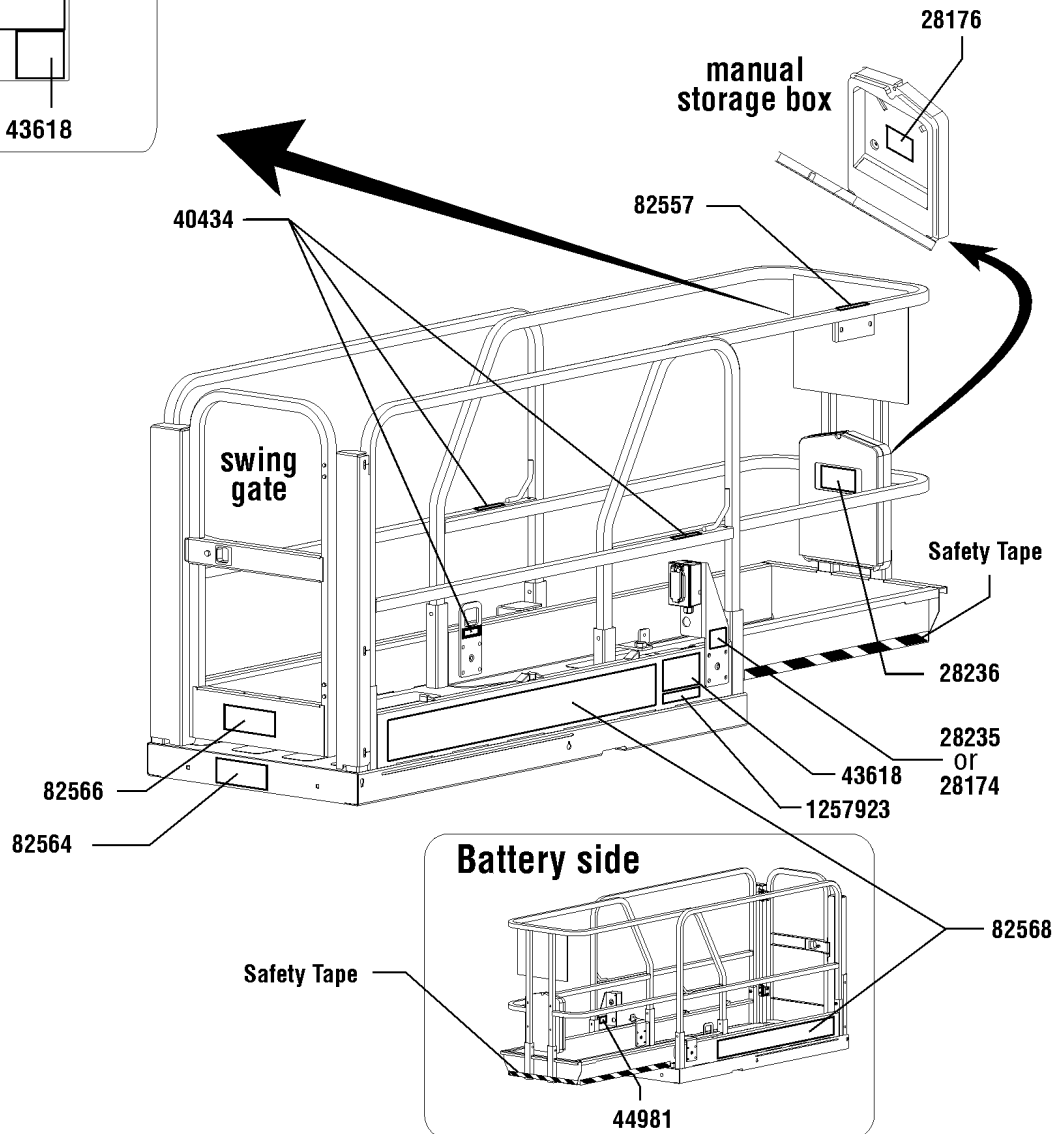
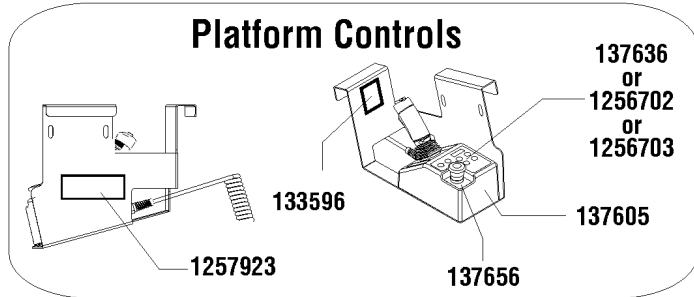
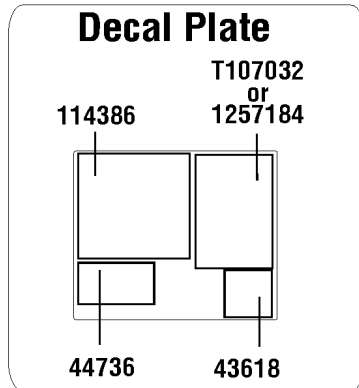
110.1 Decals with Words, GS-1532 Ground Controls Side, Australia

Item	Part No.	Description	Qty.	Item	Part No.	Description	Qty.
--		REF. GS-1532 Word Decal Kits <i>(refer to 109.1)</i>		23	114385	DECAL,DANGER,ELEC HAZARD,GS.....	1
1	28174	DECAL,POWER TO PLATFORM 230V.....	1	24	133276	DECAL,EMERGENCY LOWERING.....	1
2	28175	DECAL,COMPARTMENT ACCESS.....	1	25	T107031	DECAL,OP INST,GCON.....	1
3	28235	DECAL,POWER TO PLATFORM 115V.....	1	26	T112804	DECAL,GCON PANEL,GS.....	1
4	43093	DECAL,LABEL,TIRE SPECS.....	2				
5	43619	DECAL,LABEL,SAFETY ARM.....	1				
7	44255	DECAL,DANGER,CRUSHING HAZARD.....	2				
8	44737	DECAL,DANGER,TIP-OVER,TRAYS.	1				
9	44981	DECAL,LABEL,AIRLINE 110 PSI..... <i>(option)</i>	1				
10	52475	DECAL,LABEL,TRANSPORT TIEDOWN*.....	2				
11	72086	DECAL,LABEL,LIFTING EYE.....	1				
12	72143	DECAL,EMERGENCY STOP,GR.....	1				
13	72853	DECAL,DANGER,IMPROPER USE HAZ.....	1				
14	72998	DECAL,LABEL,QUINTOLUBRIK..... <i>(models with Quintolub hydraulic oil)</i>	1				
15	72999	DECAL,LABEL,PETRO CANADA***	1				
		<i>(models with Petro Canada hydraulic oil)</i>					
16	82160	DECAL,LABEL,STATOIL HYDRA WAY	1				
		<i>(models with Statoil hydraulic oil)</i>					
17	82161	DECAL,LABEL,UCON HYDROLUBE.....	1				
		<i>(models with Ucon Hydrolube hydraulic oil)</i>					
18	82366	DECAL,CHEVRON RANDO HD..... <i>(models with Chevron Random hydraulic oil)</i>	1				
19	82558	DECAL,SKIN INJECTION.....	1				
20	82559	DECAL,INSTRUCT-ANNUAL INSP REQ.....	1				
21	82561	DECAL,DANGER-USE SAFETY ARM.....	1				
22	82570	DECAL,LABEL-WHEEL LOAD 1530/32.....	2				
		<i>(Australia models)</i>					



111.1 Decals with Words, GS-1532 Platform, Australia

Platform, Australia Models

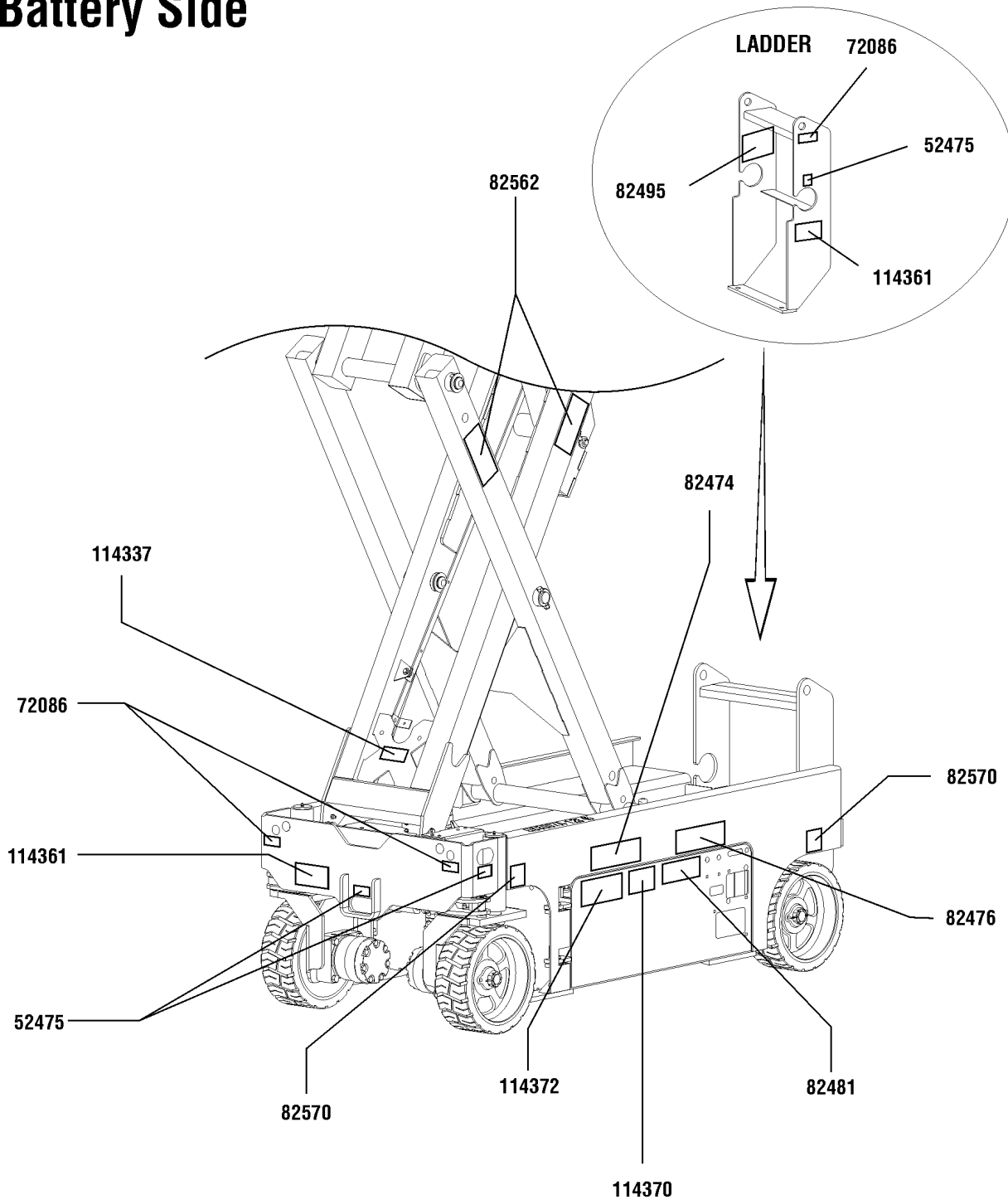


111.1 Decals with Words, GS-1532 Platform, Australia

Item	Part No.	Description	Qty.	Item	Part No.	Description	Qty.
--		REF. GS-1532 Word Decal Kits <i>(refer to 109.1)</i>		21	1257184	DECAL, OP INST, PLAT, GS30, AUS.....1 <i>(models with proportional controller)</i>	
1	28174	DECAL,POWER TO PLATFORM 230V.....1		22	1257923	DECAL, SMARTLINK PROPORTIONAL.....2 <i>(models with 4 button, proportional controller, and units converted from 6 button, 2 speed lift to 4 button, proportional controller)</i>	
2	28176	DECAL,LABEL,MANUAL NOT HERE.....1					
3	28235	DECAL,POWER TO PLATFORM 115V.....1					
4	28236	DECAL,WARN,IMPROPER OPERATION.....1					
5	40434	DECAL,LANYARD ANCHORAGE POINT.....3					
6	43618	DECAL,LABEL-DIRECTION ARROWS.....2					
7	44736	DECAL,DANGER,TIP-OVER,TILT....1					
8	44981	DECAL,LABEL,AIRLINE 110 PSI....1					
9	82568	DECAL,COSMETIC,GENIE GS-1532.....2					
10	82557	DECAL,LABEL,PLAT CONT LOCATION.....1					
11	82566	DECAL,INSTR-MANUAL FRC,AUS.....1					
12	114386	DECAL,DANGER-GEN SAFETY....1					
13	133596	DECAL,LABEL,FAULT CODES.....1					
14	137605	DECAL,E-STOP,GR/GRC/GS PCON.....1					
15	137636	UI, GR/GRC/GS PCON DECAL.....1 <i>(models with 6 button, 2 speed controller) to SN GS3014A-134999 and to SN GS3014C-16999</i>					
16	137656	DECAL,PROPEL,GR/GRC/GS,PCON.1					
17	T107032	DECAL,OP INST,PCON,GS-30,AUS.....1 <i>(models with 6 button, 2 speed controller) to SN GS3014A-134999 and to SN GS3014C-16999</i>					
18	82564	DECAL,INSTR-MAX CAP 600LBS...1					
19	1256702	DECAL, UI, GS/GR, PROP LIFT....1 <i>(models with 4 button, proportional controller)</i>					
20	1256703	DECAL, STD, PROP LIFT, UI, SVC.....1 <i>(units converted from 6 button, 2 speed lift to 4 button, proportional controller)</i>					



Battery Side

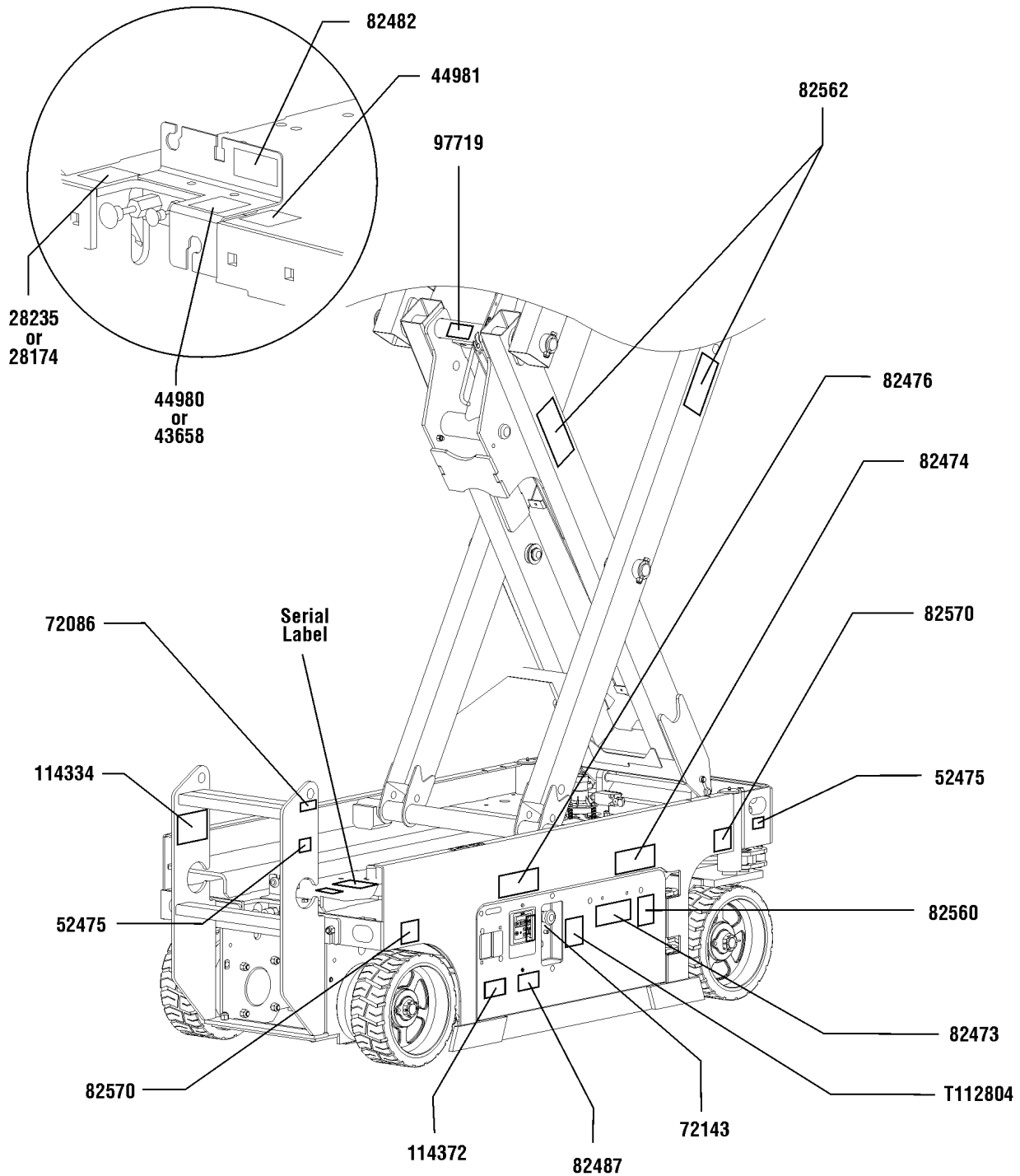


112.1 Decals with Symbols, GS-1532 Battery Side, CE

Item	Part No.	Description	Qty.
--	232070	DECAL KIT,1532 PLAT.,SYM,CE (CE models with 2 speed controller) to SN GS3014A-134999 and to SN GS3014C-16999	
--	232071	DECAL KIT,1532 COMP.,SYM,CE (CE models with 2 speed controller) to SN GS3014A-134999 and to SN GS3014C-16999	
1	52475	DECAL,LABEL,TRANSPORT TIEDOWN*.....	3
2	72086	DECAL,LABEL,LIFTING EYE.....	3
3	82474	DECAL,SYMBOL-USE SAFETY ARM.....	1
4	82476	DECAL,SYMBOL-ELEC HAZARD,GS.....	1
5	82481	DECAL,SYMBOL-BATTERY SAFETY.....	1
6	82495	DECAL,SYMBOL-BRAKE REL SAFETY.....	1
7	82562	DECAL,SYMBOL-CRUSHING HAZARD.....	2
8	82570	DECAL,LABEL-WHEEL LOAD 1530/32..... (CE models)	2
9	114337	DECAL,SYM-TIP-OVR,LIM SWITCH.....	1
10	114361	DECAL,LABEL-TRANSPORT DIGRAM.....	2
11	114370	DECAL-SYM-TIP-OVR,BATTRIES...	1
12	114372	DECAL,SYM-TIP-OVER,TRAYS.....	1

113.1 Decals with Symbols, GS-1532 Ground Control Side, CE

Ground Controls Side

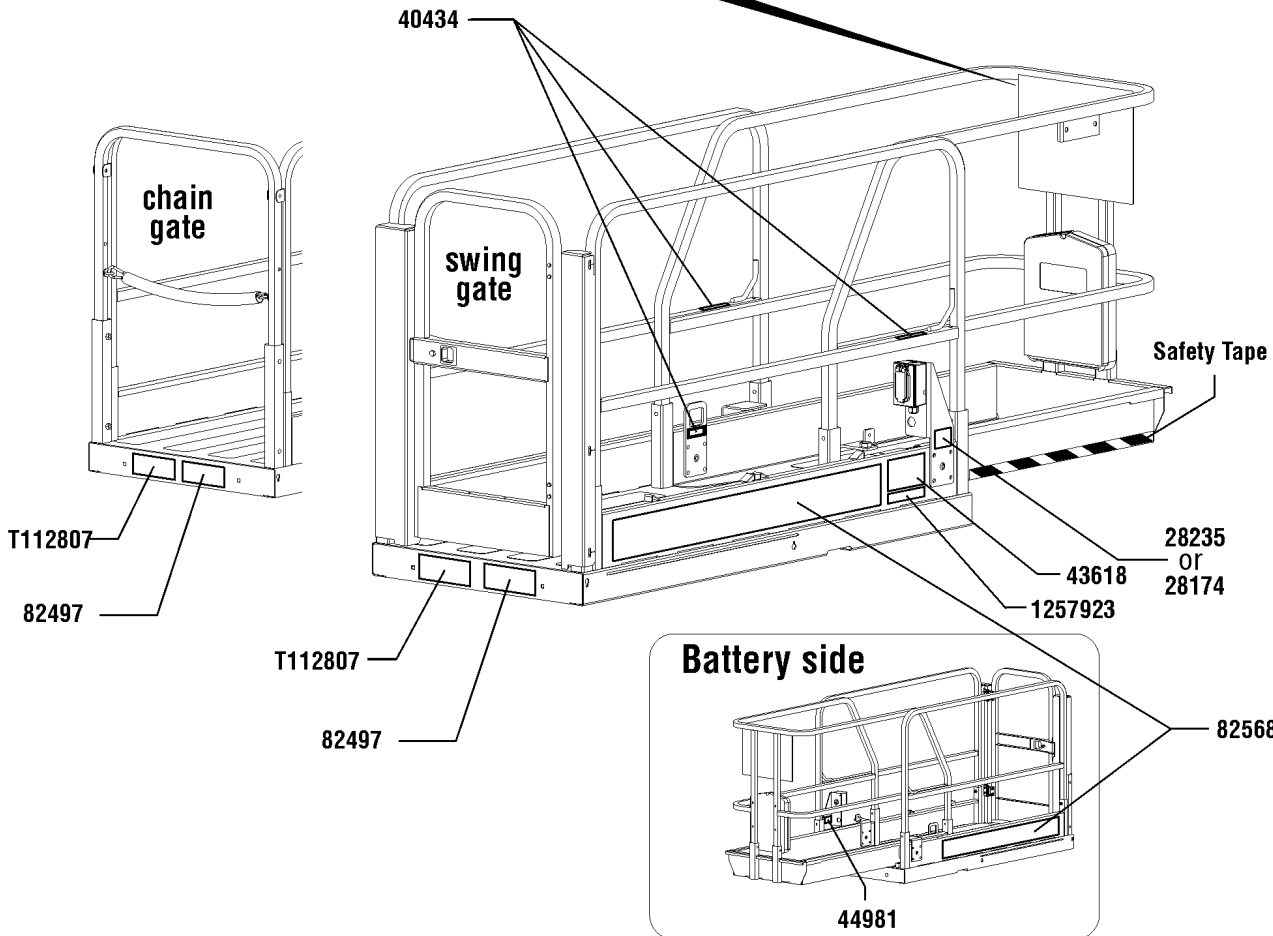
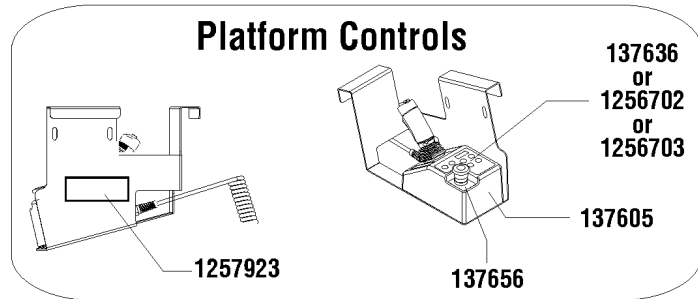
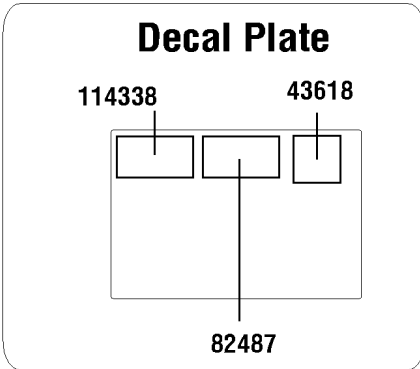


113.1 Decals with Symbols, GS-1532 Ground Control Side, CE

Item	Part No.	Description	Qty.
--		REF. GS-1532 Symbol Decal Kits (refer to 112.1)	
1	28174	DECAL,POWER TO PLATFORM 230V.....	1
2	28235	DECAL,POWER TO PLATFORM 115V.....	1
3	43658	DECAL,LABEL,PWR TO CHARGR 230V.....	1
4	44980	DECAL,LABEL,PWR TO CHARGR 115V.....	1
5	44981	DECAL,LABEL,AIRLINE 110 PSI.....	1
6	52475	DECAL,LABEL,TRANSPORT TIEDOWN*.....	2
7	72086	DECAL,LABEL,LIFTING EYE.....	1
8	72143	DECAL,EMERGENCY STOP,GR.....	1
9	82473	DECAL,SYMBOL-COMP ACCESS.....	1
10	82474	DECAL,SYMBOL-USE SAFETY ARM.....	1
11	82476	DECAL,SYMBOL-ELEC HAZARD,GS.....	1
12	82482	DECAL, LABEL,AUX LOWERING....	1
13	82487	DECAL,SYMBOL-READ THE MANUAL.....	1
14	82560	DECAL,SYMBOL-SKIN INJECT HAZRD.....	1
15	82562	DECAL,SYMBOL-CRUSHING HAZARD.....	2
16	82570	DECAL,LABEL-WHEEL LOAD 1530/32..... (CE models)	2
17	97719	DECAL, LABEL, SAFETY ARM SYMB.....	1
18	114334	DECAL,SYM-ELEC HAZARD,PLUG.....	1
19	114372	DECAL,SYM-TIP-OVER,TRAYS.....	1
20	T112804	DECAL,GCON PANEL,GS.....	1

114.1 Decals with Symbols, GS-1532 Platform, CE

Platform, CE models



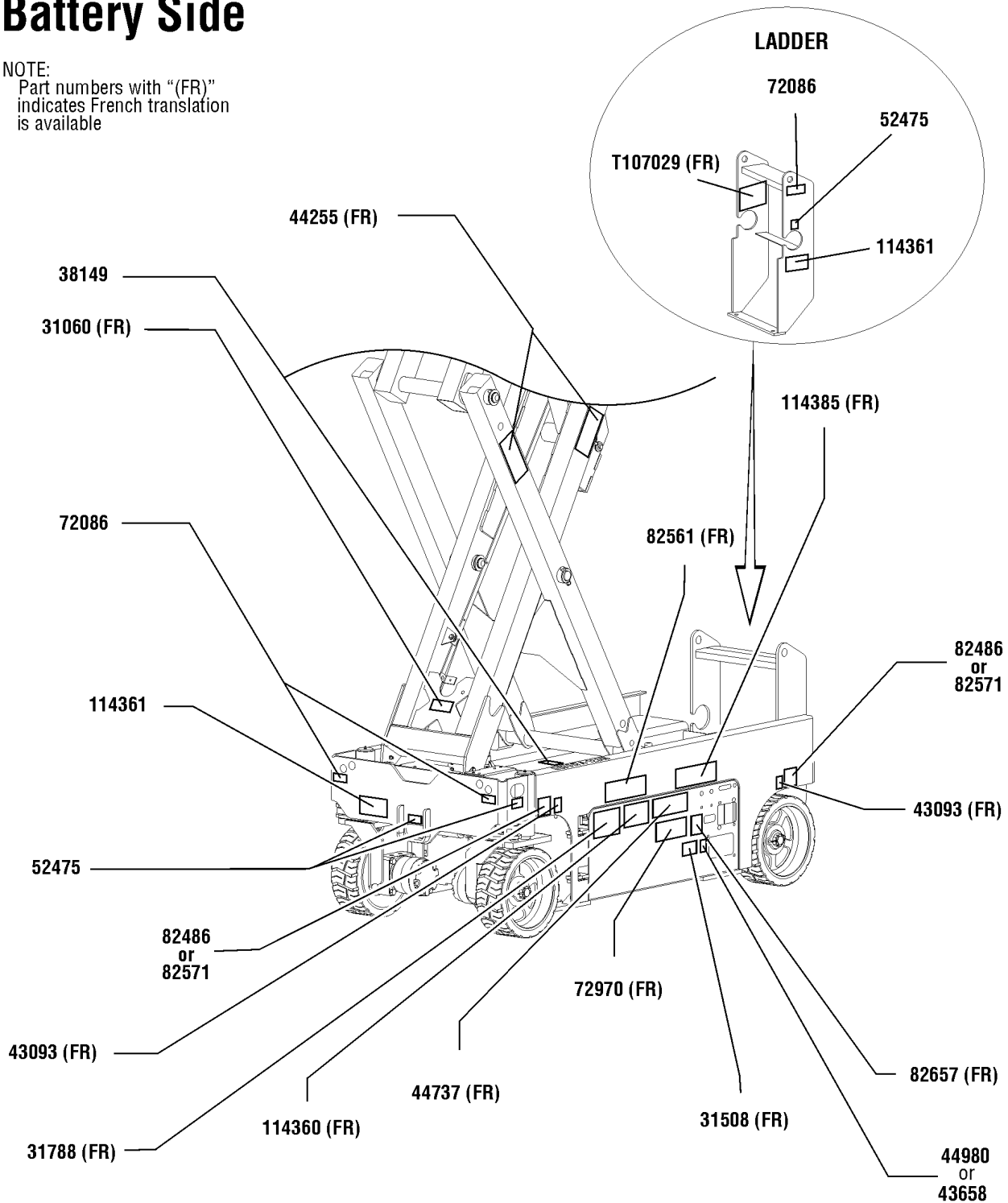
114.1 Decals with Symbols, GS-1532 Platform, CE

Item	Part No.	Description	Qty.
--		REF. GS-1532 Symbol Decal Kits (refer to 112.1)	
1	28174	DECAL,POWER TO PLATFORM 230V.....	1
2	28235	DECAL,POWER TO PLATFORM 115V.....	1
3	40434	DECAL,LANYARD ANCHORAGE POINT.....	3
4	43618	DECAL,LABEL-DIRECTION ARROWS.....	2
5	44981	DECAL,LABEL,AIRLINE 110 PSI.....	1
6	82487	DECAL,SYMBOL-READ THE MANUAL.....	1
7	82497	DECAL,SYM-SIDEFORCE 200400.....	1
8	82568	DECAL,COSMETIC,GENIE GS-1532.....	2
9	114338	DECAL,SYM-TIP-OVR,TILT ALARM.....	1
10	137605	DECAL,E-STOP,GR/GRC/GS PCON.....	1
11	137636	UI, GR/GRC/GS PCON DECAL..... (models with 6 button, 2 speed controller) to SN GS3014A-134999 and to SN GS3014C-16999	1
12	137656	DECAL,PROPEL,GR/GRC/GS,PCON.	1
13	T112807	DECAL,SYM MAX CAP 272 KG,CE.....	1
14	1256702	DECAL, UI, GS/GR, PROP LIFT (models with 4 button, proportional controller)	
15	1256703	DECAL, STD, PROP LIFT, UI, SVC..... (units converted from 6 button, 2 speed lift to 4 button, proportional controller)	1
16	1257923	DECAL, SMARTLINK PROPORTIONAL..... (models with 4 button, proportional controller, and units converted from 6 button, 2 speed lift to 4 button, proportional controller)	2

115.1 Decals with Words, GS-1930 Battery Side, ANSI & Australia

Battery Side

NOTE:
Part numbers with "(FR)"
indicates French translation
is available



115.1 Decals with Words, GS-1930 Battery Side, ANSI & Australia

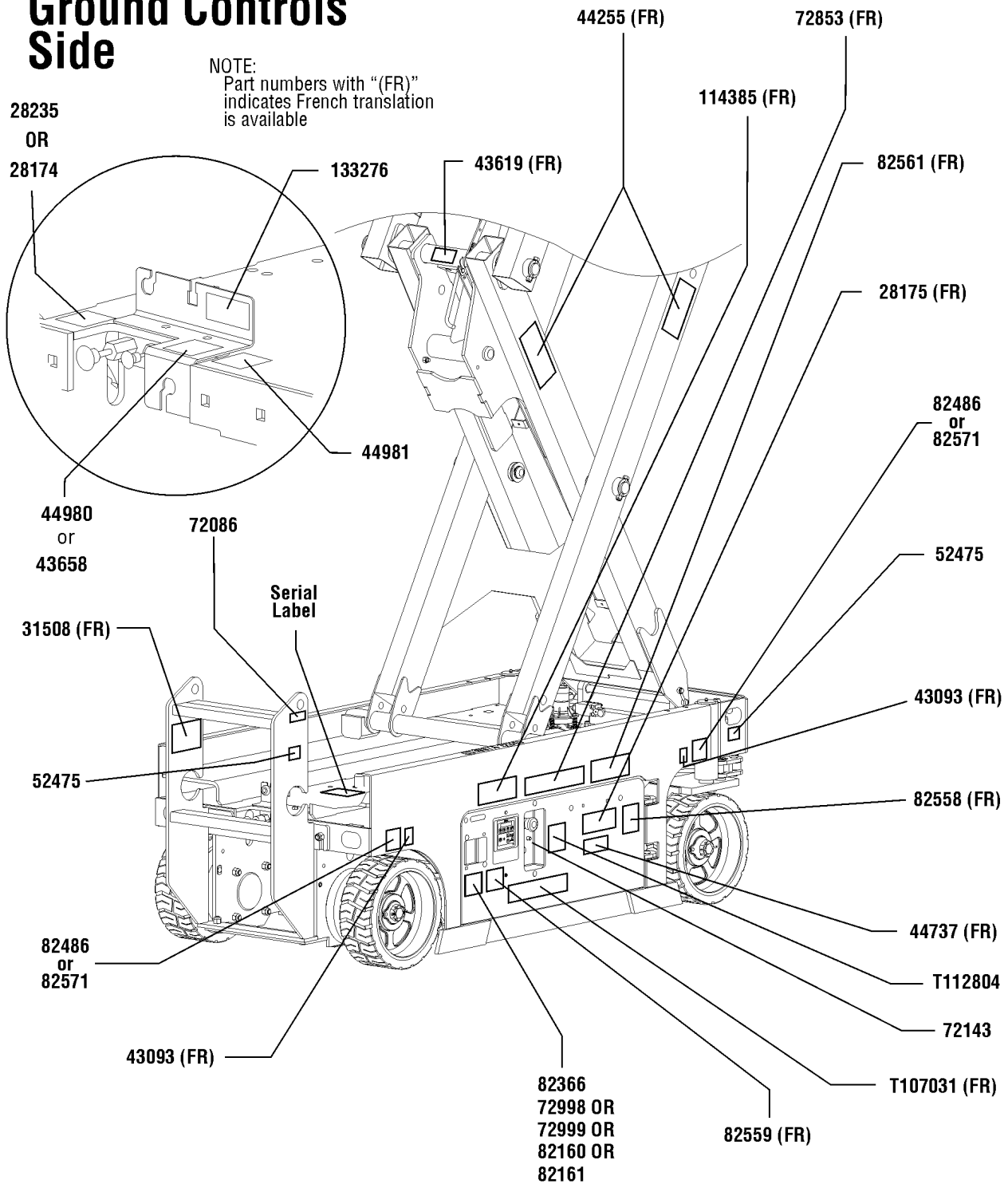
Item	Part No.	Description	Qty.	Item	Part No.	Description	Qty.
--	232054	DECAL KIT,1930 PLAT.,WRD,ANSI (ANSI models with 2 speed controller) to SN GS3014A-134999 and to SN GS3014C-16999		16	82657	DECAL,INSTRUCT,BATTERY CONNECT.....	1
--	232055	DECAL KIT,1930 COMP.,WRD,ANSI (ANSI models with 2 speed controller) to SN GS3014A-134999 and to SN GS3014C-16999		17	114360	DECAL,DANGER-TIP-OVER,BATT..	1
--	232064	DECAL KIT,1930 PLAT.,WRD,AUST (CE models with 2 speed controller) to SN GS3014A-134999 and to SN GS3014C-16999		18	114361	DECAL,LABEL-TRANSPORT DIGRAM.....	2
--	232065	DECAL KIT,1930 COMP.,WRD,AUST (CE models with 2 speed controller) to SN GS3014A-134999 and to SN GS3014C-16999		19	114385	DECAL,DANGER,ELEC HAZARD,GS.....	1
1	44255	DECAL,DANGER,CRUSHING HAZARD.....	2	20	T107029	DECAL,DANGER,BRAKE REL SAFETY.....	1
2	31060	DECAL,DANGER DO NOT ALTER SWTC.....	1				
3	31508	DECAL,DANGER,ELECT HAZARD,PLUG..... (Australia models)	1				
4	31788	DECAL,DANGER,BATTERY SAFETY***.....	1				
5	38149	DECAL,LABEL,PATENTS..... (domestic models)	1				
6	43093	DECAL,LABEL,TIRE SPECS.....	2				
7	43658	DECAL,LABEL,PWR TO CHARGR 230V..... (Australia models)	1				
8	44737	DECAL,DANGER,TIP-OVER,TRAYS.	1				
9	44980	DECAL,LABEL,PWR TO CHARGR 115V..... (Australia models)	1				
10	52475	DECAL,LABEL,TRANSPORT TIEDOWN*.....	3				
11	72086	DECAL,LABEL,LIFTING EYE.....	3				
12	72970	DECAL,INSTRUCTIONS-CHARGER OP.....	1				
13	82486	DECAL,LABEL,WHEEL LOAD 1930..... (ANSI models)	2				
14	82561	DECAL,DANGER-USE SAFETY ARM.....	1				
15	82571	DECAL,LABEL,WHEEL LOAD 19XX..... (Australia models)	2				



116.1 Decals with Words, GS-1930 Ground Controls Side, ANSI & Australia

Ground Controls Side

NOTE:
Part numbers with "(FR)" indicates French translation is available



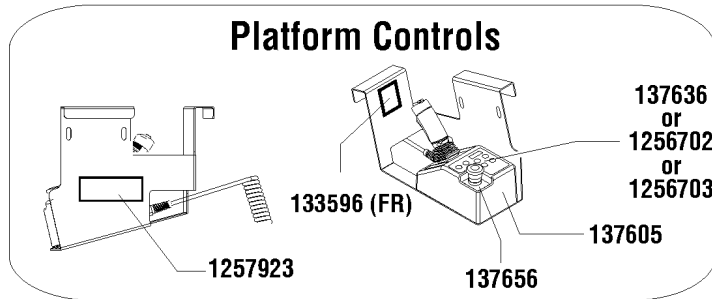
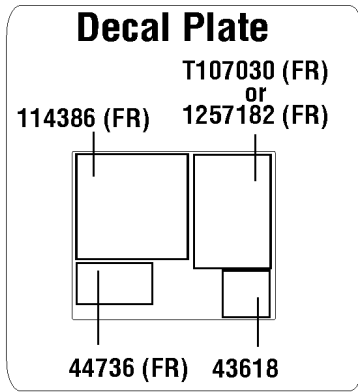
116.1 Decals with Words, GS-1930 Ground Controls Side, ANSI & Australia

Item	Part No.	Description	Qty.	Item	Part No.	Description	Qty.
--		REF. GS-1930 Word Decal Kits <i>(refer to 115.1)</i>		21	82486	DECAL,LABEL,WHEEL LOAD 1930.....2 <i>(ANSI models)</i>	
1	28174	DECAL,POWER TO PLATFORM 230V.....1		22	82558	DECAL,SKIN INJECTION.....1	
2	28175	DECAL,COMPARTMENT ACCESS.....1		23	82559	DECAL,INSTRUCT-ANNUAL INSP REQ.....1	
3	28235	DECAL,POWER TO PLATFORM 115V.....1		24	82561	DECAL,DANGER-USE SAFETY ARM.....1	
4	31508	DECAL,DANGER,ELECT HAZARD,PLUG.....1 <i>(ANSI models)</i>		25	82571	DECAL,LABEL,WHEEL LOAD 19XX.....2 <i>(Australia models)</i>	
5	43093	DECAL,LABEL,TIRE SPECS.....2		26	114385	DECAL,DANGER,ELEC HAZARD,GS.....1	
6	43619	DECAL,LABEL,SAFETY ARM.....1		27	133276	DECAL,EMERGENCY LOWERING.....1	
7	43658	DECAL,LABEL,PWR TO CHARGR 230V.....1 <i>(ANSI models)</i>		28	T107031	DECAL,OP INST,GCON.....1	
8	44255	DECAL,DANGER,CRUSHING HAZARD.....2		29	T112804	DECAL,GCON PANEL,GS.....1	
9	44737	DECAL,DANGER,TIP-OVER,TRAYS.1					
10	44980	DECAL,LABEL,PWR TO CHARGR 115V.....1 <i>(ANSI models)</i>					
11	44981	DECAL,LABEL,AIRLINE 110 PSI.....1 <i>(option)</i>					
12	52475	DECAL,LABEL,TRANSPORT TIEDOWN*.....2					
13	72086	DECAL,LABEL,LIFTING EYE.....1					
14	72143	DECAL,EMERGENCY STOP,GR.....1					
15	72853	DECAL,DANGER,IMPROPER USE HAZ.....1					
16	72998	DECAL,LABEL,QUINTOLUBRIK.....1 <i>(models with Quintolub hydraulic oil)</i>					
17	72999	DECAL,LABEL,PETRO CANADA***1 <i>(models with Petro Canada hydraulic oil)</i>					
18	82160	DECAL,LABEL,STATOIL HYDRA WAY.....1 <i>(models with Statoil hydraulic oil)</i>					
19	82161	DECAL,LABEL,UCON HYDROLUBE.....1 <i>(models with UConn Hydrolube hydraulic oil)</i>					
20	82366	DECAL,CHEVRON RANDO HD.....1 <i>(models with Chevron Random hydraulic oil)</i>					

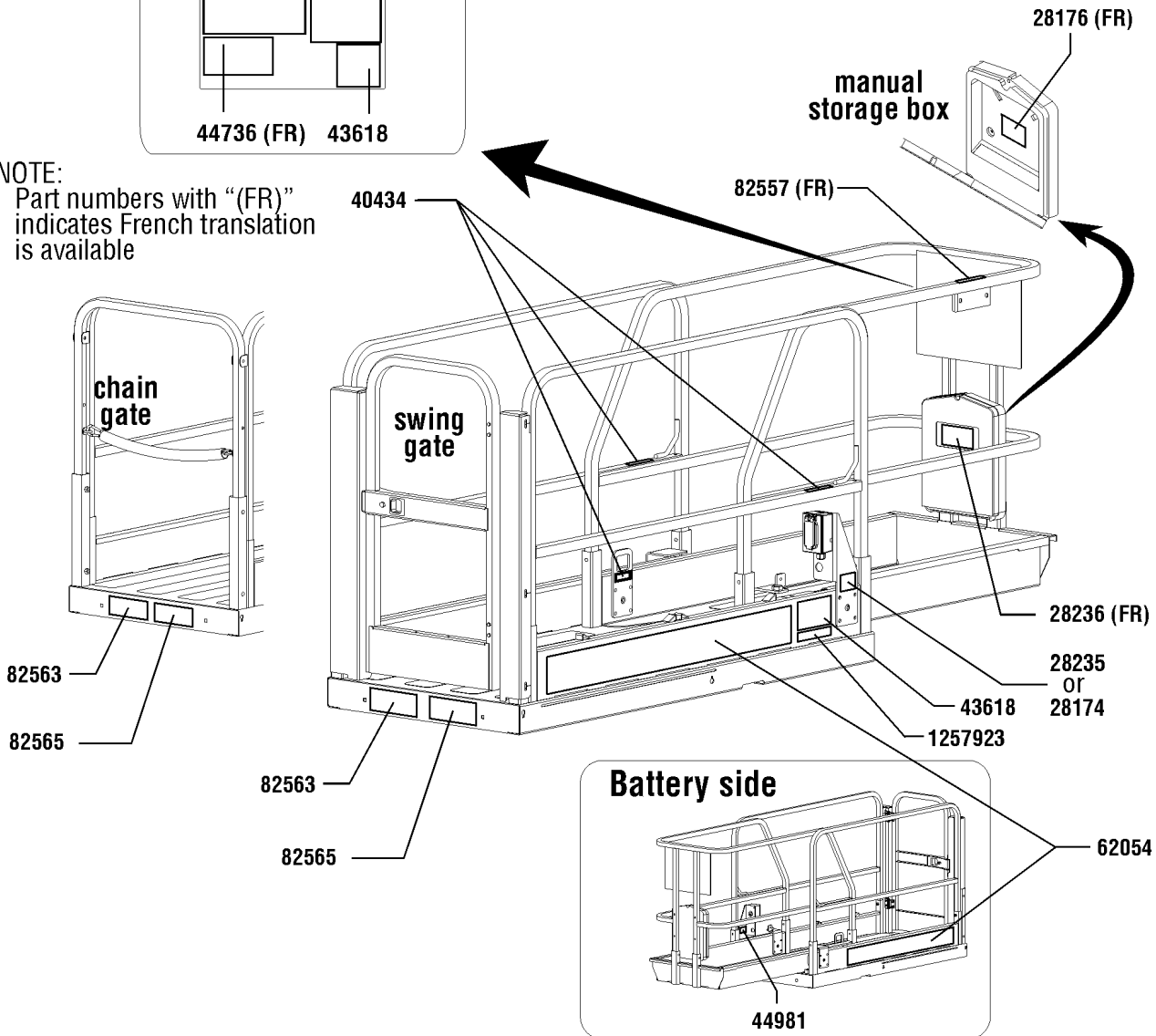


117.1 Decals with Words, GS-1930 Platform, ANSI

Platform, ANSI models



NOTE:
 Part numbers with "(FR)"
 indicates French translation
 is available



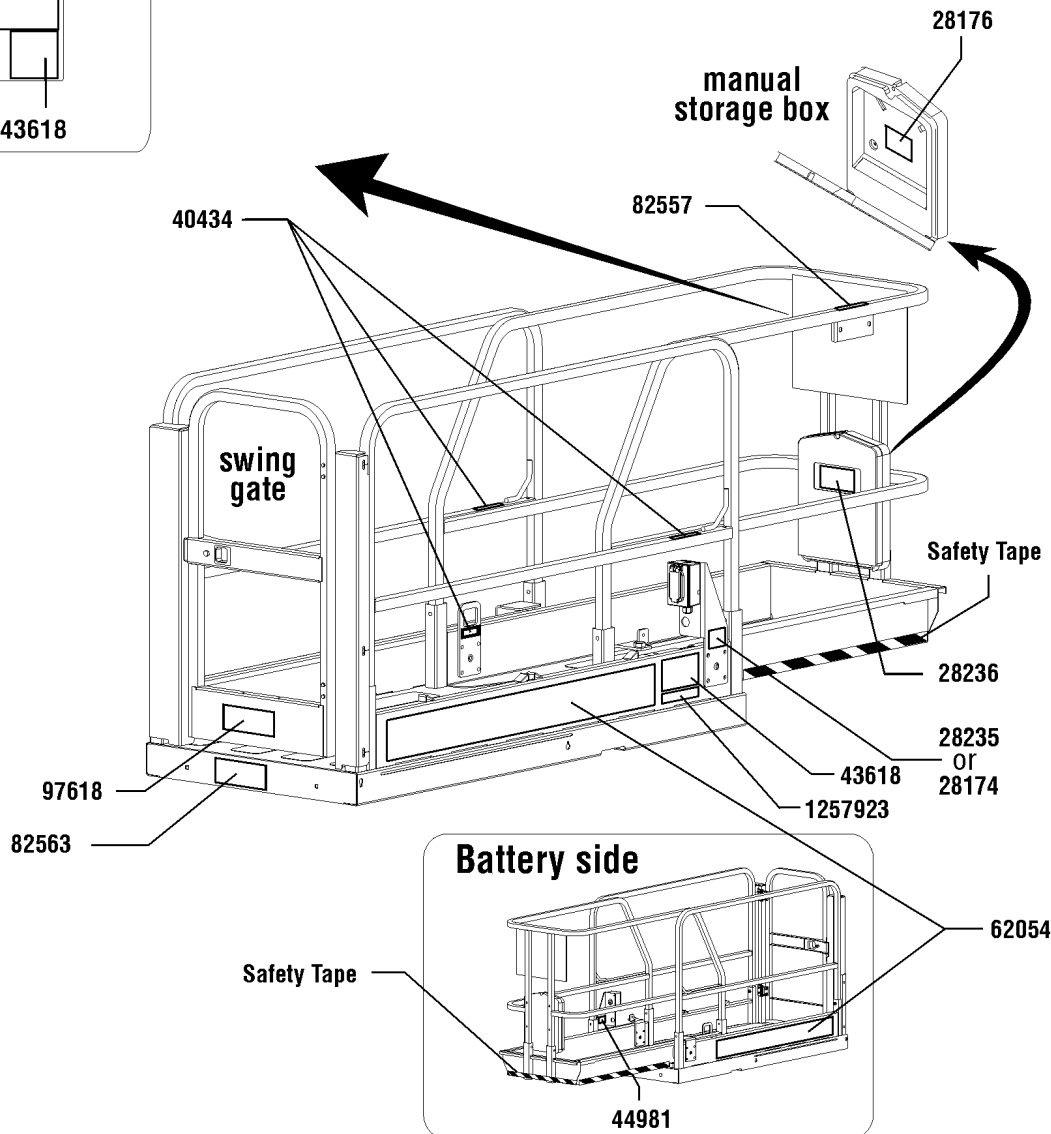
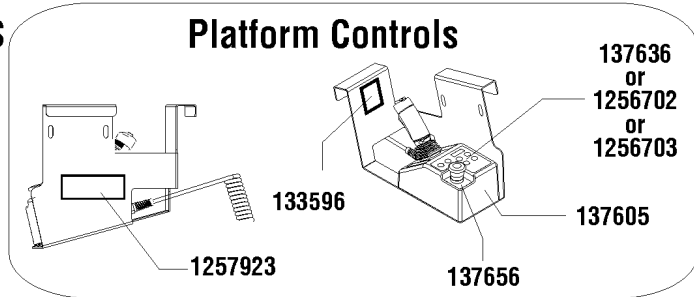
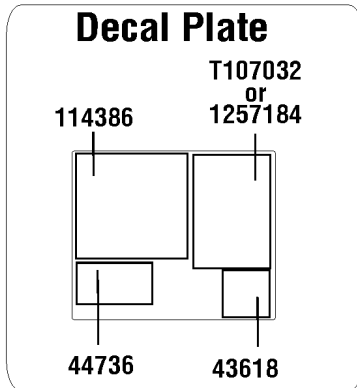
117.1 Decals with Words, GS-1930 Platform, ANSI

Item	Part No.	Description	Qty.	Item	Part No.	Description	Qty.
--		REF. GS-1930 Word Decal Kits <i>(refer to 115.1)</i>		21	1257182	DECAL, OP INST, PLAT, GS30, ANSI.....1 <i>(models with proportional controller)</i>	
1	28174	DECAL,POWER TO PLATFORM 230V.....1		22	1257923	DECAL, SMARTLINK PROPORTIONAL.....2 <i>(models with 4 button, proportional controller, and units converted from 6 button, 2 speed lift to 4 button, proportional controller)</i>	
2	28176	DECAL,LABEL,MANUAL NOT HERE.....1					
3	28235	DECAL,POWER TO PLATFORM 115V.....1					
4	28236	DECAL,WARN,IMPROPER OPERATION.....1					
5	40434	DECAL,LANYARD ANCHORAGE POINT.....3					
6	43618	DECAL,LABEL-DIRECTION ARROWS.....2					
7	44736	DECAL,DANGER,TIP-OVER,TILT....1					
8	44981	DECAL,LABEL,AIRLINE 110 PSI....1					
9	62054	DECAL,COSMETIC,GENIE GS-1930**.....2					
10	82557	DECAL,LABEL,PLAT CONT LOCATION.....1					
11	82563	DECAL,INSTR-MAX CAP 500 LBS.....1 <i>(GS1930 and GS1932 models)</i>					
12	82565	DECAL,INSTR-SIDE FRC,ANSI.....1					
13	114386	DECAL,DANGER-GEN SAFETY.....1					
14	133596	DECAL,LABEL,FAULT CODES.....1					
15	137605	DECAL,E-STOP,GR/GRC/GS PCON.....1					
16	137636	UI, GR/GRC/GS PCON DECAL.....1 <i>(models with 6 button, 2 speed controller) to SN GS3014A-134999 and to SN GS3014C-16999</i>					
17	137656	DECAL,PROPEL,GR/GRC/GS,PCON.1					
18	T107030	DECAL,OP INST,PCON,GS-30,ANSI.....1 <i>(models with 6 button, 2 speed controller) to SN GS3014A-134999 and to SN GS3014C-16999</i>					
19	1256702	DECAL, UI, GS/GR, PROP LIFT.....1 <i>(models with 4 button, proportional controller)</i>					
20	1256703	DECAL, STD, PROP LIFT, UI, SVC.....1 <i>(units converted from 6 button, 2 speed lift to 4 button, proportional controller)</i>					



118.1 Decals with Words, GS-1930 Platform, Australia

Platform, Australia Models

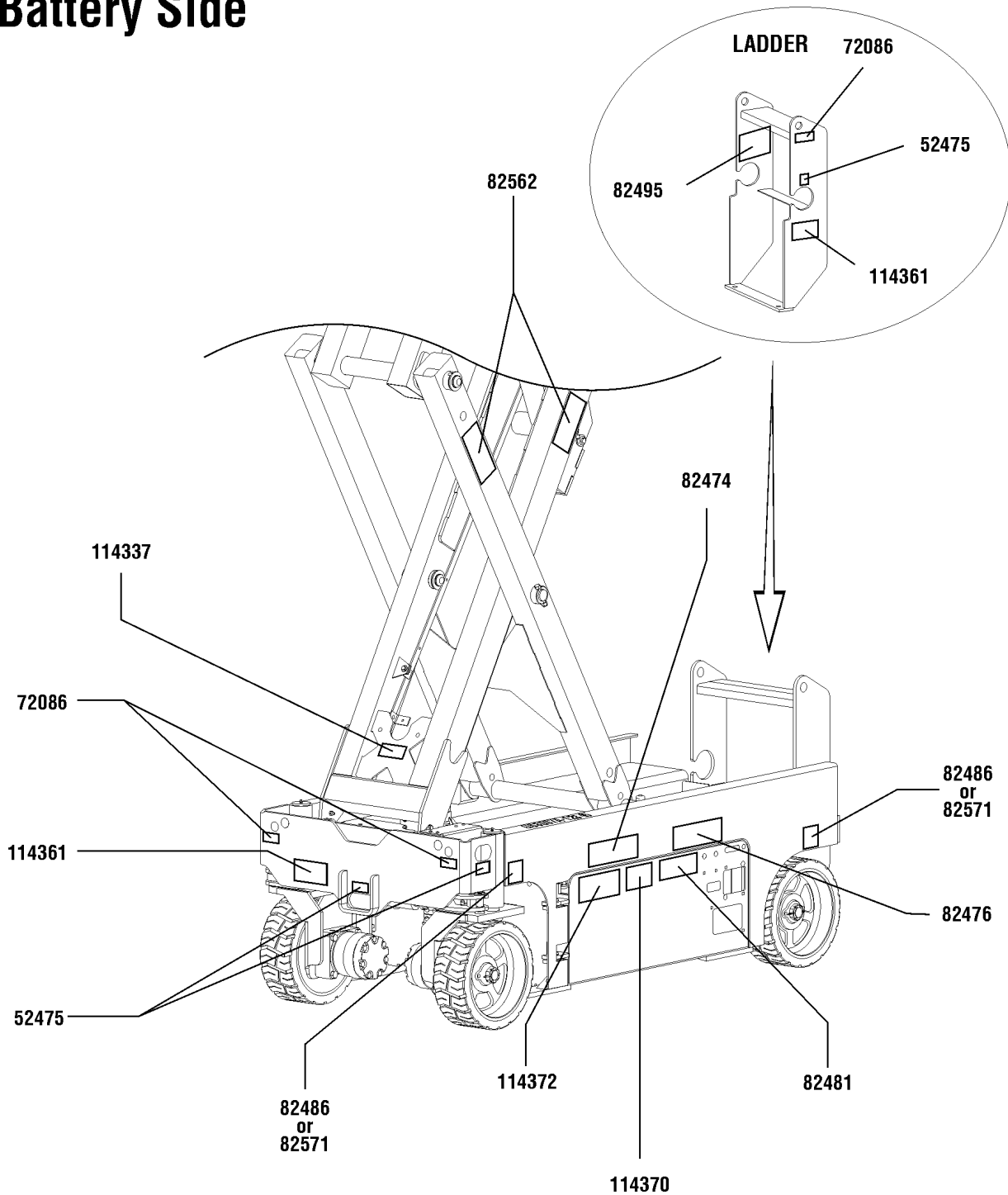


118.1 Decals with Words, GS-1930 Platform, Australia

Item	Part No.	Description	Qty.	Item	Part No.	Description	Qty.
--		REF. GS-1930 Word Decal Kits <i>(refer to 115.1)</i>		21	1257184	DECAL, OP INST, PLAT, GS30, AUS.....1 <i>(models with proportional controller)</i>	
1	28174	DECAL,POWER TO PLATFORM 230V.....1		22	1257923	DECAL, SMARTLINK PROPORTIONAL.....2 <i>(models with 4 button, proportional controller, and units converted from 6 button, 2 speed lift to 4 button, proportional controller)</i>	
2	28176	DECAL,LABEL,MANUAL NOT HERE.....1					
3	28235	DECAL,POWER TO PLATFORM 115V.....1					
4	28236	DECAL,WARN,IMPROPER OPERATION.....1					
5	40434	DECAL,LANYARD ANCHORAGE POINT.....3					
6	43618	DECAL,LABEL-DIRECTION ARROWS.....2					
7	44736	DECAL,DANGER,TIP-OVER,TILT....1					
8	44981	DECAL,LABEL,AIRLINE 110 PSI....1					
9	62054	DECAL,COSMETIC,GENIE GS-1930**.....2					
10	82557	DECAL,LABEL,PLAT CONT LOCATION.....1					
11	97618	DECAL,INSTR-INDOOR USE,AUS.....1					
12	114386	DECAL,DANGER-GEN SAFETY....1					
13	133596	DECAL,LABEL,FAULT CODES.....1					
14	137605	DECAL,E-STOP,GR/GRC/GS PCON.....1					
15	137636	UI, GR/GRC/GS PCON DECAL.....1 <i>(models with 6 button, 2 speed controller) to SN GS3014A-134999 and to SN GS3014C-16999</i>					
16	137656	DECAL,PROPEL,GR/GRC/GS,PCON.1					
17	T107032	DECAL,OP INST,PCON,GS-30,AUS.....1 <i>(models with 6 button, 2 speed controller) to SN GS3014A-134999 and to SN GS3014C-16999</i>					
18	82563	DECAL,INSTR-MAX CAP 500 LBS.....1 <i>(GS1930 and GS1932 models)</i>					
19	1256702	DECAL, UI, GS/GR, PROP LIFT.....1 <i>(models with 4 button, proportional controller)</i>					
20	1256703	DECAL, STD, PROP LIFT, UI, SVC.....1 <i>(units converted from 6 button, 2 speed lift to 4 button, proportional controller)</i>					



Battery Side

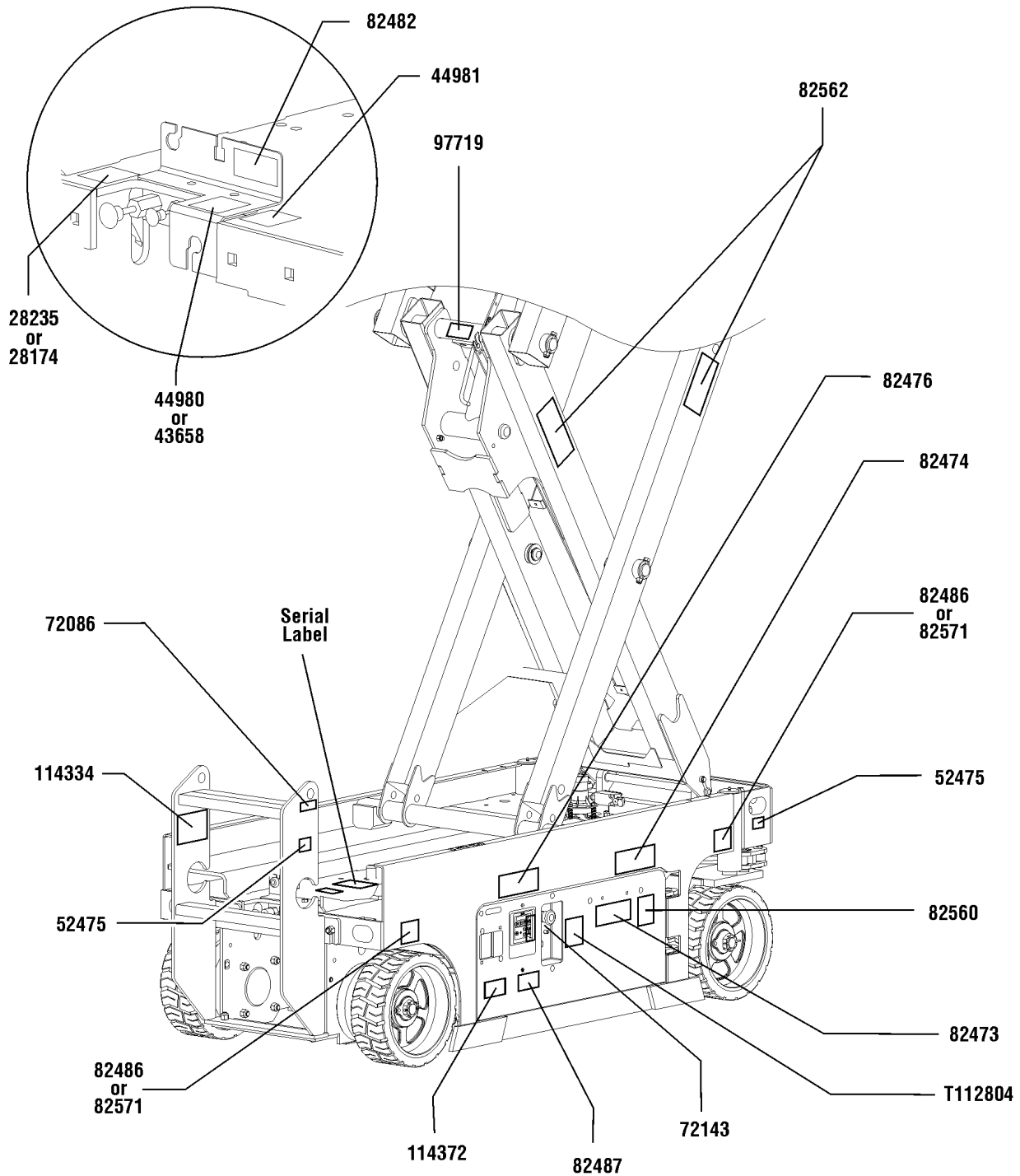


119.1 Decals with Symbols, GS-1930 Battery Side, ANSI & CE

Item	Part No.	Description	Qty.
--	232058	DECAL KIT,1930 PLAT.,SYM,ANSI (ANSI models with 2 speed controller) to SN GS3014A-134999 and to SN GS3014C-16999	
--	232059	DECAL KIT,1930 COMP.,SYM,ANSI (ANSI models with 2 speed controller) to SN GS3014A-134999 and to SN GS3014C-16999	
--	232072	DECAL KIT,1930 PLAT.,SYM,CE (CE models with 2 speed controller) to SN GS3014A-134999 and to SN GS3014C-16999	
--	232073	DECAL KIT,1930 COMP.,SYM,CE (CE models with 2 speed controller) to SN GS3014A-134999 and to SN GS3014C-16999	
1	52475	DECAL,LABEL,TRANSPORT TIEDOWN*.....	3
2	72086	DECAL,LABEL,LIFTING EYE.....	3
3	82474	DECAL,SYMBOL-USE SAFETY ARM.....	1
4	82476	DECAL,SYMBOL-ELEC HAZARD,GS.....	1
5	82481	DECAL,SYMBOL-BATTERY SAFETY.....	1
6	82486	DECAL,LABEL,WHEEL LOAD 1930..... (ANSI models)	2
7	82495	DECAL,SYMBOL-BRAKE REL SAFETY.....	1
8	82562	DECAL,SYMBOL-CRUSHING HAZARD.....	2
9	82571	DECAL,LABEL,WHEEL LOAD 19XX..... (CE models)	2
10	114337	DECAL,SYM-TIP-OVR,LIM SWITCH.....	1
11	114361	DECAL,LABEL-TRANSPORT DIGRAM.....	2
12	114370	DECAL-SYM-TIP-OVR,BATTRIES...	1
13	114372	DECAL,SYM-TIP-OVER,TRAYS.....	1

120.1 Decals with Symbols, GS-1930 Ground Control Side, ANSI & CE

Ground Controls Side

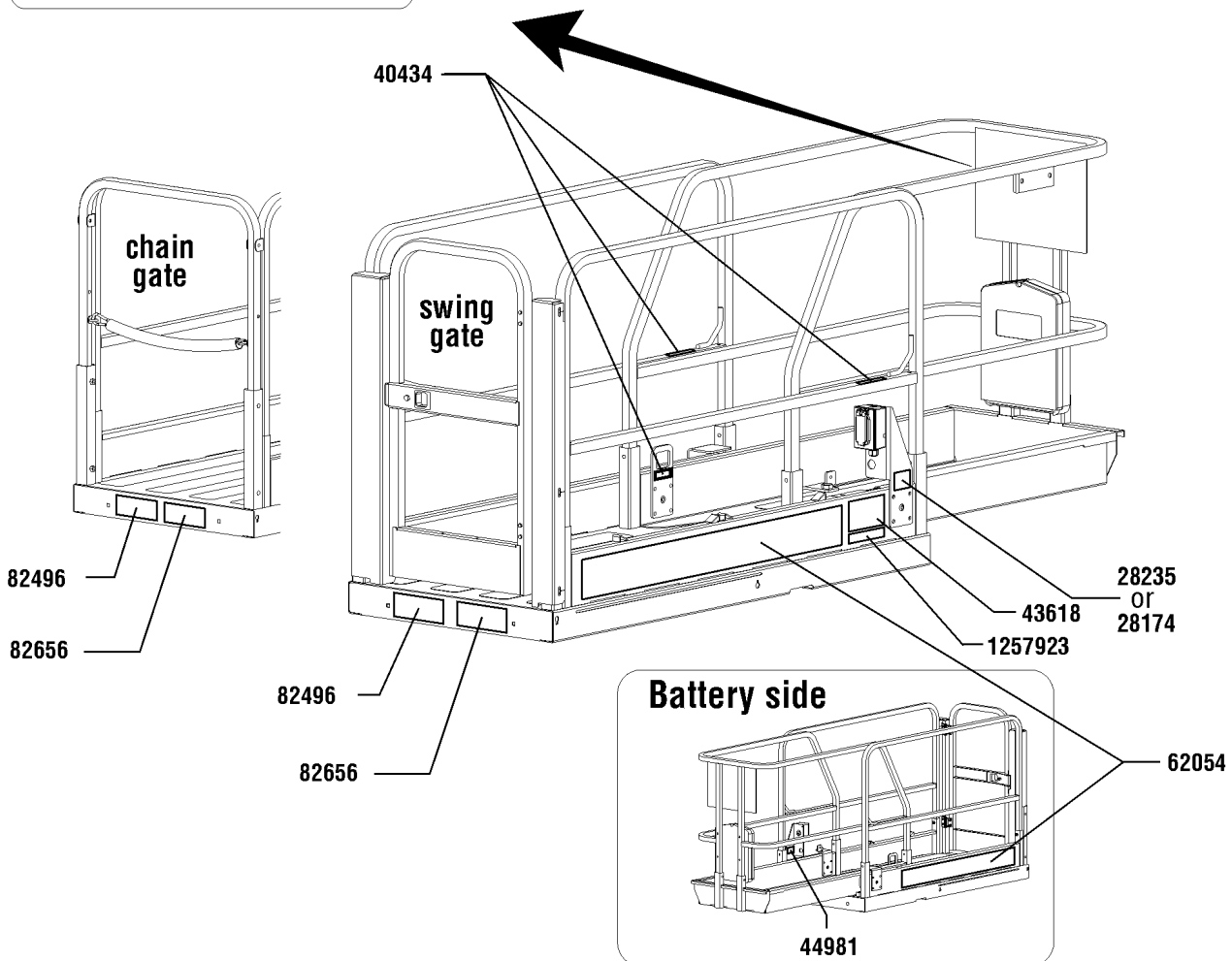
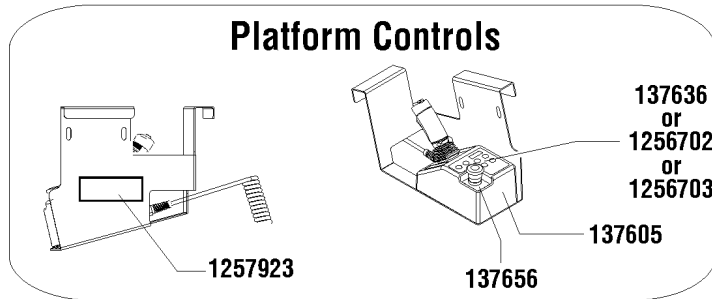
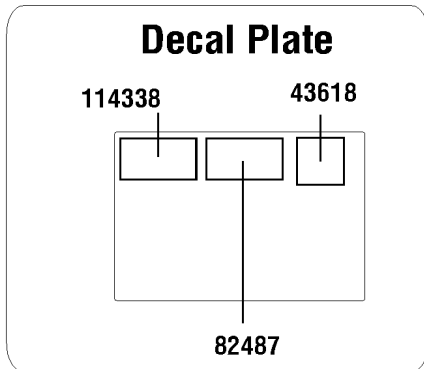


120.1 Decals with Symbols, GS-1930 Ground Control Side, ANSI & CE

Item	Part No.	Description	Qty.
--		REF. GS-1930 Symbol Decal Kits (refer to 119.1)	
1	28174	DECAL,POWER TO PLATFORM 230V.....	1
2	28235	DECAL,POWER TO PLATFORM 115V.....	1
3	43658	DECAL,LABEL,PWR TO CHARGR 230V.....	1
4	44980	DECAL,LABEL,PWR TO CHARGR 115V.....	1
5	44981	DECAL,LABEL,AIRLINE 110 PSI.....	1
6	52475	DECAL,LABEL,TRANSPORT TIEDOWN*.....	2
7	72086	DECAL,LABEL,LIFTING EYE.....	1
8	72143	DECAL,EMERGENCY STOP,GR.....	1
9	82473	DECAL,SYMBOL-COMP ACCESS.....	1
10	82474	DECAL,SYMBOL-USE SAFETY ARM.....	1
11	82476	DECAL,SYMBOL-ELEC HAZARD,GS.....	1
12	82482	DECAL, LABEL,AUX LOWERING....	1
13	82486	DECAL,LABEL,WHEEL LOAD 1930..... (ANSI Models)	2
14	82487	DECAL,SYMBOL-READ THE MANUAL.....	1
15	82560	DECAL,SYMBOL-SKIN INJECT HAZRD.....	1
16	82562	DECAL,SYMBOL-CRUSHING HAZARD.....	2
17	82571	DECAL,LABEL,WHEEL LOAD 19XX..... (CE Models)	2
18	97719	DECAL, LABEL, SAFETY ARM SYMB.....	1
19	114334	DECAL,SYM-ELEC HAZARD,PLUG.....	1
20	114372	DECAL,SYM-TIP-OVER,TRAYS.....	1
21	T112804	DECAL,GCON PANEL,GS.....	1

121.1 Decals with Symbols, GS-1930 Platform ANSI

Platform, ANSI models

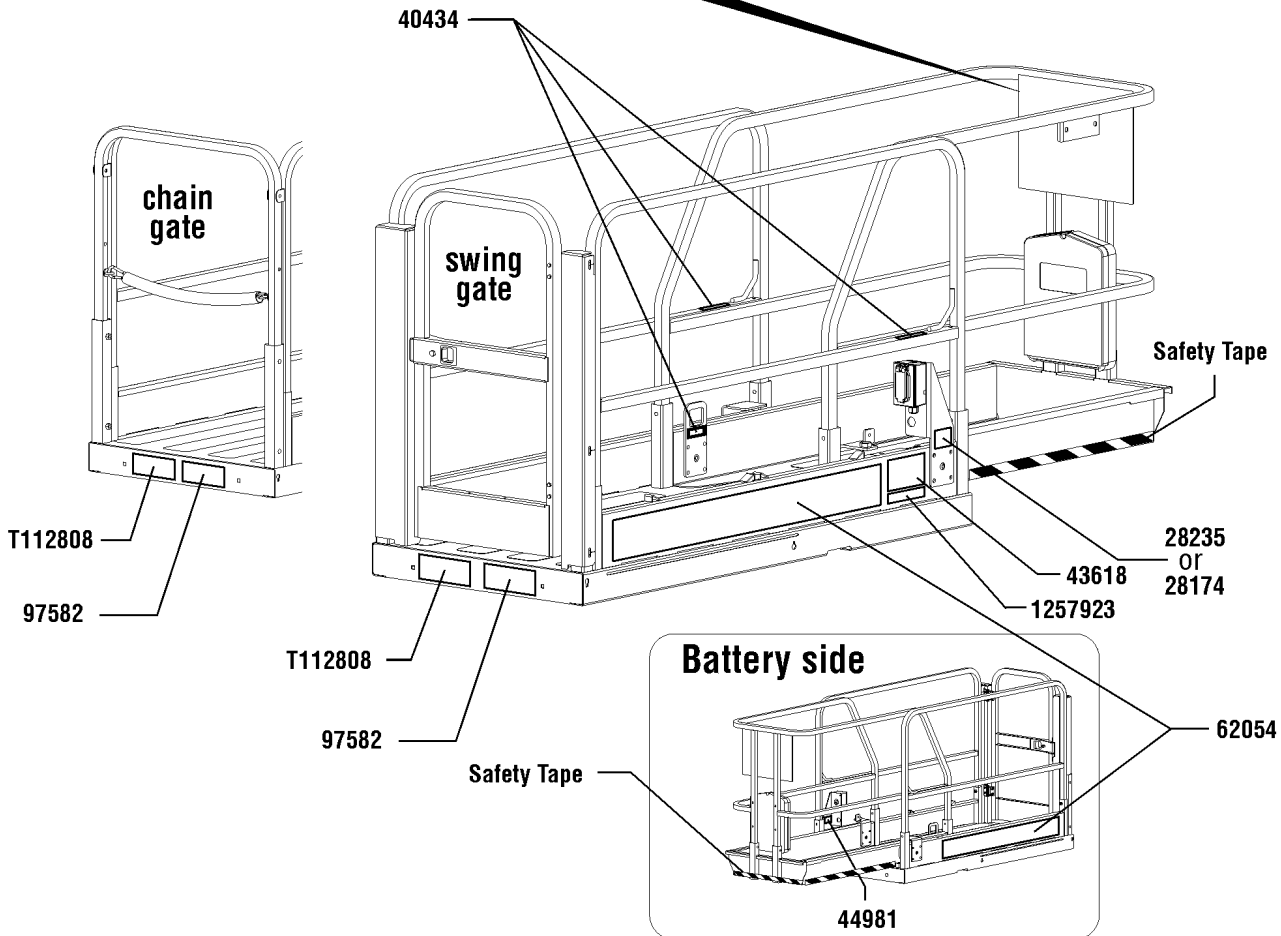
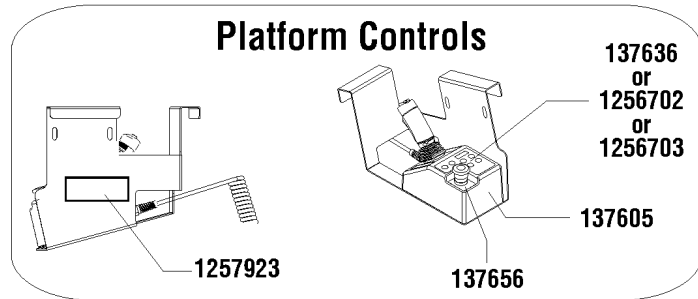
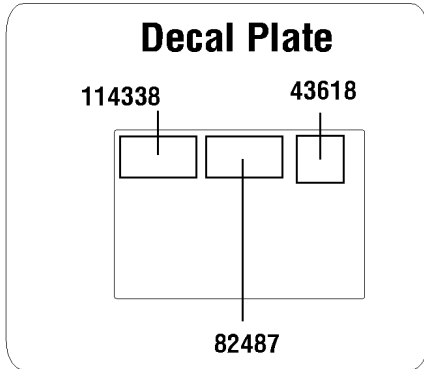


121.1 Decals with Symbols, GS-1930 Platform ANSI

Item	Part No.	Description	Qty.
--		REF. GS-1930 Symbol Decal Kits (refer to 119.1)	
1	28174	DECAL,POWER TO PLATFORM 230V.....	1
2	28235	DECAL,POWER TO PLATFORM 115V.....	1
3	40434	DECAL,LANYARD ANCHORAGE POINT.....	3
4	43618	DECAL,LABEL-DIRECTION ARROWS.....	2
5	44981	DECAL,LABEL,AIRLINE 110 PSI.....	1
6	62054	DECAL,COSMETIC,GENIE GS-1930**.....	2
7	82487	DECAL,SYMBOL-READ THE MANUAL.....	1
8	82496	DECAL,SYM-MAXCAP 500.....	1
9	82656	DECAL,SYM-SIDE FORCE 445N....	1
10	114338	DECAL,SYM-TIP-OVR,TILT ALARM.....	1
11	137605	DECAL,E-STOP,GR/GRC/GS PCON.....	1
12	137636	UI, GR/GRC/GS PCON DECAL..... (models with 6 button, 2 speed controller) to SN GS3014A-134999 and to SN GS3014C-16999	1
13	137656	DECAL,PROPEL,GR/GRC/GS,PCON.	1
14	1256702	DECAL, UI, GS/GR, PROP LIFT..... (models with 4 button, proportional controller)	1
15	1256703	DECAL, STD, PROP LIFT, UI, SVC..... (units converted from 6 button, 2 speed lift to 4 button, proportional controller)	1
16	1257923	DECAL, SMARTLINK PROPORTIONAL..... (models with 4 button, proportional controller, and units converted from 6 button, 2 speed lift to 4 button, proportional controller)	2

122.1 Decals with Symbols, GS-1930 Platform CE

Platform, CE models



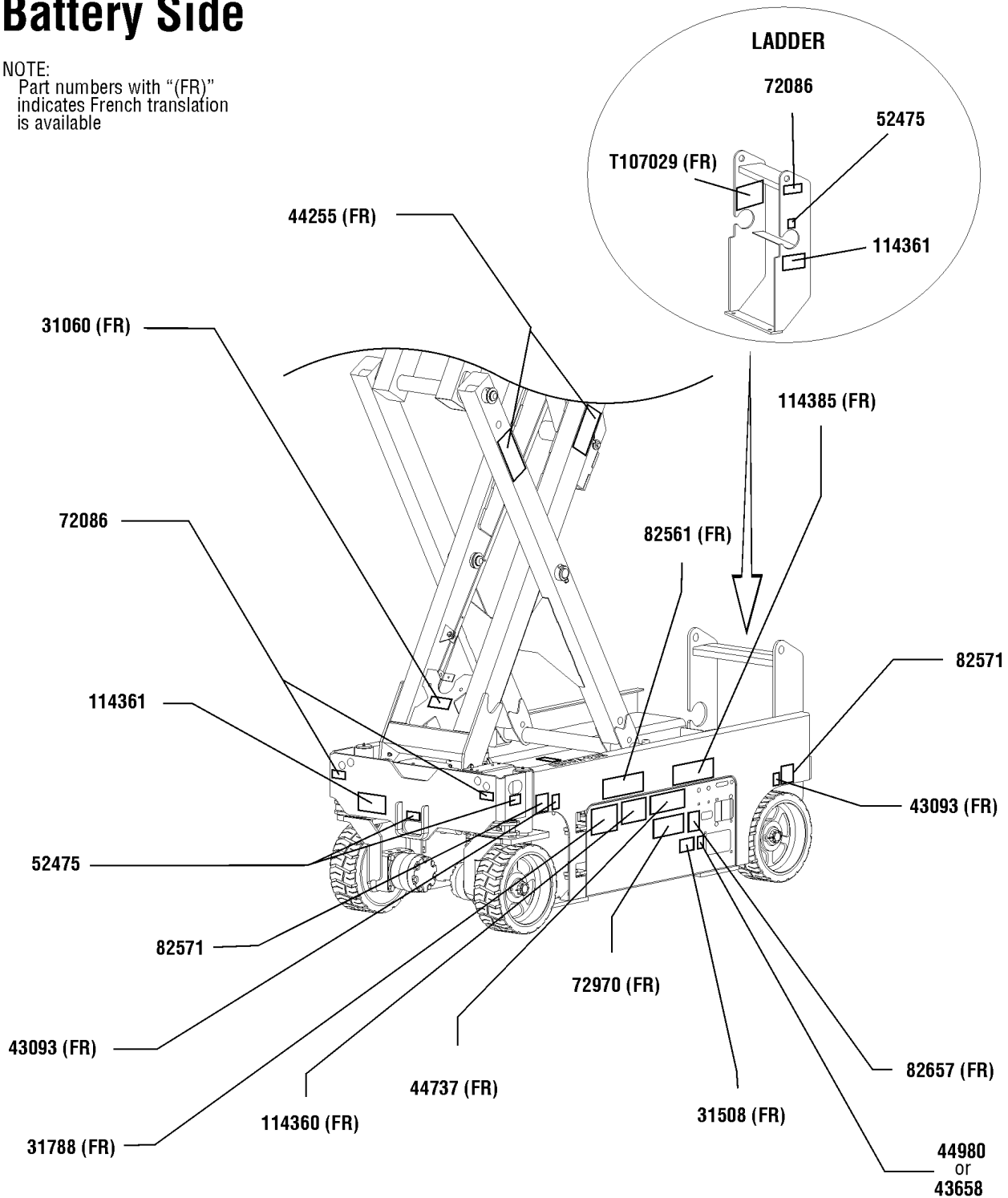
122.1 Decals with Symbols, GS-1930 Platform CE

Item	Part No.	Description	Qty.
--		REF. GS-1930 Symbol Decal Kits (refer to 119.1)	
1	28174	DECAL,POWER TO PLATFORM 230V.....	1
2	28235	DECAL,POWER TO PLATFORM 115V.....	1
3	40434	DECAL,LANYARD ANCHORAGE POINT.....	3
4	43618	DECAL,LABEL-DIRECTION ARROWS.....	2
5	44981	DECAL,LABEL,AIRLINE 110 PSI.....	1
6	62054	DECAL,COSMETIC,GENIE GS-1930**.....	2
7	82487	DECAL,SYMBOL-READ THE MANUAL.....	1
8	97582	DECAL,SYM-SIDEFORCE 400N ID.....	1
9	114338	DECAL,SYM-TIP-OVR,TILT ALARM.....	1
10	137605	DECAL,E-STOP,GR/GRC/GS PCON.....	1
11	137636	UI, GR/GRC/GS PCON DECAL..... (models with 6 button, 2 speed controller) to SN GS3014A-134999 and to SN GS3014C-16999	1
12	137656	DECAL,PROPEL,GR/GRC/GS,PCON.	1
13	T112808	DECAL,SYM MAX CAP 227 KG,CE.....	1
14	1256702	DECAL, UI, GS/GR, PROP LIFT (models with 4 button, proportional controller)	
15	1256703	DECAL, STD, PROP LIFT, UI, SVC..... (units converted from 6 button, 2 speed lift to 4 button, proportional controller)	1
16	1257923	DECAL, SMARTLINK PROPORTIONAL..... (models with 4 button, proportional controller, and units converted from 6 button, 2 speed lift to 4 button, proportional controller)	2

123.1 Decals with Words, GS-1932 Battery Side, Australia

Battery Side

NOTE:
Part numbers with "(FR)"
indicates French translation
is available



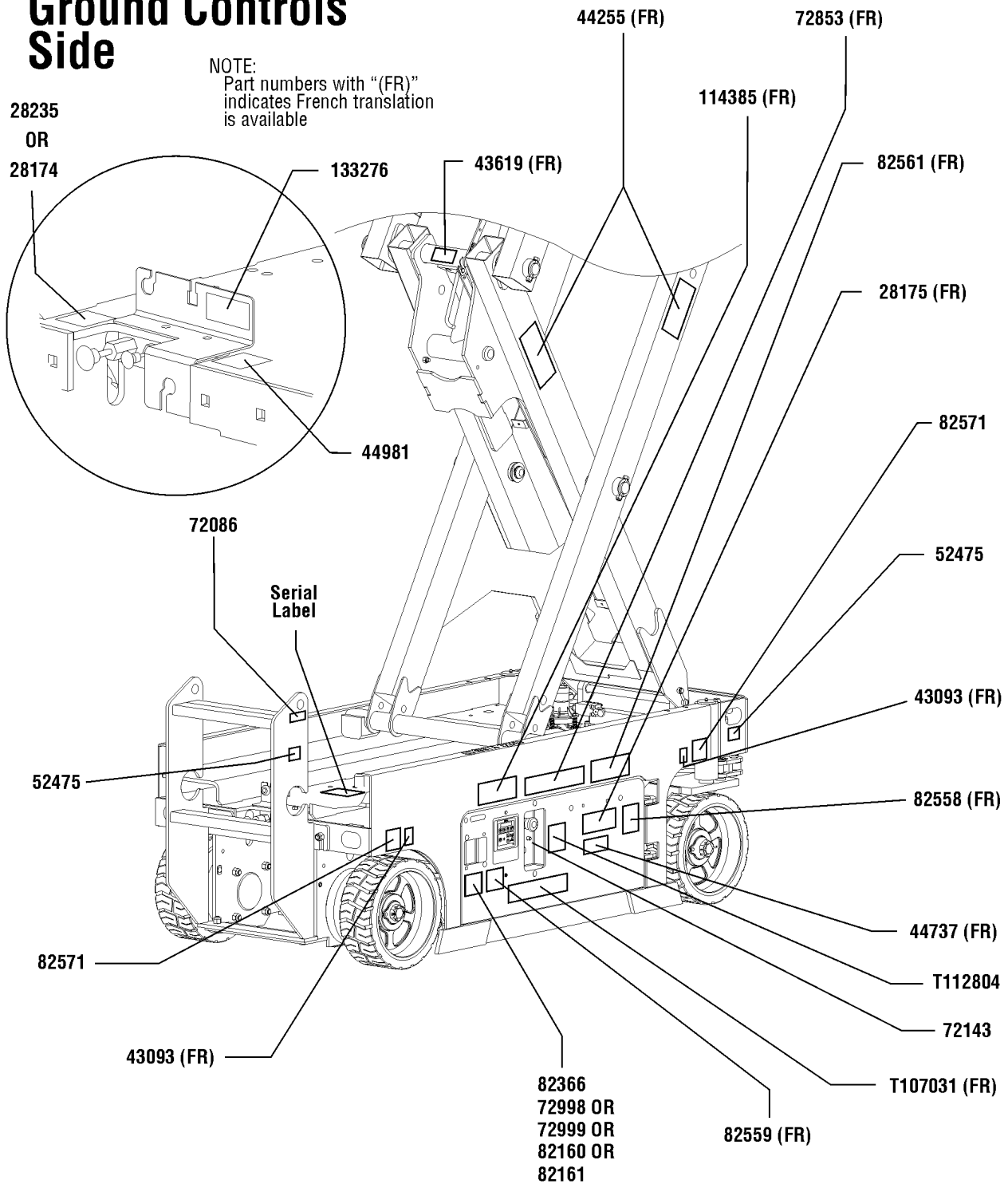
123.1 Decals with Words, GS-1932 Battery Side, Australia

Item	Part No.	Description	Qty.
--	232066	DECAL KIT,1932 PLAT.,WRD,AUST <i>(Australia models with 2 speed controller) to SN GS3014A-134999 and to SN GS3014C-16999</i>	
--	232067	DECAL KIT,1932 COMP.,WRD,AUST <i>(Australia models with 2 speed controller) to SN GS3014A-134999 and to SN GS3014C-16999</i>	
1	44255	DECAL,DANGER,CRUSHING HAZARD.....	2
2	31060	DECAL,DANGER DO NOT ALTER SWTC.....	1
3	31508	DECAL,DANGER,ELECT HAZARD,PLUG..... <i>(Australia models)</i>	1
4	31788	DECAL,DANGER,BATTERY SAFETY***	1
5	43093	DECAL,LABEL,TIRE SPECS.....	2
6	43658	DECAL,LABEL,PWR TO CHARGR 230V..... <i>(Australia models)</i>	1
7	44737	DECAL,DANGER,TIP-OVER,TRAYS.	1
8	44980	DECAL,LABEL,PWR TO CHARGR 115V..... <i>(Australia models)</i>	1
9	52475	DECAL,LABEL,TRANSPORT TIEDOWN*	3
10	72086	DECAL,LABEL,LIFTING EYE.....	3
11	72970	DECAL,INSTRUCTIONS-CHARGER OP.....	1
12	82561	DECAL,DANGER-USE SAFETY ARM.....	1
13	82571	DECAL,LABEL,WHEEL LOAD 19XX..... <i>(Australia models)</i>	2
14	82657	DECAL,INSTRUCT,BATTERY CONNECT.....	1
15	114360	DECAL,DANGER-TIP-OVER,BATT..	1
16	114361	DECAL,LABEL-TRANSPORT DIGRAM.....	2
17	114385	DECAL,DANGER,ELEC HAZARD,GS.....	1
18	T107029	DECAL,DANGER,BRAKE REL SAFETY.....	1

124.1 Decals with Words, GS-1932 Ground Controls Side, Australia

Ground Controls Side

NOTE:
Part numbers with "(FR)" indicates French translation is available

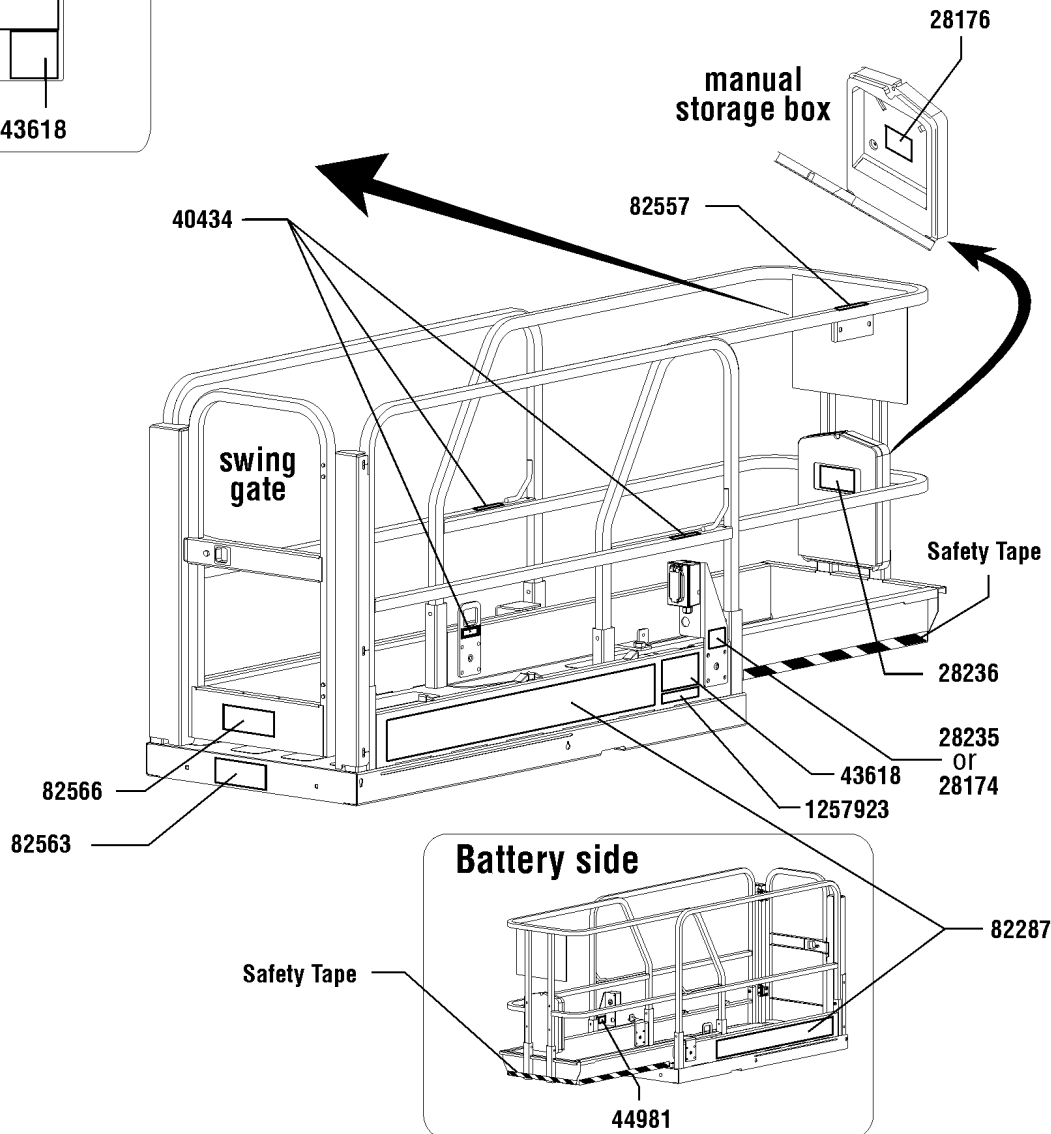
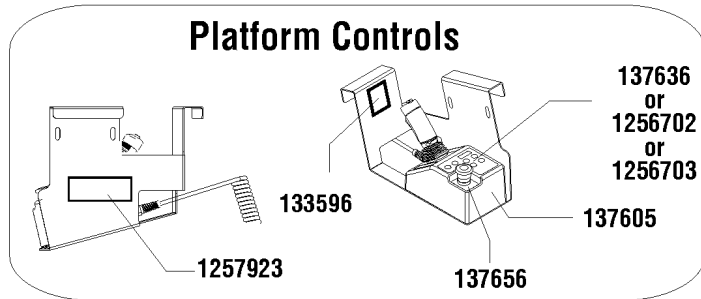
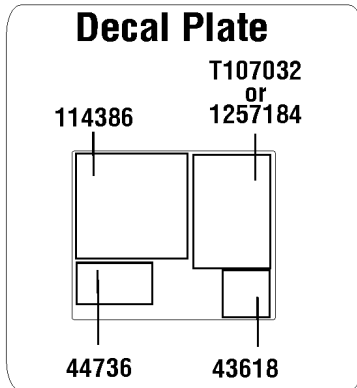


124.1 Decals with Words, GS-1932 Ground Controls Side, Australia

Item	Part No.	Description	Qty.	Item	Part No.	Description	Qty.
--		REF. GS-1932 Word Decal Kits <i>(refer to 123.1)</i>		22	114385	DECAL,DANGER,ELEC HAZARD,GS.....	1
1	28174	DECAL,POWER TO PLATFORM 230V.....	1	23	133276	DECAL,EMERGENCY LOWERING.....	1
2	28175	DECAL,COMPARTMENT ACCESS.....	1	24	T107031	DECAL,OP INST,GCON.....	1
3	28235	DECAL,POWER TO PLATFORM 115V.....	1	25	T112804	DECAL,GCON PANEL,GS.....	1
4	43093	DECAL,LABEL,TIRE SPECS.....	2				
5	43619	DECAL,LABEL,SAFETY ARM.....	1				
6	44255	DECAL,DANGER,CRUSHING HAZARD.....	2				
7	44737	DECAL,DANGER,TIP-OVER,TRAYS.	1				
8	44981	DECAL,LABEL,AIRLINE 110 PSI..... <i>(option)</i>	1				
9	52475	DECAL,LABEL,TRANSPORT TIEDOWN*.....	2				
10	72086	DECAL,LABEL,LIFTING EYE.....	1				
11	72143	DECAL,EMERGENCY STOP,GR.....	1				
12	72853	DECAL,DANGER,IMPROPER USE HAZ.....	1				
13	72998	DECAL,LABEL,QUINTOLUBRIK..... <i>(models with Quintolub hydraulic oil)</i>	1				
14	72999	DECAL,LABEL,PETRO CANADA***..... <i>(models with Petro Canada hydraulic oil)</i>	1				
15	82160	DECAL,LABEL,STATOIL HYDRA WAY..... <i>(models with Statoil hydraulic oil)</i>	1				
16	82161	DECAL,LABEL,UCON HYDROLUBE..... <i>(models with UConn Hydrolube hydraulic oil)</i>	1				
17	82366	DECAL,CHEVRON RANDO HD..... <i>(models with Chevron Random hydraulic oil)</i>	1				
18	82558	DECAL,SKIN INJECTION.....	1				
19	82559	DECAL,INSTRUCT-ANNUAL INSP REQ.....	1				
20	82561	DECAL,DANGER-USE SAFETY ARM.....	1				
21	82571	DECAL,LABEL,WHEEL LOAD 19XX..... <i>(Australia models)</i>	2				

125.1 Decals with Words, GS-1932 Platform, Australia

Platform, Australia Models

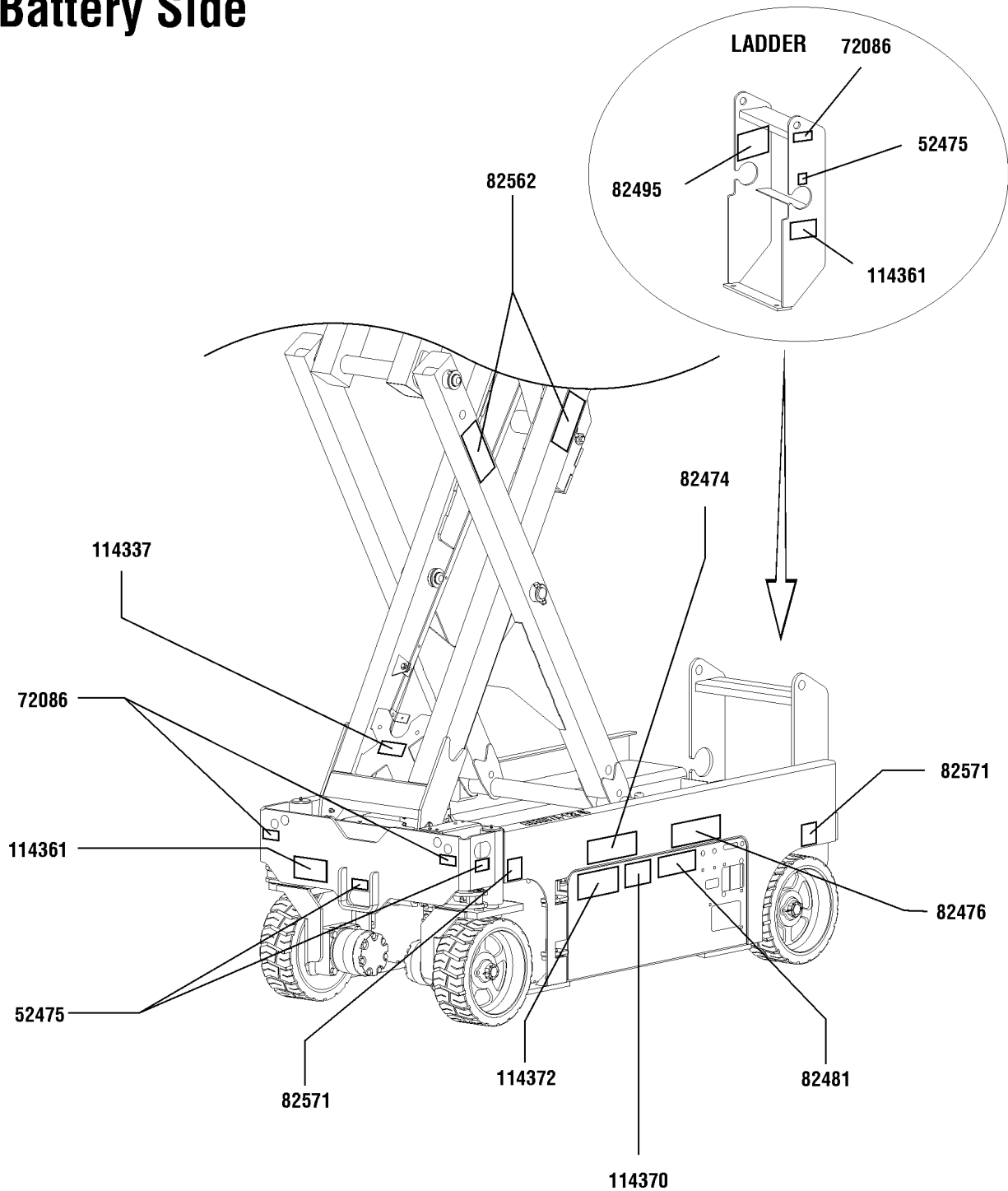


125.1 Decals with Words, GS-1932 Platform, Australia

Item	Part No.	Description	Qty.	Item	Part No.	Description	Qty.
--		REF. GS-1932 Word Decal Kits <i>(refer to 123.1)</i>		21	1257184	DECAL, OP INST, PLAT, GS30, AUS.....1 <i>(models with 4 button, proportional controller)</i>	1
1	28174	DECAL,POWER TO PLATFORM 230V.....1	1	22	1257923	DECAL, SMARTLINK PROPORTIONAL.....2 <i>(models with 4 button, proportional controller, and units converted from 6 button, 2 speed lift to 4 button, proportional controller)</i>	2
2	28176	DECAL,LABEL,MANUAL NOT HERE.....1	1				
3	28235	DECAL,POWER TO PLATFORM 115V.....1	1				
4	28236	DECAL,WARN,IMPROPER OPERATION.....1	1				
5	40434	DECAL,LANYARD ANCHORAGE POINT.....3	3				
6	43618	DECAL,LABEL-DIRECTION ARROWS.....2	2				
7	44736	DECAL,DANGER,TIP-OVER,TILT....1	1				
8	44981	DECAL,LABEL,AIRLINE 110 PSI....1	1				
9	82287	DECAL,COSMETIC,GENIE GS-1932.....2	2				
10	82557	DECAL,LABEL,PLAT CONT LOCATION.....1	1				
11	82566	DECAL,INSTR-MANUAL FRC,AUS.....1	1				
12	114386	DECAL,DANGER-GEN SAFETY....1	1				
13	133596	DECAL,LABEL,FAULT CODES.....1	1				
14	137605	DECAL,E-STOP,GR/GRC/GS PCON.....1	1				
15	137636	UI, GR/GRC/GS PCON DECAL.....1 <i>(models with 6 button, 2 speed controller) to SN GS3014A-134999 and to SN GS3014C-16999</i>	1				
16	137656	DECAL,PROPEL,GR/GRC/GS,PCON.1	1				
17	T107032	DECAL,OP INST,PCON,GS-30,AUS.....1 <i>(models with 6 button, 2 speed controller) to SN GS3014A-134999 and to SN GS3014C-16999</i>	1				
18	82563	DECAL,INSTR-MAX CAP 500 LBS.....1	1				
19	1256702	DECAL, UI, GS/GR, PROP LIFT....1 <i>(models with 4 button, proportional controller)</i>	1				
20	1256703	DECAL, STD, PROP LIFT, UI, SVC.....1 <i>(units converted from 6 button, 2 speed lift to 4 button, proportional controller)</i>	1				



Battery Side

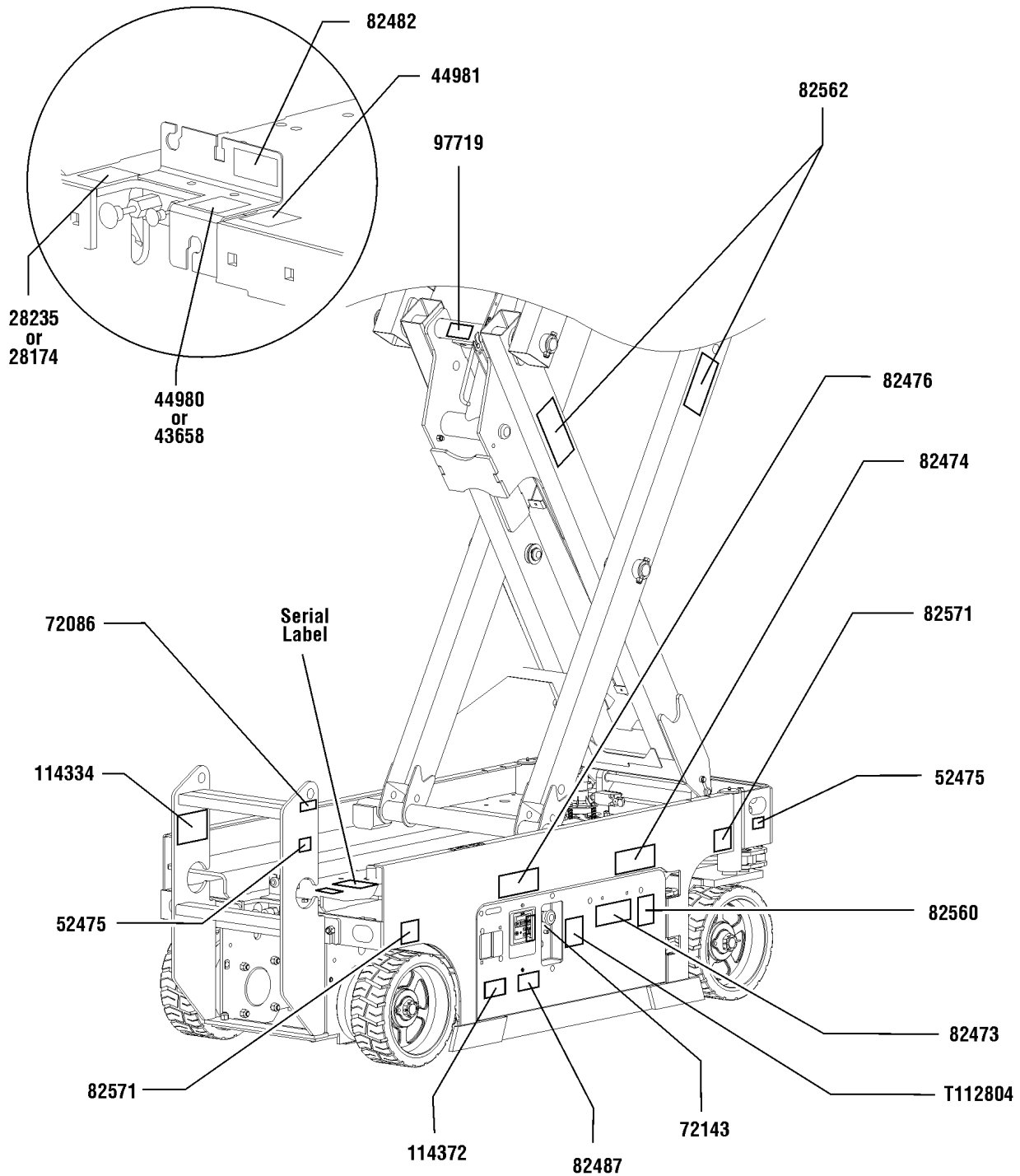


126.1 Decals with Symbols, GS-1932 Battery Side, CE

Item	Part No.	Description	Qty.
--	232074	DECAL KIT,1932 PLAT.,SYM,CE (CE models with 2 speed controller) to SN GS3014A-134999 and to SN GS3014C-16999	
--	232075	DECAL KIT,1932 COMP.,SYM,CE (CE models with 2 speed controller) to SN GS3014A-134999 and to SN GS3014C-16999	
1	52475	DECAL,LABEL,TRANSPORT TIEDOWN*.....	3
2	72086	DECAL,LABEL,LIFTING EYE.....	3
3	82474	DECAL,SYMBOL-USE SAFETY ARM.....	1
4	82476	DECAL,SYMBOL-ELEC HAZARD,GS.....	1
5	82481	DECAL,SYMBOL-BATTERY SAFETY.....	1
6	82495	DECAL,SYMBOL-BRAKE REL SAFETY.....	1
7	82562	DECAL,SYMBOL-CRUSHING HAZARD.....	2
8	82571	DECAL,LABEL,WHEEL LOAD 19XX..... (CE models)	2
9	114337	DECAL,SYM-TIP-OVR,LIM SWITCH.....	1
10	114361	DECAL,LABEL-TRANSPORT DIGRAM.....	1
11	114370	DECAL-SYM-TIP-OVR,BATTRIES...	1
12	114372	DECAL,SYM-TIP-OVER,TRAYS.....	1

127.1 Decals with Symbols, GS-1932 Ground Control Side, CE

Ground Controls Side

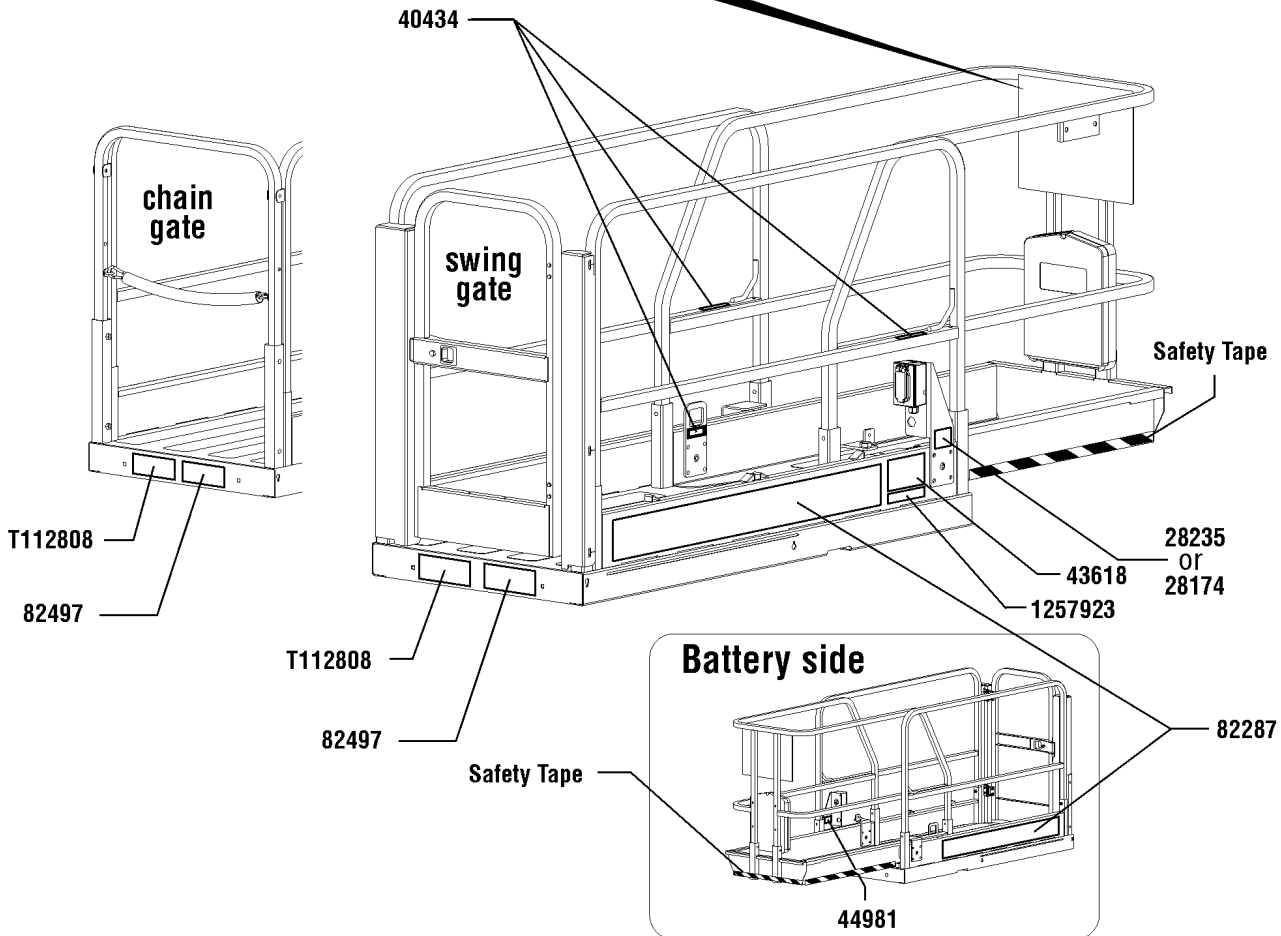
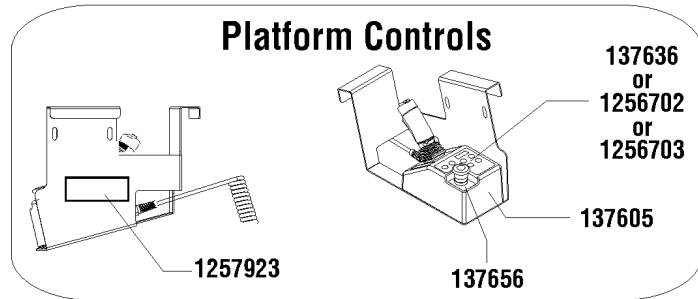
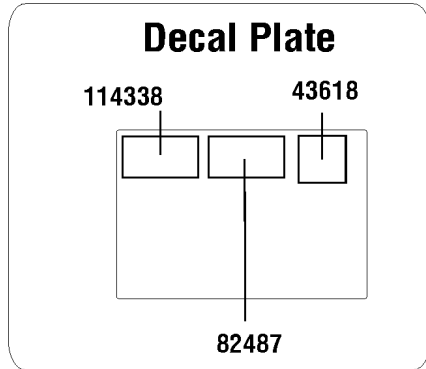


127.1 Decals with Symbols, GS-1932 Ground Control Side, CE

Item	Part No.	Description	Qty.
--		REF. GS-1932 Symbol Decal Kits (refer to 126.1)	
1	28174	DECAL,POWER TO PLATFORM 230V.....	1
2	28235	DECAL,POWER TO PLATFORM 115V.....	1
3	43658	DECAL,LABEL,PWR TO CHARGR 230V.....	1
4	44980	DECAL,LABEL,PWR TO CHARGR 115V.....	1
5	44981	DECAL,LABEL,AIRLINE 110 PSI.....	1
6	52475	DECAL,LABEL,TRANSPORT TIEDOWN*.....	2
7	72086	DECAL,LABEL,LIFTING EYE.....	1
8	72143	DECAL,EMERGENCY STOP,GR.....	1
9	82473	DECAL,SYMBOL-COMP ACCESS.....	1
10	82474	DECAL,SYMBOL-USE SAFETY ARM.....	1
11	82476	DECAL,SYMBOL-ELEC HAZARD,GS.....	1
12	82482	DECAL, LABEL,AUX LOWERING....	1
13	82487	DECAL,SYMBOL-READ THE MANUAL.....	1
14	82560	DECAL,SYMBOL-SKIN INJECT HAZRD.....	1
15	82562	DECAL,SYMBOL-CRUSHING HAZARD.....	2
16	82571	DECAL,LABEL,WHEEL LOAD 19XX..... (CE models)	2
17	97719	DECAL, LABEL, SAFETY ARM SYMB.....	1
18	114334	DECAL,SYM-ELEC HAZARD,PLUG.....	1
19	114372	DECAL,SYM-TIP-OVER,TRAYS.....	1
20	T112804	DECAL,GCON PANEL,GS.....	1

128.1 Decals with Symbols, GS-1932 Platform CE

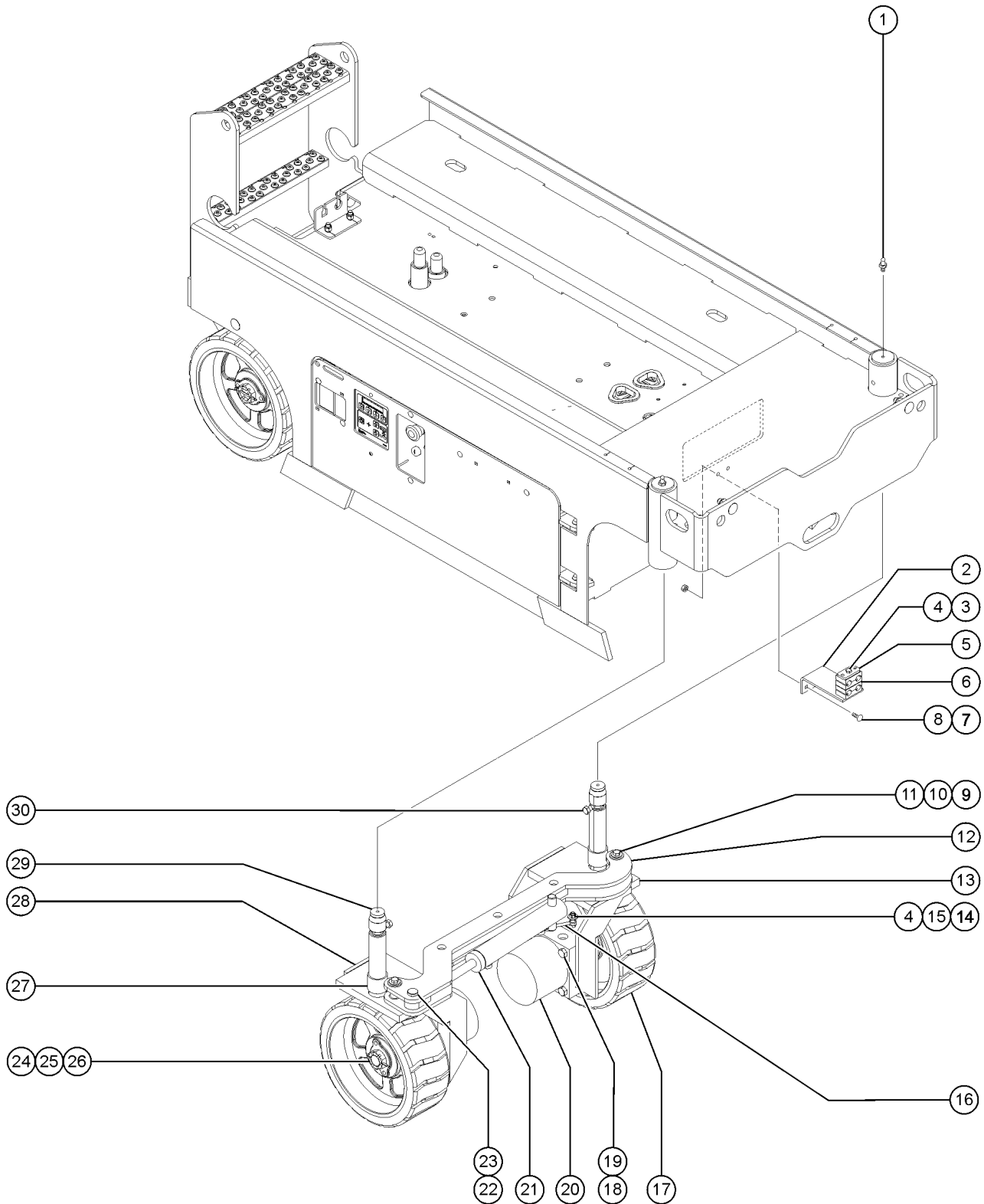
Platform, CE models



128.1 Decals with Symbols, GS-1932 Platform CE

Item	Part No.	Description	Qty.
--		REF. GS-1932 Symbol Decal Kits (refer to 126.1)	
1	28174	DECAL,POWER TO PLATFORM 230V.....	1
2	28235	DECAL,POWER TO PLATFORM 115V.....	1
3	40434	DECAL,LANYARD ANCHORAGE POINT.....	3
4	43618	DECAL,LABEL-DIRECTION ARROWS.....	2
5	44981	DECAL,LABEL,AIRLINE 110 PSI.....	1
6	82287	DECAL,COSMETIC,GENIE GS-1932.....	2
7	82487	DECAL,SYMBOL-READ THE MANUAL.....	1
8	82497	DECAL,SYM-SIDEFORCE 200400.....	1
9	114338	DECAL,SYM-TIP-OVR,TILT ALARM.....	1
10	137605	DECAL,E-STOP,GR/GRC/GS PCON.....	1
11	137636	UI, GR/GRC/GS PCON DECAL..... (models with 6 button, 2 speed controller) to SN GS3014A-134999 and to SN GS3014C-16999	1
12	137656	DECAL,PROPEL,GR/GRC/GS,PCON.	1
13	T112808	DECAL,SYM MAX CAP 227 KG,CE.....	2
14	1256702	DECAL, UI, GS/GR, PROP LIFT (models with 4 button, proportional controller)	
15	1256703	DECAL, STD, PROP LIFT, UI, SVC..... (units converted from 6 button, 2 speed lift to 4 button, proportional controller)	1
16	1257923	DECAL, SMARTLINK PROPORTIONAL..... (models with 4 button, proportional controller, and units converted from 6 button, 2 speed lift to 4 button, proportional controller)	2

201.1 Steer Linkage and Wheels, GS-1530/1532/1930/1932

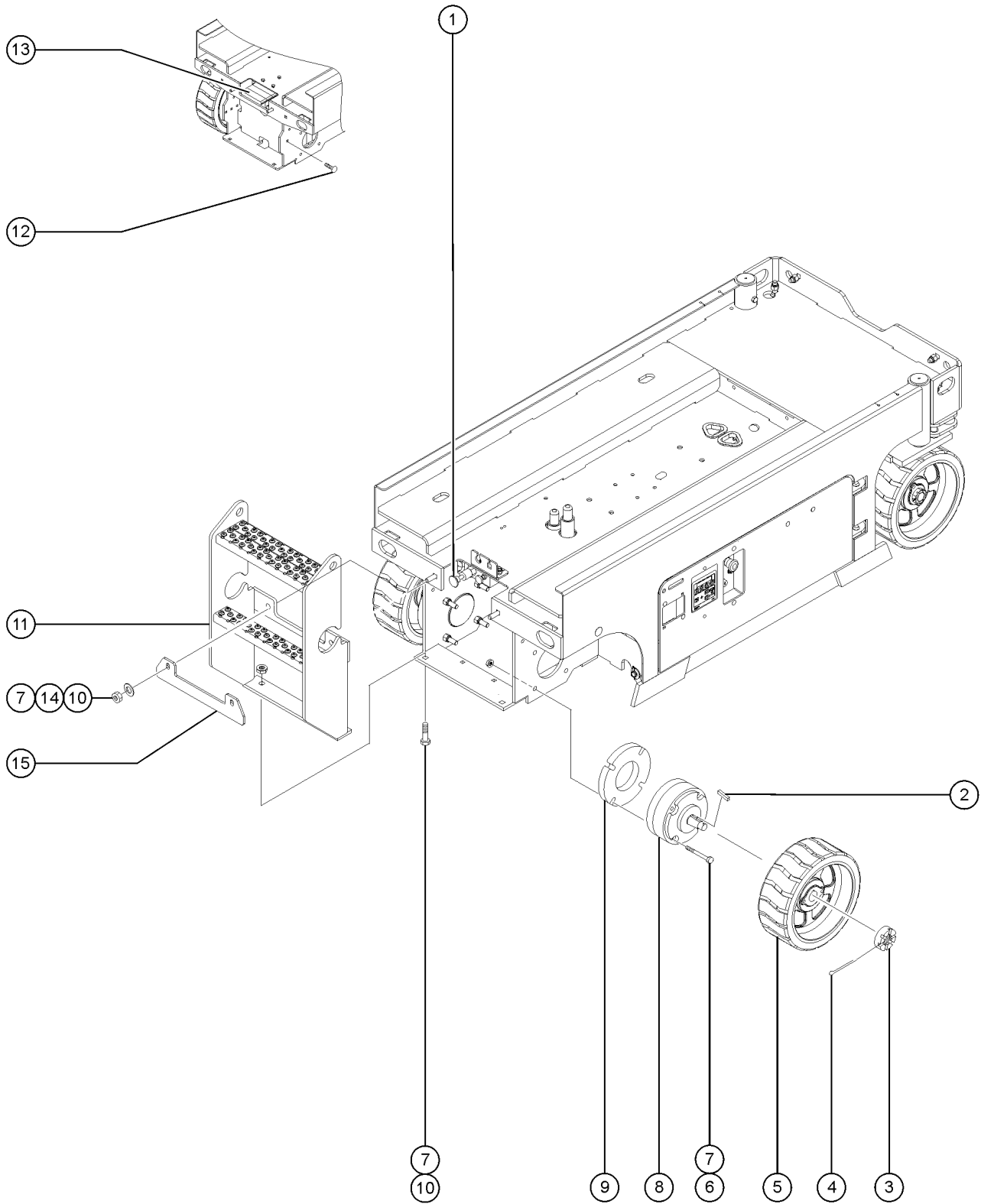


201.1 Steer Linkage and Wheels, GS-1530/1532/1930/1932

Item	Part No.	Description	Qty.	Item	Part No.	Description	Qty.
1	66770	FITTING,STRAIGHT DRIVE-IN ZERK.....	2	28A	96069	WELDMENT, STR YOKE, 30 MINI RT.....	1
2	105051	FORMING,HOSE CLAMP SUPPORT.....	1			<i>GS-1530, GS-1930 (ground control side)</i>	
3	144374	SCREW,HHC,1/4-20X3.25,GR8		28B	96067	WELDMENT, STR YOKE, 32 MINI RT.....	1
4	6091	NUT,NYLOCK,1/4-20				<i>GS-1532, GS-1932 (ground control side)</i>	
5	58592	PLATE,HOSE ROUTG,BULKHEAD(PTD).....	1	29	105565	WASHER,THRUST, GS.....	2
6	78736	CLAMP,2 HOSE,PLASTIC,5/8.....	4	30	55917	SCREW, YOKE LOCK ALL SLABS	
7	105092	BOLT,CARRIAGE,3/8-16X1.25,GR5					
8	4828	NUT,NYLOCK,3/8-16					
9	8255	SCREW,HHC,3/8-16 X .75					
10	6097	WASHER,FLAT,USS,3/8",Y					
11	47548	BEARING,FL,0.75ID X 1 OD X .49.....	4				
12	84571	TIE ROD ASSEMBLY.....	1				
--	47548	BEARING,FL,0.75ID X 1 OD X .49.....	4				
--	96074	WELDMENT, TIE ROD, GS30..... <i>(bearings not included)</i>	1				
13A	96068	WELDMENT, STR YOKE, 30 MINI LT.....	1				
		<i>GS-1530, GS-1930 (battery side)</i>					
13B	96066	WELDMENT, STR YOKE, 32 MINI LT.....	1				
		<i>GS-1532, GS-1932 (battery side)</i>					
14	6888	SCREW,HHC,1/4-20 X 1					
15	96258	PIN,STEER CYLINDER.....	1				
16	45748	ROD END,.250 X 2.75 LG.....	1				
17	105122	WHEEL & TIRE ASSY,LP,12****.....	2				
18	8357	SCREW,HHC,1/2-13 X 3.5					
19	6198	NUT,NYLOCK,1/2-13					
20		Ref. Drive Motor <i>(refer to 501.1)</i>					
21		Ref. Steer Cylinder <i>(refer to 501.1)</i>					
22	6545	PIN,CLEVIS,.75 X 2.....	1				
23	21253	CLIP,HAIR PIN .125 X 2.....	1				
24	44780	NUT,CASTLE,1.125-18 UNEF.....	2				
25	44781	KEY,RECTANGULAR,.31X.28X1.25**.	2				
26	42079	PIN,COTTER,.156 X 2.5.....	2				
27	119619	BEARING,1.5IDX1.75ODX1.5L,PTFE.	2				



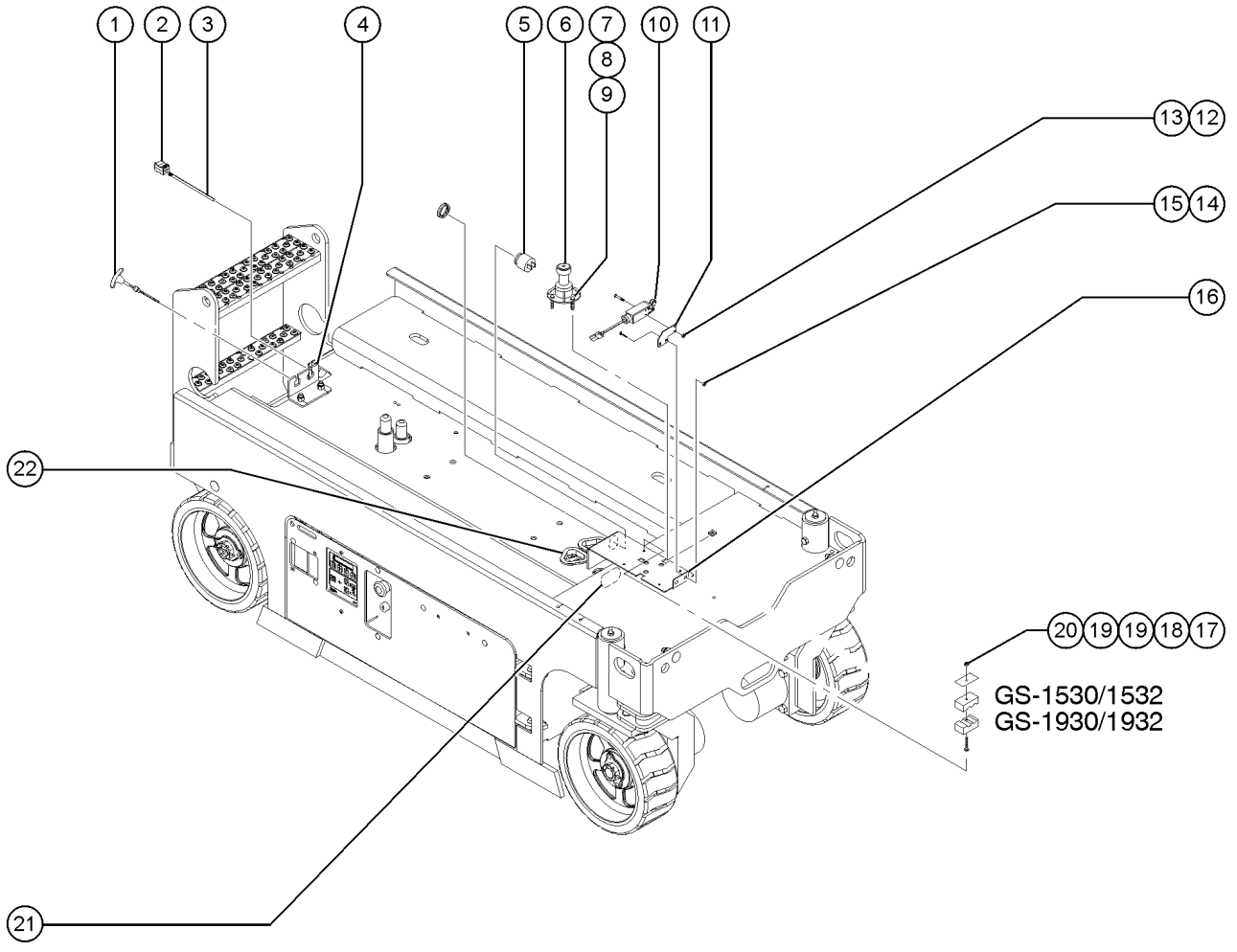
202.1 Non-steer Axle Installation, All Models



202.1 Non-steer Axle Installation, All Models

Item	Part No.	Description	Qty.	Item	Part No.	Description	Qty.
1		REF. BRAKE RELEASE MANIFOLD <i>(refer to 504.1)</i>		13B	96466	COUNTERWEIGHT,CAST,CE,1930/32.1 GS-1930 & GS-1932 CE and Australia	
2	44781	KEY,RECTANGULAR,.31X.28X1.25".2		14	13066	WASHER,FLAT,.5 HARDENED	
3	44780	NUT,CASTLE,1.125-18 UNEF.....2		15	1258393	PLATE, COUNTERWEIGHT LOCK GS-1930 & GS-1932 CE and Australia	
4	42079	PIN,COTTER,.156 X 2.5.....2					
5		REF. TIRE AND WHEEL ASSEMBLY <i>(refer to 201.1)</i>					
6A	8357	SCREW,HHC,1/2-13 X 3.5 GS-1530 & GS1930 models only					
6B	78732	SCREW,HHC,1/2-13 X 5 GR5, PLT GS-1532 & GS1932 models only					
7	6086	NUT,LP NYLOCK,1/2-13					
8		REF. HYDRAULIC BRAKE <i>(refer to 501.1)</i>					
9	78680	PLATE,BRAKE SPACER.....2 GS-1532 & GS1932 models only					
10	96977	BOLT,CARRIAGE,1/2-13X1.75, G5					
11A	231113	LADDER ASSY,GS30,WORD,ENG.....1 <i>(USA, Canada and Austalia)</i>					
--	96102	WELDMENT,MINI LADDER <i>(decals not included, refer to section one)</i>					
11B	144379	LADDER ASSY,GS30,SYM.....1 <i>(Europe, Asia and South America)</i>					
--	96102	WELDMENT,MINI LADDER <i>(decals not included, refer to section one)</i>					
12A	105092	BOLT,CARRIAGE,3/8-16X1.25,GR5.2 GS-1530 & GS-1532 CE and Australia <i>Indoor</i>					
--	4828	NUT,NYLOCK,3/8-16 GS-1530 & GS-1532 CE and Australia <i>Indoor</i>					
--	5397	WASHER,FLAT,USS,5/16",Y GS-1530 & GS-1532 CE and Australia <i>Indoor</i>					
12B	39429	SCREW,BHHS,3/8-16 X 1.75.....2 GS-1930 & GS-1932 CE and Australia					
13A	96465	WELDMENT, 1532 COUNTERWT, CE.....1 GS-1530 & GS-1532 CE and Australia <i>Indoor</i>					
--	96498	FORMING,CWT CLAMP GS-1530 & GS-1532 CE and Australia <i>Indoor</i>					

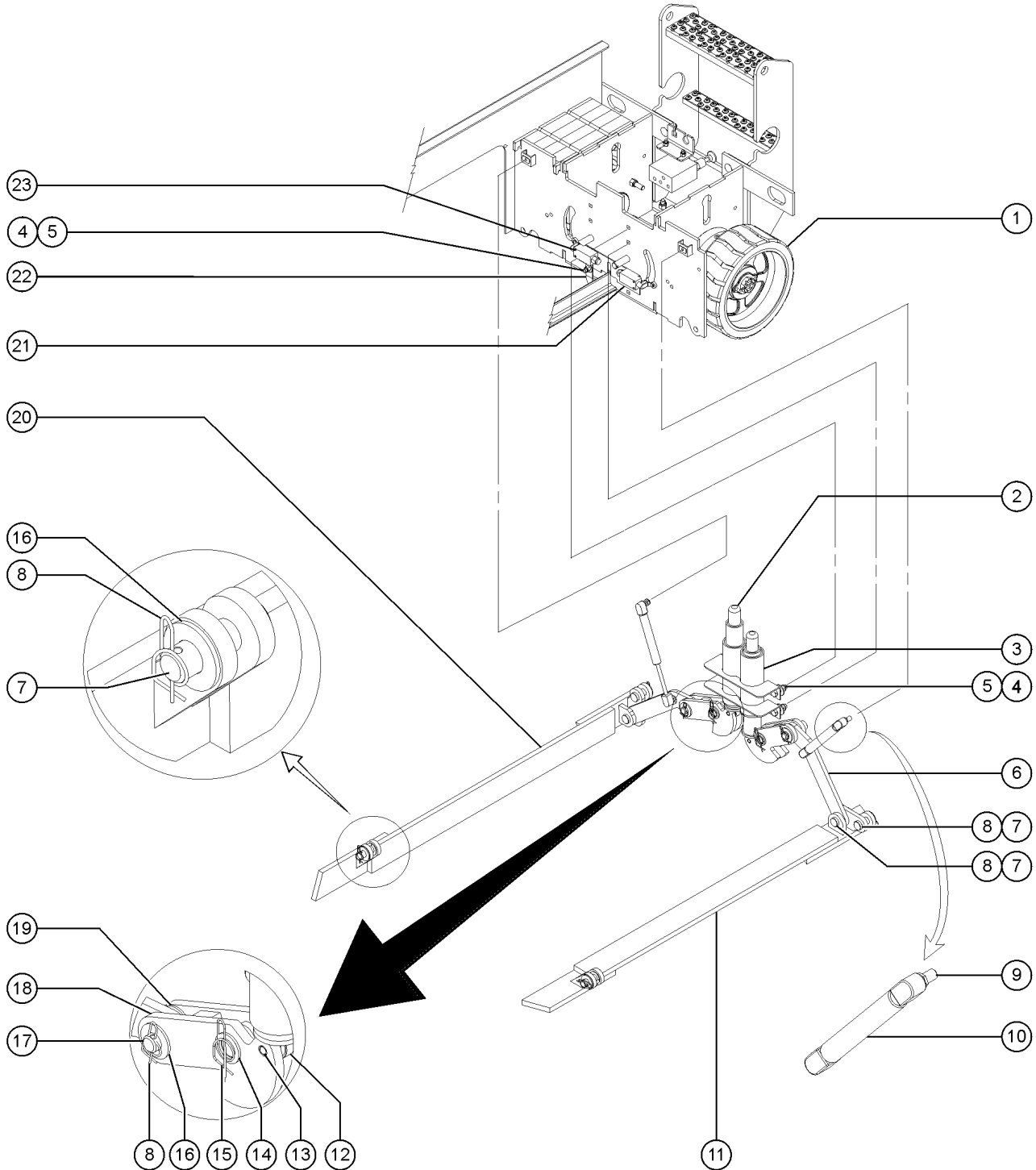
203.1 Level Sensor Installation, All Models



203.1 Level Sensor Installation, All Models

Item	Part No.	Description	Qty.
1	39232	CABLE,EMERGENCY DOWN.....1	
2		Ref. Electrical Plug (refer to 406.1)	
3		Ref. Electrical Cord (refer to 406.1)	
4	144226	FORMING, REC. PLUG BRKT.....1	
5	39540	ALARM,STEADY TONE***1 <i>Does not include 72326 nut</i>	
--	72326	NUT - PLASTIC,RING FOR ALARMS	
6	228406	ASSY,LVL SNSR W/ CONNECTOR.....1	
7	6637	SCREW,HHC,1/4-20 X 1.75	
8	39469	SPRING,COMPRESSION.485 X1.75**	
9	56912	SPRING CLIP,1/4-20,.025-.15X.5.....5	
10	T112507	ASSEMBLY, DOWN LIMIT, GS.....1 (Includes plug)	
--	19491	CONTACTOR,LIMIT SWITCH	
--	96948	SWITCH,LIMIT,W/ROLLER ARM***	
--	97128	ROLLER ARM,LIMIT SWITCH***	
11	96493	PLATE, LIMIT SWITCH MOUNT.....1	
12	6178	NUT,NYLOCK,10-32.....2	
13	16487	SCREW,RHM,10-32 X 1.5.....2	
14	6091	NUT,NYLOCK,1/4-20.....2	
15	6878	BOLT,CARRIAGE,1/4-20 X .75,G2.....2	
16	105310	FORMING, ALARM BRACKET,MINI.....1	
17	18504	NUT,LOCKING-LG.FLANGE,1/4-20.1	
18	58592	PLATE,HOSE ROUTG,BULKHEAD(PTD).....1	
19	78736	CLAMP,2 HOSE,PLASTIC,5/8.....2	
20	96903	BOLT,CARRIAGE,1/4-20 X 3.50,G2.....1	
21	131582	GROMMET,RUBBER,1.50IDX.375..1	
22	105440	GROMMET,RUBBER 2.5 X 3.0.....2	

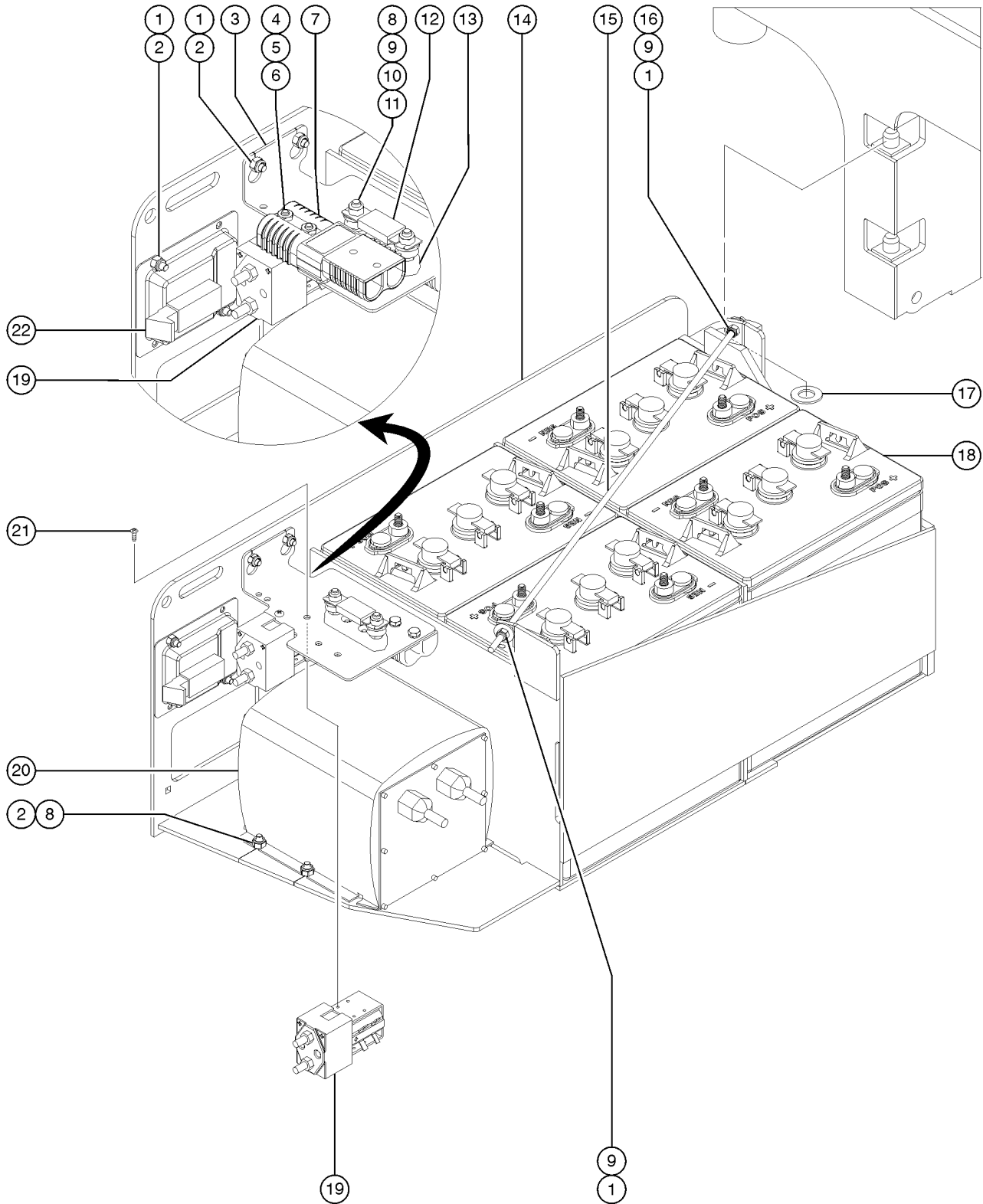
204.1 Pothole Protection Assembly, GS-1530/1532/1930/1932



204.1 Pothole Protection Assembly, GS-1530/1532/1930/1932

Item	Part No.	Description	Qty.
1		Ref. Wheel and Tire Assy (refer to 201.1)	
2	96839	ASSY,POT HOLE PUSHER,GS***.....	2
3	96524	WLDMT/ASSY, PH GUIDE,GS30/32.....	1
--	96408	BEARING,1.523IDX1.75ODX0.63L	
4	4828	NUT,NYLOCK,3/8-16	
5	105092	BOLT,CARRIAGE,3/8-16X1.25,GR5	
6	105055	PLATE,POTHOLE LINK,GS30.....	2
7	96135	PIN,CLEVIS,.625 X 1.88,ZINC PL....	6
--	105156	BUSHING,FLNGD,.63 X .77 X .38...4	
8	96422	RUE RING,5/8 PIN.....	8
9	78086	BALL STUD, GAS STRUT, 3/8-16....	2
10	39542	GAS SHOCK,SCISSORS***.....	2
11	96039	POT HOLE GUARD,LT,WLDMT.....1 (battery pack side)	
12	96541	CAM FOLLOWER,1.125X.375,DELRIN....	2
13	34742	PIN,CLEVIS,.375 X 1.75 LG.....	2
--	12016	PIN,COTTER,.125 X .75	
--	5397	WASHER,FLAT,USS,5/16",Y	
14	6564	WASHER,SHIM,.765X1.312 X.093**.....	2
15	96423	RUE RING,3/4 PIN.....	2
16	6898	WASHER,SHIM,.625 X 1.188X.064.....	2
17	96134	PIN,CLEVIS,.625 X 1.56,ZINC PL....	2
18	84574	POTHOLE BELL CRNK LINK ASSYGS30.....	2
--	96642	BEARING,0.75IDX1.00ODX1.38L....	2
19	96085	WASHER,THRUST,.63 X 1.13 X .06.....	4
20	96038	POT HOLE GUARD,RT,WLDMT.....1 (ground controls side)	
21	105275	BRACKET,LIMIT SWITCH MTG***	
22	96317	GROUND STRAP,12"LG***.....	1
23	96948	SWITCH,LIMIT,W/ROLLER ARM***.....	2
--	19491	CONTACTOR,LIMIT SWITCH	
--	97128	ROLLER ARM,LIMIT SWITCH***	

205.1 Battery Pack Module

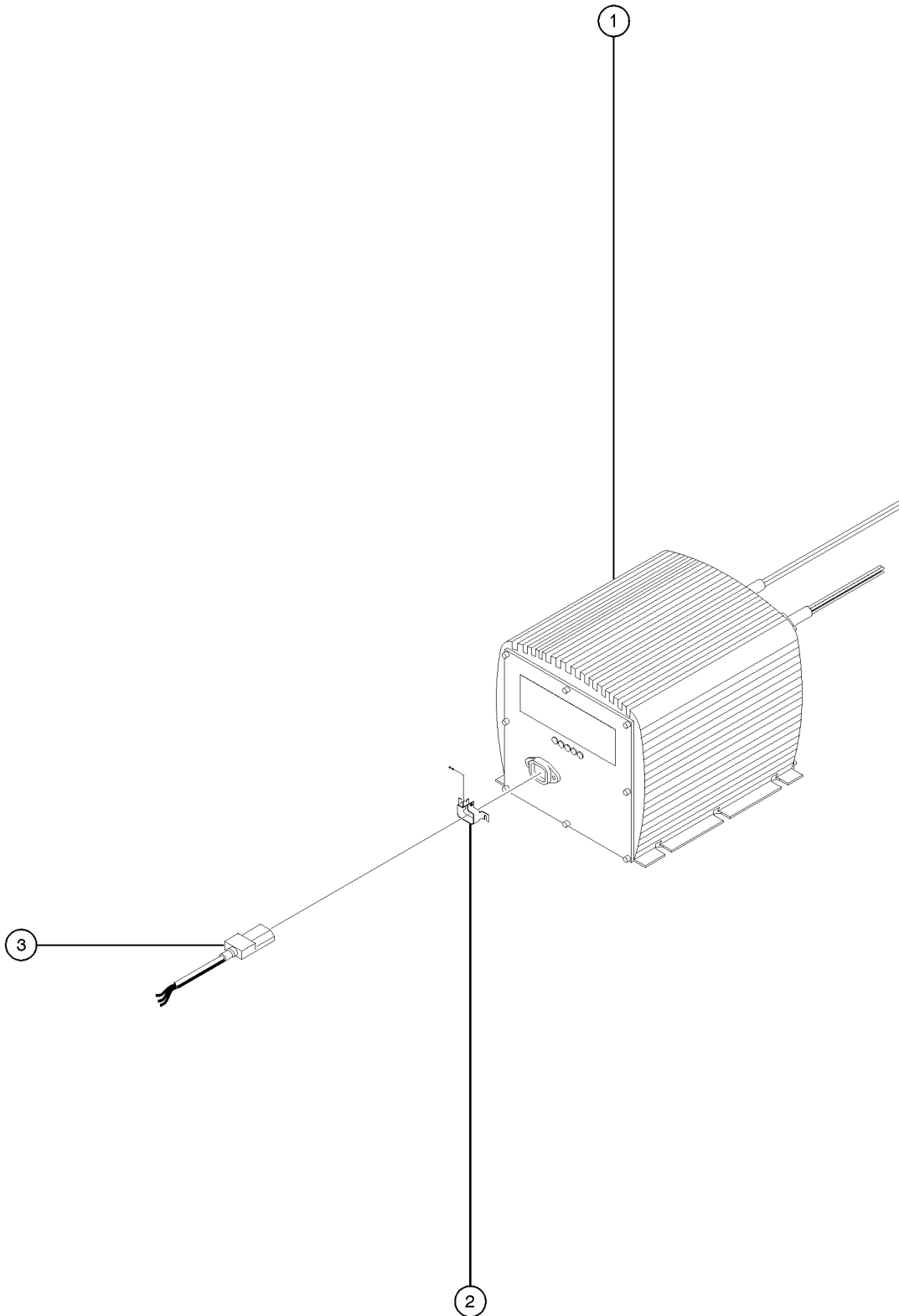


205.1 Battery Pack Module

Item	Part No.	Description	Qty.	Item	Part No.	Description	Qty.
1	6091	NUT,NYLOCK,1/4-20.....	6	21	49818	SCREW,PHILLIPS,PHM,10-32 X .38.....	2
2	6878	BOLT,CARRIAGE,1/4-20 X .75,G2.....	8	22	55675	LATCH, LRG PADDLE HANDLE GS90.....	1
3A	232531	FORMING,CONTACTOR MOUNT,GS..... <i>(from SN GS3011A-110828 and from GS3011C-10010)</i>	1				
3B	96078	FORMING,FUSE BRACKET..... <i>(to SN GS3011A-110827 and to SN GS3011C-10009)</i>	1				
4	66094	NUT-THIN HEAVY HEX, 1/4-20.....	4				
5	6356	WASHER,LOCK,.25.....	4				
6	8915	SCREW,HHC,1/4-20 X 1.25.....	4				
7	66397	QUICK DISCONNECT CASING,BATT**.....	2				
8	6782	NUT,NYLOCK,5/16-18.....	2				
9	5397	WASHER,FLAT,USS,5/16",Y.....	2				
10	18503	NUT,LOCKING-LG.FLANGE,5/16-18.2					
11	105273	SCREW,HEX HD,NO SLOT,#14X.50.....	2				
12	40833	FUSE,275 AMP,VERY FAST ACTING.....	1				
13	66717	FUSE BLOCK, ANN & ANL FUSE... <i>(includes mounting fasteners)</i>	1				
14A	233366	ASSY,GS BATTERY TRAY <i>(from SN GS3011A-110828 and from GS3011C-10010, does not include decals, please refer to section 1) (includes items 1, 2, 3A, 10, 15, and 22)</i>					
14B	96060	ASSY, GS BATTERY TRAY..... <i>(to SN GS3011A-110827 and to GS3011C-10009, does not include decals, please refer to section 1) (includes items 1, 2, 3B, 10, 15, and 22)</i>	1				
15	30784-2550	THREADED ROD,(1/4-20),25.50.....	1				
16	6889	NUT,LP NYLOCK,1/4-20.....	1				
17	33278	WASHER,FLAT,.75 HARDENED					
18A	76502	BATTERY,T105 W/LPT,3 CAP,DRY**.....	4				
--	18503	NUT,LOCKING-LG.FLANGE,5/16-18.8					
18B	105150	BATTERY,MAINTENANCE FREE,6V***.....	4				
19	74267	CONTACTOR,DRIVE,24V,180A***...1					
20		Ref. Battery Charger <i>(Refer to 206.1)</i>					



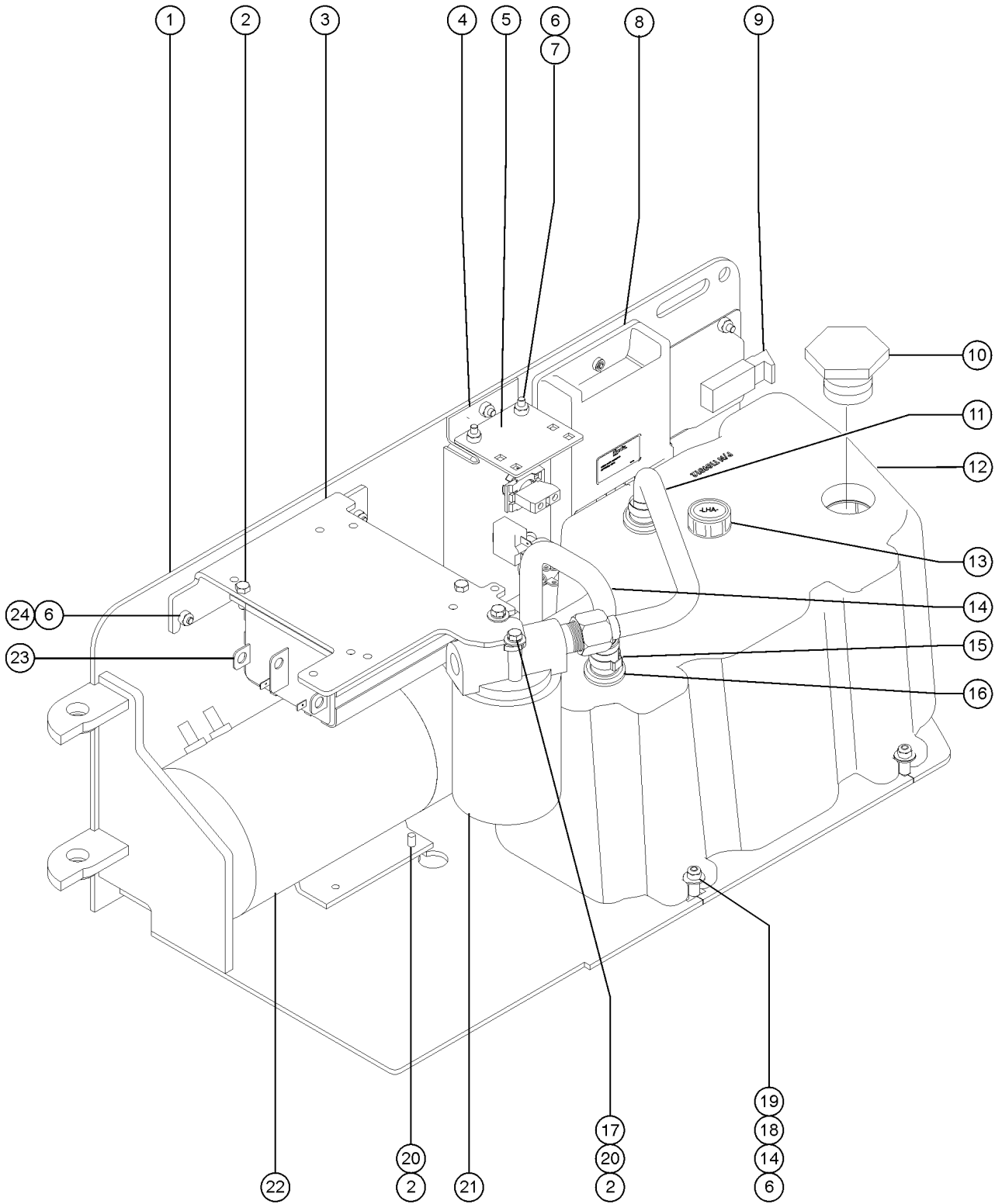
206.1 Battery Charger



206.1 Battery Charger

Item	Part No.	Description	Qty.
--	105334	CONNECTOR, IEC CHARGER CORD <i>for 5-LED battery charger</i>	
--	97059	FUSE, BATTERY CHARGER*** <i>for 5-LED battery charger</i>	
1A	105739	CHARGER, BAT, 24VDC, H/LO GEN2.....1 <i>Signet battery charger. NOTE: Some machines are equipped with an alternative-brand battery charger. Inspect your machine before ordering OR contact Genie Service Parts if needed.</i>	
--	144180	MANUAL, OWNERS, CHARGER, 105739	
1B		Ref. Field Assembly Recessed Charger Plug <i>(refer to 406.1)</i>	
1C	219480	KIT, BATTERY CHARGER, 24V <i>(includes 105739 charger, fasteners, ring terminals and instructions for field installation)</i>	
2	55010	LOCK, CONNECTOR.....1 <i>(includes fasteners)</i>	
3	144130	POWER CORD, IEC 320, 115".....1	

207.1 Power Unit Module

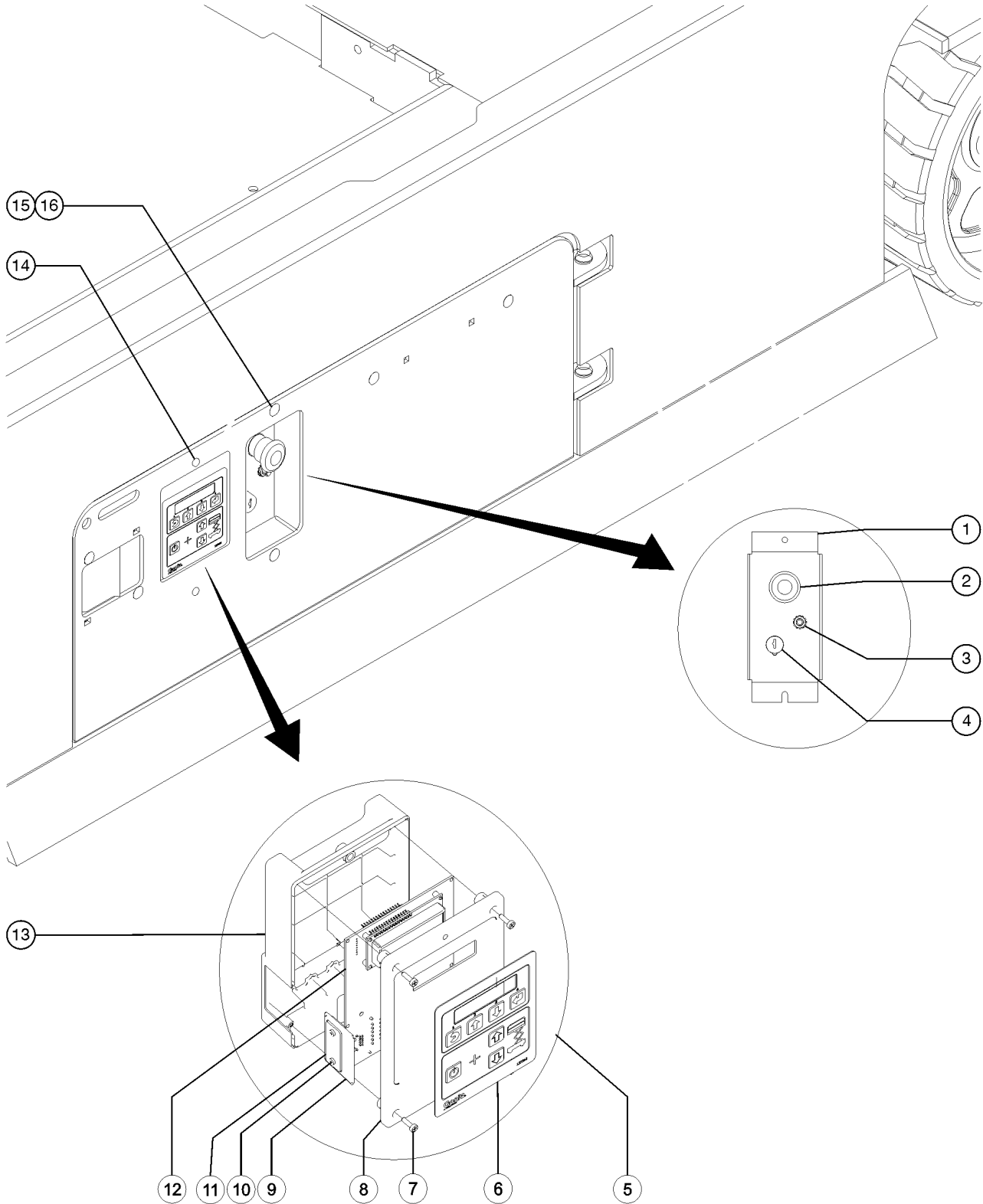


207.1 Power Unit Module

Item	Part No.	Description	Qty.	Item	Part No.	Description	Qty.
1A	231114	HYDR TRAY ASSY W/WORDS.....	1	--	823408	MOTOR CONTROLLER, DC,24V,300A.....	1
--	T113296	WELDMENT,GS HYD TRAY <i>decals not included, refer to section one</i>				<i>for machines from GS3011C-10010 and from GS3011A-110828 that have had a contactor kit previously installed; replaced 218236</i>	
1B	231167	HYDR TRAY ASSY,GS30 W/SYMBOLS.....	1	23B	219554	KIT,CONTACTOR,W INV <i>for machines with inverter option to GS3011C-10009 and to GS3011A-110828 that have not had a contactor kit previously installed</i>	
--	T113296	WELDMENT,GS HYD TRAY <i>decals not included, refer to section one</i>		24	6878	BOLT,CARRIAGE,1/4-20 X .75,G2	
2	8915	SCREW,HHC,1/4-20 X 1.25 <i>replaced 6090</i>					
3	105308	FORMING, FILTER-CNTRLR MOUNT.....	1				
4		REF. FORMING,CONTROL PANEL <i>refer to figure 208.1</i>					
5	T108326	PLATE,HARNESS MOUNT.....	1				
6	6091	NUT,NYLOCK,1/4-20					
7	6878	BOLT,CARRIAGE,1/4-20 X .75,G2					
8		REF. GCON, GR/GRC/GS <i>refer to figure 208.1</i>					
9	55675	LATCH, LRG PADDLE HANDLE GS90.....	1				
10	66204	FILLER CAP(PLUG 1-1/2" NPT HEX.....	1				
11	96355	TUBE, ASSY, RETURN.....	1				
12	226163	HYD. TANK KIT, GS30,32,46 <i>includes items 15 and 16</i>					
--	T109012	TANK,HYD, SLAB SCISSORS.....	1				
13	78546	BREATHER CAP,HYD. TANK,1/4 NPT.....	1				
14	96354	TUBE, ASSY, DRAW.....	1				
15	96855	CLAMP,HOSE,1 EAR,1-1/16***.....	2				
16	96709	GROMMET,SLAB HYD TANK***.....	2				
17	6638	WASHER,FLAT,USS,1/4"Y					
18	96699	SLEEVE,TANK SUPPORT					
19	9116	BOLT,CARRIAGE,1/4-20 X 1.25,G2					
20	6356	WASHER,LOCK,.25					
21		REF. FILTER ASSY <i>refer to figure 501.1</i>					
22		REF. ELECTRIC MOTOR/PUMP <i>refer to figure 505.1</i>					
23A	1257204	KIT,MTR CNTRLR REPLACEMENTGS30%..... <i>for machines before GS3014A-136973 and GS3014A-135715; replaced 218507</i>	1				



208.1 Ground Controls, All Models

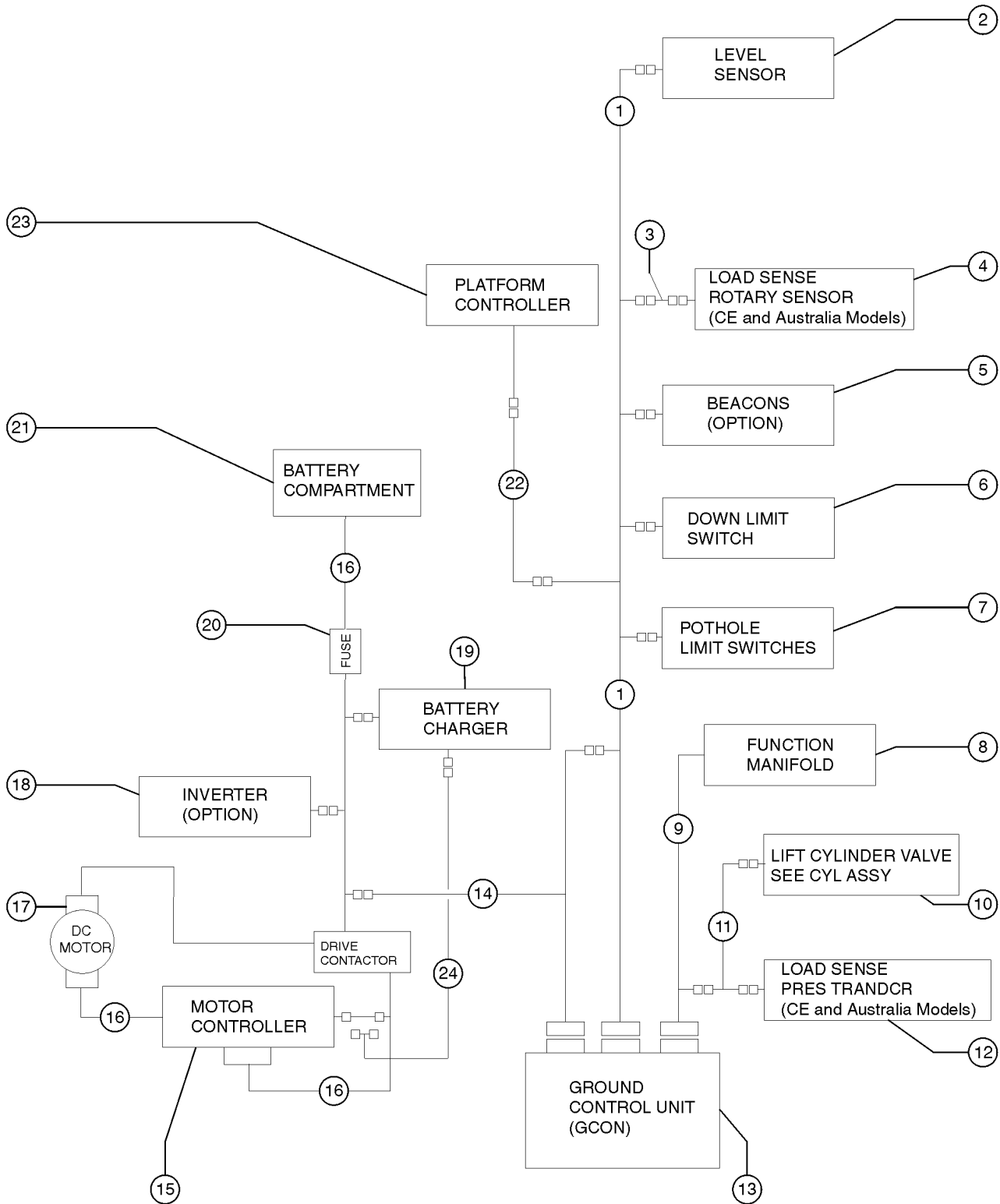


208.1 Ground Controls, All Models

Item	Part No.	Description	Qty.	Item	Part No.	Description	Qty.
A	83093	KEY SINGLE*** <i>includes rubber boot</i>		10	137637	SCREW,PHM,4-20X.5, 48-2 TRI-L.....2 <i>(Not shown)</i>	
B	21982	KEY,SINGLE*** <i>without rubber boot</i>		11	T106362	COVER, RJ45, GC27-25/GC21-19.....1	
C	37947	KEYS,10 PACK*** <i>without rubber boots</i>		12A	137604	PCBA, GC21-19.....1 <i>(models with 6 button, 2 speed controller) to SN GS3014A-134999 and to SN GS3014C-16999</i>	
1	T108327	FORMING,CONTROL PANEL.....1		12B	1256719	PCBA,GCON STD,PROP LIFT <i>(models with 4 button, proportional controller) from SN GS3014A-13500 and from SN GS3014C-17000</i>	
2	66812	BUTTON,PUSH,RED MUSHROOM HEAD.....1		13	T106372	ENCLOSURE, GC21-19, BK.....1	
--	58627	NUT.....1		14	75041	SCREW,PHILLIPS,PHM,10-32 X 1.....2	
--	66817	BASE WITH 1 NC CONTACT, E-STOP.....1		15	6878	BOLT,CARRIAGE,1/4-20 X .75,G2.....2	
--	66818	CONTACT,NC.....1		16	6091	NUT,NYLOCK,1/4-20.....2	
3	96452	CIRCUIT BREAKER,7.0 AMP***.....1					
--	122994	NICKEL PLATED JAM NUT.....1					
--	6700	WASHER,STAR,EXTERNAL,,375....1					
4A	96008-S	KEYSWITCH,3 POS. W/KEYS***.....1					
--	85239	NUT,RETAINER (96008)					
--	96009	WASHER,NITRILE <i>(sold seperately)</i>					
--	96010	SCREW,PHILLIPS,PHM,8-32 X.25** <i>(sold seperately)</i>					
4B	83131	KEYSWITCH,3 POS W/KEYS,LOCKING.....1 <i>Australia market only; not for CE market</i>					
--	85239	NUT,RETAINER (96008).....1					
5A	137692	GCON, GR/GRC/GS.....1 <i>(models with 6 button, 2 speed controller) to SN GS3014A-134999 and to SN GS3014C-16999</i>					
--	137673	LABEL, SERIAL, GC21-19.....1 <i>(for 137692)</i>					
5B	1256721	GCON,STD,PROP LIFT.....1 <i>(models with 4 button, proportional controller) from SN GS3014A-13500 and from SN GS3014C-17000</i>					
6	137562	DECAL,MEMBRANE, GR/GRC/GS GCON.....1					
7	137668	SCREW,PHM,6-19X.75, 48-2 TRI-L.....4					
8	T106366	ENCLOSURE,GC27-25/GC21-19,FRNT.1					
9	T106363	ADAPTER, RJ45, GC27-25/GC21-19.....1					



209.1 Electrical Wiring

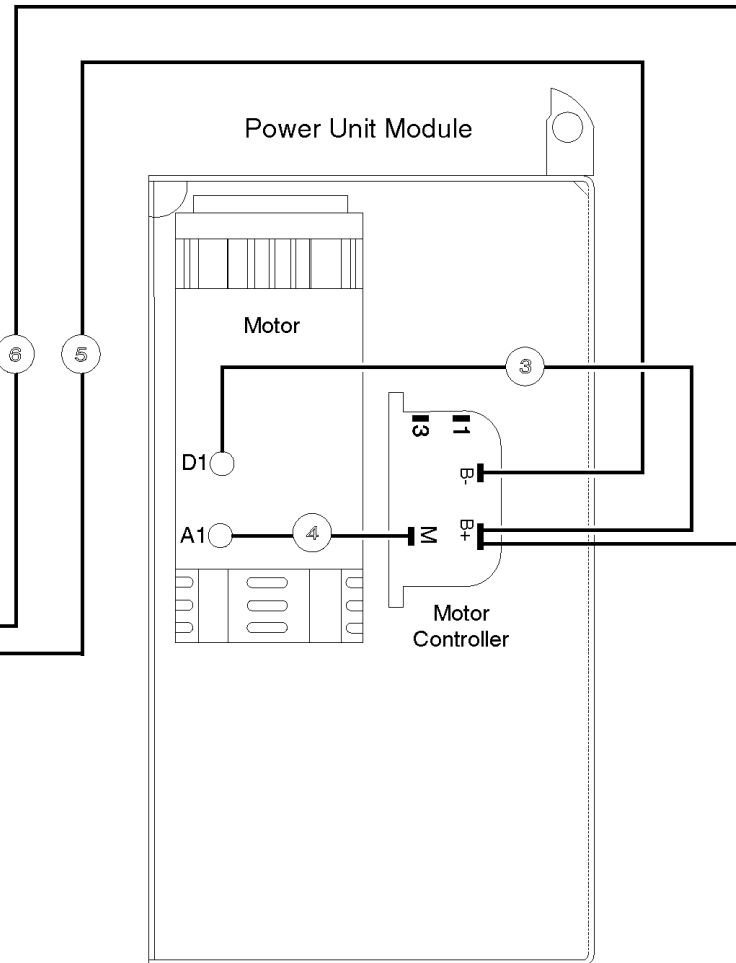
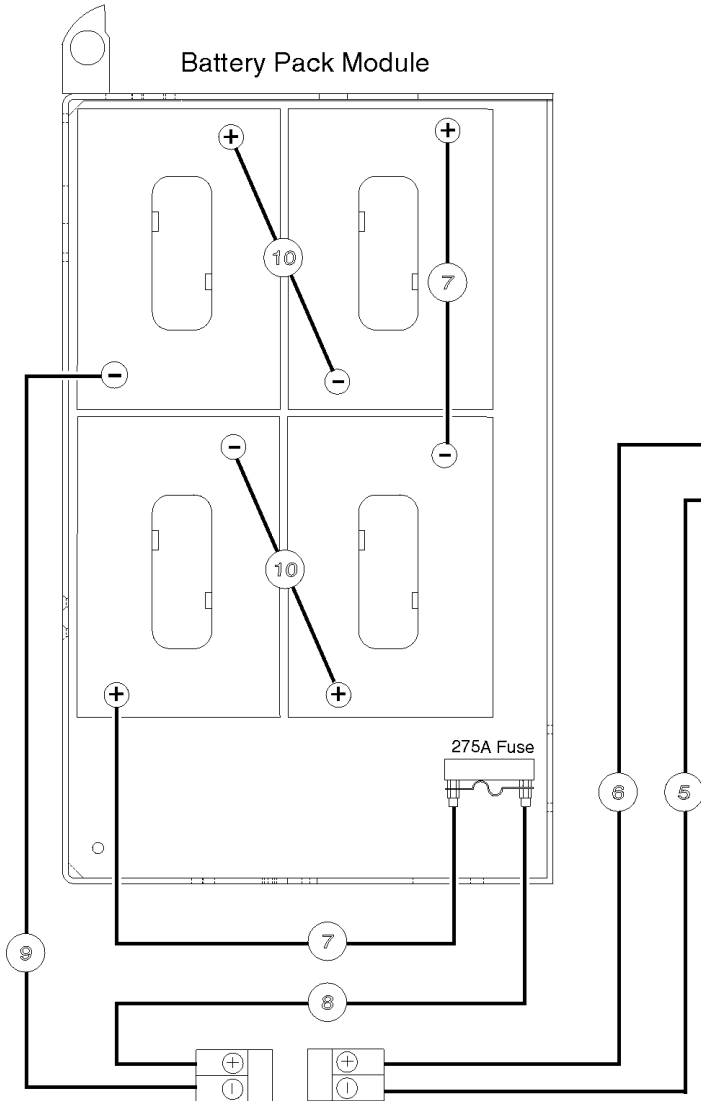
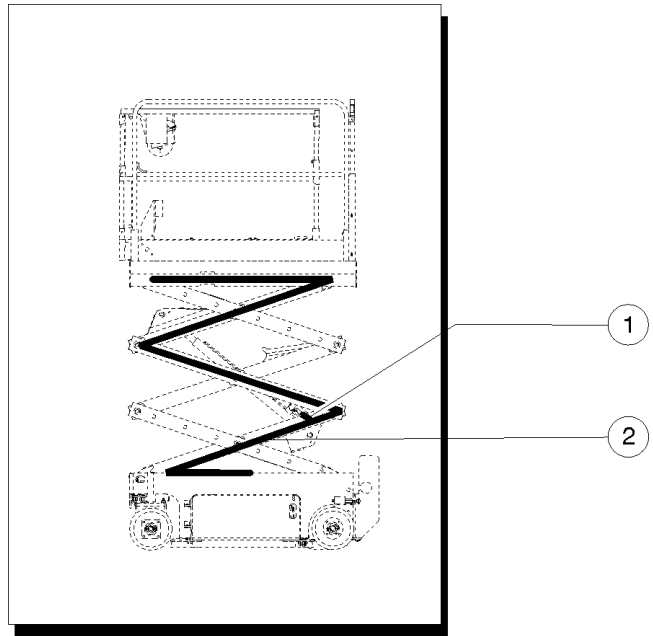


209.1 Electrical Wiring

Item	Part No.	Description	Qty.	Item	Part No.	Description	Qty.
--	88335	PLUG,DTM SEAL 20-24GA		18	96459	HARNESS ASSEMBLY, INVERTER	
1A	228786	HARNESS, GS SENSORS, ANSI....1 <i>USA, Canada, South America</i>		19	-	REF. BATTERY CHARGER <i>refer to 206.1</i>	
--	233644	RESISTOR,200 OHM 10W,CERAMIC		20	-	REF. FUSE <i>refer to 205.1</i>	
--	233711	HRNS ASSY,RESISTOR DIODE <i>for 228786 and T110891</i>		21	-	REF. BATTERY COMPARTMENT <i>refer to 205.1</i>	
1B	T110891	HARNESS, GS SENSORS, CE.....1 <i>Europe, Asia, Australia</i>		22A	T112510	CABLE, PLATFORM CONTROL, 15XX.....1 <i>GS-1530 and GS-1532</i>	
--	233711	HRNS ASSY,RESISTOR DIODE <i>for 228786 and T110891</i>		--	218579	WIRE CABLE, 18/5 - UNSHIELDED.....212-inches <i>GS-1530 and GS-1532</i>	
2	-	REF. LEVEL SENSOR <i>refer to 203.1</i>		--	231921	KIT,CONN,RECEPT W/PIN AND LOCK	
3	T114031	HARNESS, ROTARY ANGLE <i>Europe, Australia only</i>		--	231922	KIT,CONN,PLUG W/SCKT AND LOCK	
4	T113136	ASSY,ROT SENSR W/ HARNESS.....1 <i>Europe, Australia only</i>		22B	T112511	CABLE, PLATFORM CONTROL, 19XX.....1 <i>GS-1930 and GS-1932</i>	
5	-	REF. BEACONS <i>refer to 601.1</i>		--	218579	WIRE CABLE, 18/5 - UNSHIELDED.....278-inches <i>GS-1930 and GS-1932</i>	
6	T112507	ASSEMBLY, DOWN LIMIT, GS.....1		--	231921	KIT,CONN,RECEPT W/PIN AND LOCK	
7	96309	ASSY,POTHOLE HARNESS,GS.....1		--	231922	KIT,CONN,PLUG W/SCKT AND LOCK	
8	-	REF. FUNCTION MANIFOLD <i>refer to 502.1</i>		23	-	REF. Joystick Controller <i>refer to 407.1</i>	
9A	T110889	HARNESS, GS FUNC MANIFOLD.....1 <i>(to SN GS3014A-136972)</i>		24	144213	CHARGER INTERLOCK CBLE,GS30/32	
9B	1257824	HARNESS,FUNCTION MANIFOLD,GS.....1 <i>(from SN GS3014A-136973)</i>					
10	-	REF. LIFT CYLINDER VALVE <i>refer to 506.1</i>					
11A	T112508	CABLE, LIFT CYL DOWN WO/LS....1 <i>North America, Asia, South America</i>					
11B	T112509	CABLE, LIFT CYL DOWN, W/ LS....1 <i>Europe, Australia</i>					
12	229750	HARNESS,PRESS,TRANSDUCER***.1 <i>Europe, Australia only</i>					
13	-	REF. GROUND CONTROLS <i>refer to 208.1</i>					
14	T110890	HARNESS, GS POWER CONTRL...1					
15	-	REF. MOTOR CONTROLLER <i>refer to 207.1</i>					
16	-	REF. ELECTRICAL WIRING AND POWER CABLES <i>refer to 210.1</i>					
17	-	REF. DC MOTOR <i>refer to 505.1</i>					



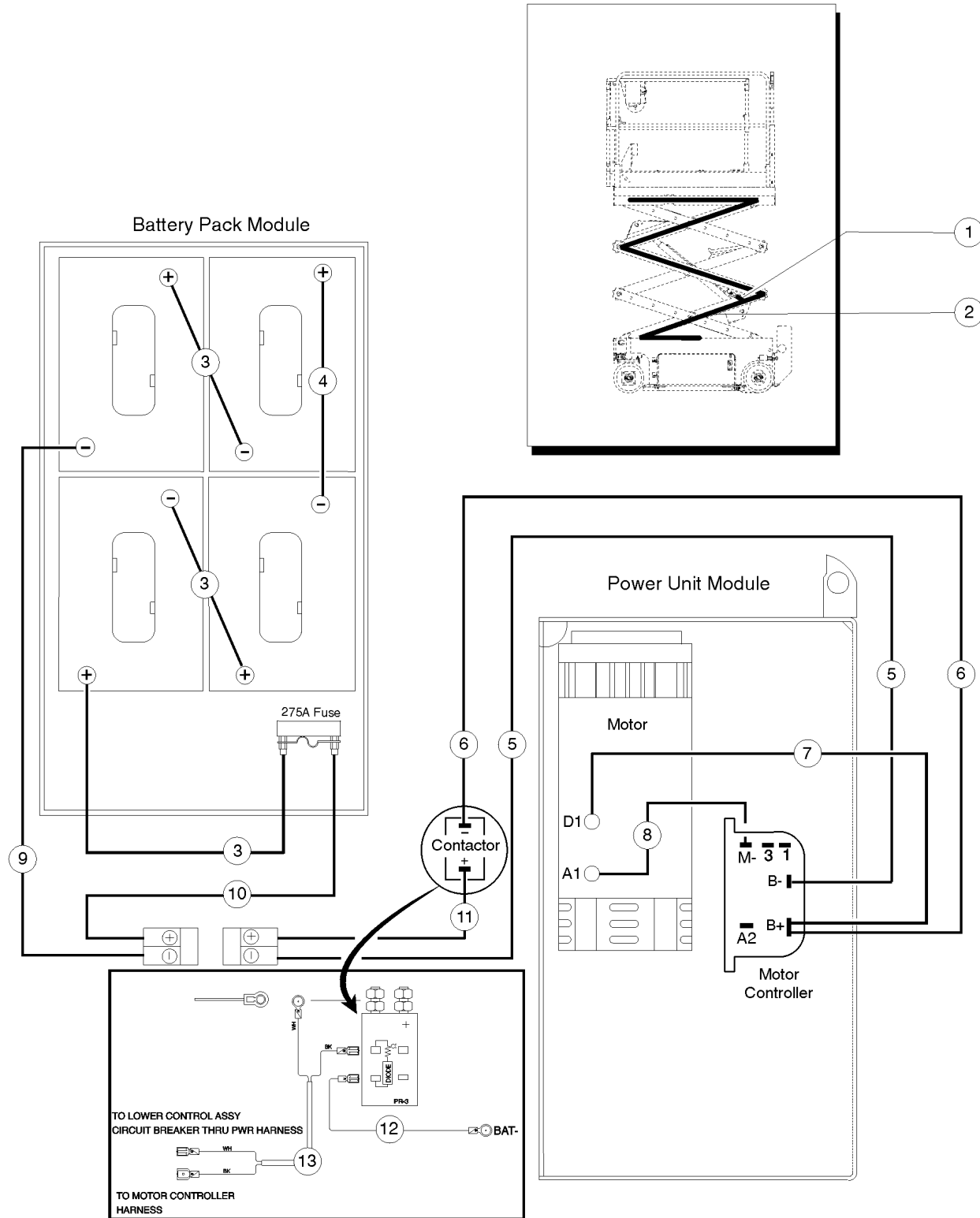
210.1 Power Cables (models without contactor)



210.1 Power Cables (models without contactor)

Item	Part No.	Description	Qty.
--	105953	BATTERY CABLE ASSY, GS30/32 <i>(includes items 3-10 and fuse)</i>	
--	96387	ASSY,MOTOR CONTROL HARNESS <i>(ANSI, CSA and Australia models)</i>	
--	96819	ASSY,MOTOR CONTRL HARN,CE <i>(CE models)</i>	
--	96522	STD CONTROL HARNESS, SLAB <i>(ANSI, CSA and Australia models)</i>	
--	96440	CE CONTROL HARNESS, SLAB <i>(CE models)</i>	
1		REF: Lift Cylinder Down Cable.....1 <i>(refer to 209.1)</i>	
2		REF: Platform Control Cable.....1 <i>(refer to 209.1)</i>	
3	96302	CABLE ASSY,BATT, 7.50" RED.....1	
4	96303	CABLE ASSY,BATT, 7.50" BLACK.....1	
5	96299	CABLE ASSY.BATT.75".AND.BLK.....1	
6	96298	CABLE ASSY.BATT.75",AND.RED.....1	
7	96306	CABLE ASSY,BATT,9.50"RED.....2	
8	96300	CABLE ASSY,BATT,7.50",AND. RED.....1	
9	105071	CABLE ASSY, BATT,19"AND.BLK.....1	
10	96304	CABLE ASSY,BATT,5.50"RED.....2	

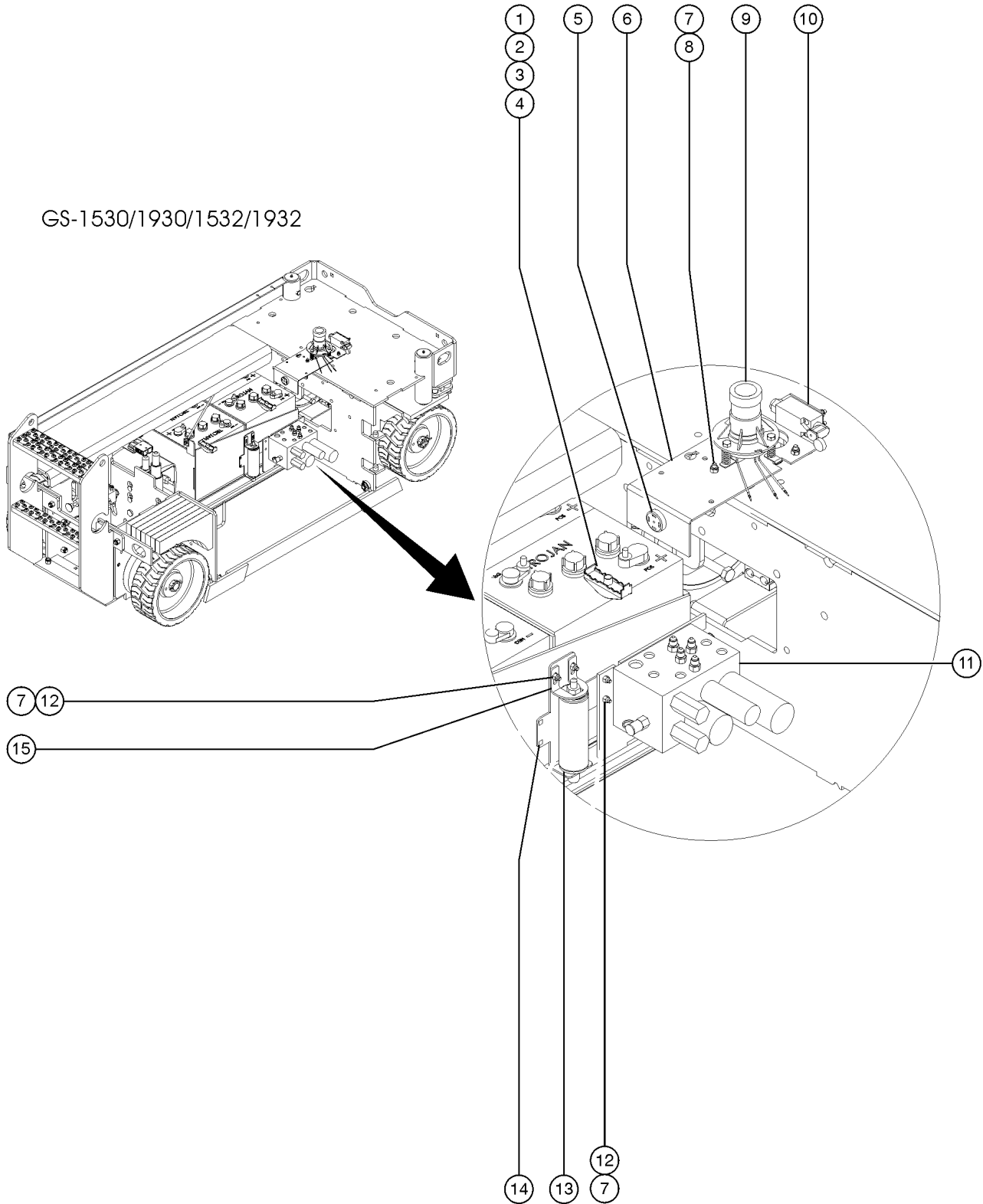
210.2 Power Cables (models with contactor)



210.2 Power Cables (models with contactor)

Item	Part No.	Description	Qty.
--	233367	BATTERY CABLE ASSY, GS30/32 <i>includes items 3-13</i>	
--	233439	ASSY,MOTOR CONTROL HARNESS <i>ANSI, CSA and Australia models</i>	
--	233438	ASSY,MOTOR CONTROL HARNESS,CE <i>CE models</i>	
--	96522	STD CONTROL HARNESS, SLAB <i>ANSI, CSA and Australia models</i>	
--	96440	CE CONTROL HARNESS, SLAB <i>CE models</i>	
1		REF: Lift Cylinder Down Cable.....1 <i>refer to 209.1</i>	
2		REF: Platform Control Cable.....1 <i>refer to 209.1</i>	
3	96304	CABLE ASSY,BATT,5.50"RED.....3	
4	96306	CABLE ASSY,BATT,9.50"RED.....1	
5	1257058	CABLE ASSY., BATT. 85" BLACK.....1 <i>replaced 96299</i>	
6	1257059	CABLE ASSY., BATT. 81" RED.....1 <i>replaced 233368</i>	
7	1257054	CABLE ASSY., BATT. 14" RED.....1 <i>replaced 96302</i>	
8	1257055	CABLE ASSY., BATT. 12" BLACK.....1 <i>replaced 96303</i>	
9	232578	CABLE ASSY,BATT, 20" BLK.....1	
10	232576	CABLE ASSY,BATT, 12" RED.....1	
11	233371	CABLE ASSY, BATT, 23"RD.....1	
12	232582	GROUND WIRE ASSY,GS.....1	
13	233431	HRNS,CONTACTOR SIGNL,GS30/32.....1	

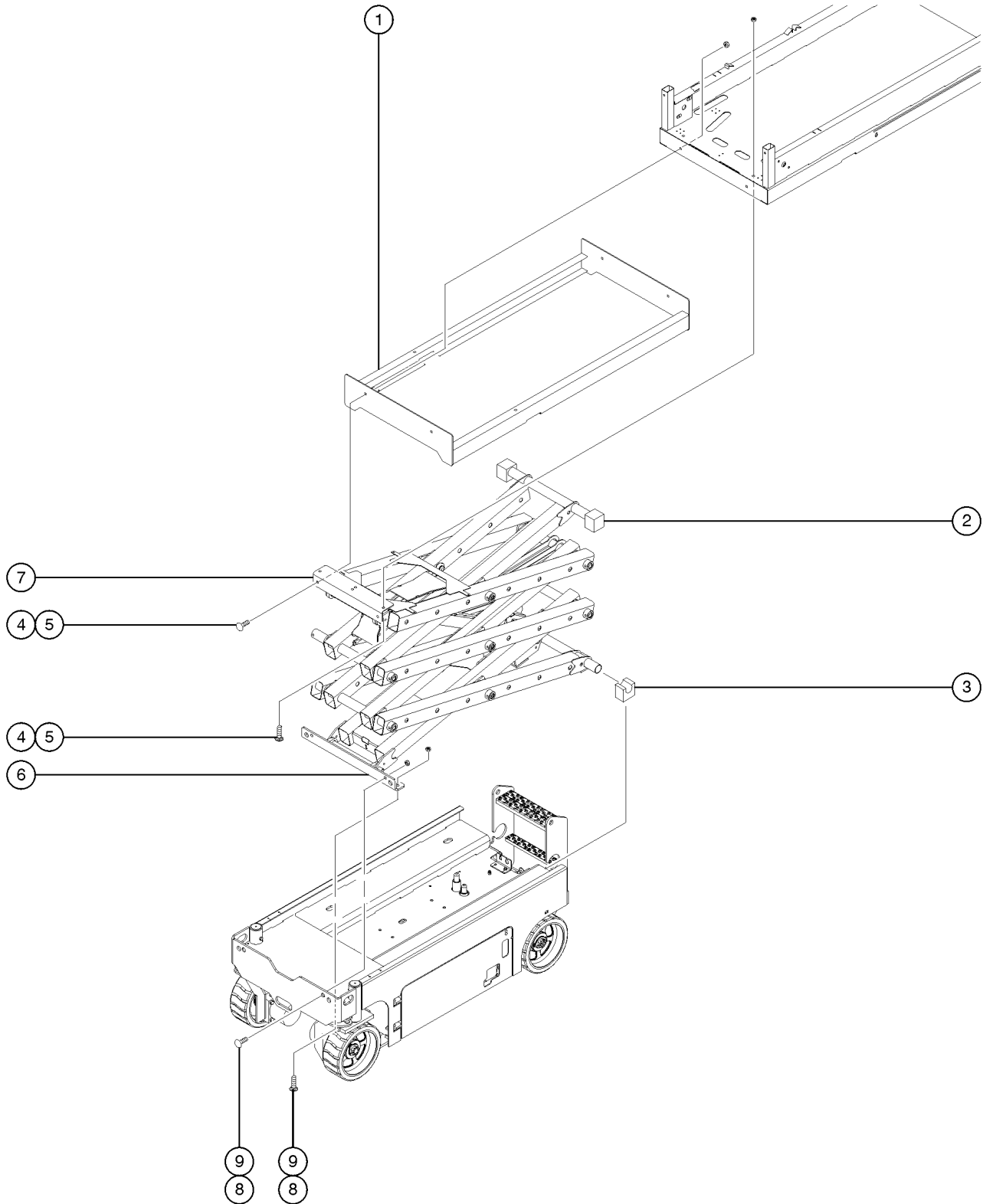
211.1 Function Manifold and Accumulator Components, GS-1530/1532/1930/1932



211.1 Function Manifold and Accumulator Components, GS-1530/1532/1930/1932

Item	Part No.	Description	Qty.
--		CLAMP,CABLE & HOSE	
1	105209	CLAMP,CABLE & HOSE.....	2
2	6145	SCREW,HHC,1/4-20 X 1.5	
3	6638	WASHER,FLAT,USS,1/4"Y	
4	18504	NUT,LOCKING-LG.FLANGE,1/4-20	
5		Ref. Alarm, Steady Tone <i>(refer to 203.1)</i>	
6		Ref. Alarm Bracket <i>(refer to 203.1)</i>	
7	6091	NUT,NYLOCK,1/4-20	
8	79456	BOLT,CARRIAGE,1/4-20 X 1.00,G2	
9		Ref. Level Sensor <i>(refer to 203.1)</i>	
10		Ref. Limit Switch with Roller <i>(refer to 203.1)</i>	
11		Ref. Function Manifold <i>(refer to 502.1)</i>	
12	9116	BOLT,CARRIAGE,1/4-20 X 1.25,G2	
13	78422	ACCUMULATOR,180 PSI PRECHARGE*	
14	105210	FORMING, ACCUMULATOR BRACKET.....	1
15	105211	FORMING, ACCUMULATOR CLAMP.....	1

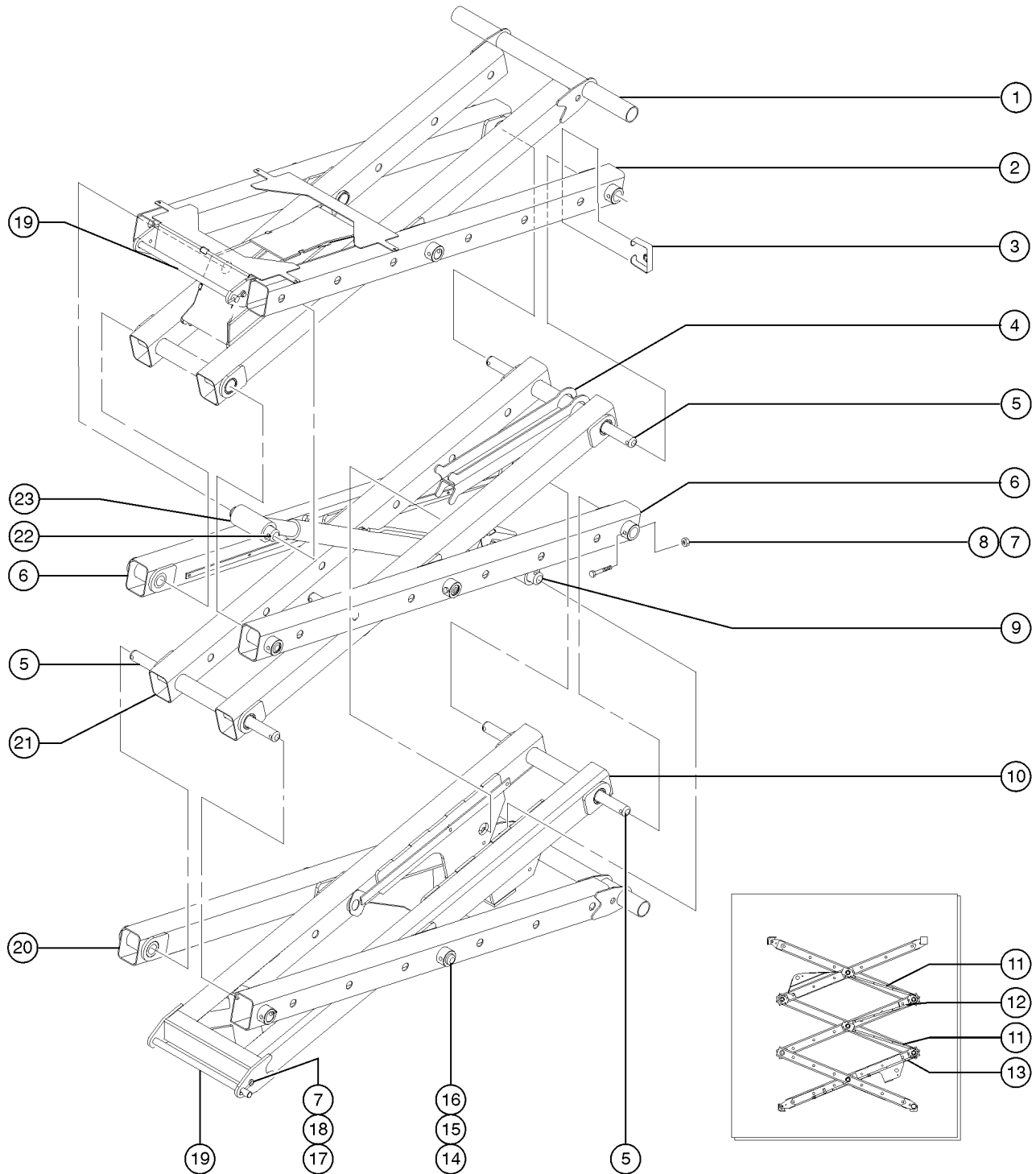
301.1 Scissor Assembly Installation



301.1 Scissor Assembly Installation

Item	Part No.	Description	Qty.
1	96415	WLDMT,PLATFORM SLIDER.....1 <i>GS-1530 & GS-1532 Models Only</i>	1
2	96576	SLIDER,MINI PLATFORM,DRILLED**.....2	2
3	96126	SLIDER, UHMW.....2	2
4	105092	BOLT,CARRIAGE,3/8-16X1.25,GR5	
5	4828	NUT,NYLOCK,3/8-16	
6	84693	CHASSIS MOUNT ASSY, GS30.....1	1
--	36369	BEARING,0.75IDX1.00ODX0.75L....2	2
7A	84694	PLATFORM MOUNT ASSY, 15 FT.....1 <i>GS-1530, GS-1532</i>	1
--	36369	BEARING,0.75IDX1.00ODX0.75L....2	2
7B	84695	PLATFORM MOUNT ASSY, 19 FT <i>GS-1930, GS-1932</i>	
--	36369	BEARING,0.75IDX1.00ODX0.75L....2	2
8	96977	BOLT,CARRIAGE,1/2-13X1.50,GR5.8	
9	6198	NUT,NYLOCK,1/2-13.....8	8

302.1 Scissor Assembly, GS-1530/1532

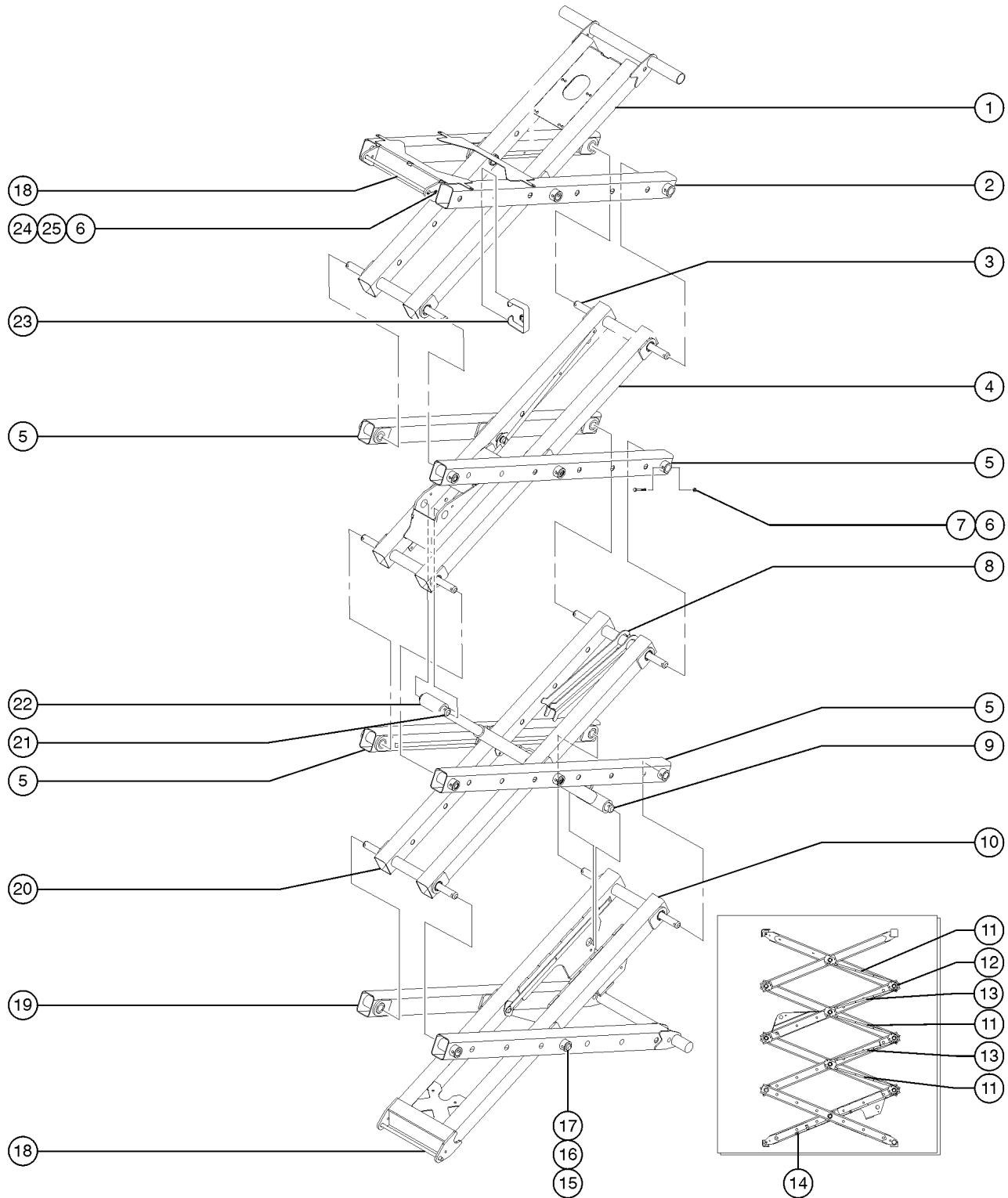


302.1 Scissor Assembly, GS-1530/1532

Item	Part No.	Description	Qty.	Item	Part No.	Description	Qty.
1	84578	INNER ARM ASSY,#3,15FT.....	1	21	84582	INNER ARM ASSY,#2,15/19	
--	96487	BEARING,1.26IDX1.53ODX1.25L....	6			FT,WRD.....	1
2	105280	WELDMENT,LINK PLATFORM				(decals not included, refer to section	
		MNT***	2			one)	
3	96331	LINK BUMPER.....	8	--	96487	BEARING,1.26IDX1.53ODX1.25L....	8
4	58000	SAFETY CHOCK,SCISSOR.....	1	22	96283	PIN, CYLINDER, SHORT.....	1
5	105085	PIN,MINI END.....	4	23		REF. LIFT CYLINDER	
6	96121	WELDMENT, LINK, SINGLE.....	2			(refer to 506.1)	
7	4828	NUT,NYLOCK,3/8-16					
8	14033	SCREW,HHC,3/8-16 X 2.75					
9	47666	PIN,1.50DIA X 8.95LG,1HOLE.....	1				
10A	105997	INNER ARM					
		ASSY#1,15&19FT,WORD.....	1				
		(USA, Canada, and Australia)					
--	105818	WLDTMT,LINK,#1 INNER,15&19					
		FT	1				
		(decals not included, refer to section					
		one)					
--	96487	BEARING,1.26IDX1.53ODX1.25L....	6				
10B	105998	INNER ARM					
		ASSY#1,15&19FT,SYMB.....	1				
		(Europe, Asia, South America)					
--	105818	WLDTMT,LINK,#1 INNER,15&19					
		FT	1				
		(decals not included, refer to section					
		one)					
--	96487	BEARING,1.26IDX1.53ODX1.25L....	6				
11	105183	WLDMT,CABLE					
		BRIDGE,BOTTOM,MINI.....	2				
12	105184	WELDMENT,CABLE					
		BRIDGE, TOP,MINI.....	1				
13	105182	WLDMT,CABLE					
		BRIDGE,LOWER,MINI.....	1				
14	30217	SNAP RING,EXTERNAL,1.25					
		DIA.**	6				
15	96390	WASHER,FLAT, 1.27 X 2.13 X .13					
16	96130	PIN, MINI, CENTER.....	6				
17	8516	SCREW,HHC,3/8-16 X 1.50,GR5					
18	45748	ROD END,.250 X 2.75 LG.....	2				
19	96131	PIN, CHASSIS PIVOT.....	2				
20A	84581	OUTER ARM ASSY#1,15&19FT					
		WORD.....	1				
		(USA, Canada, and Australia)					
20B	84583	OUTER ARM ASSY,#1,15&19FT					
		SYMB.....	1				
		(Europe, Asia, South America)					



303.1 Scissor Assembly, GS-1930/1932

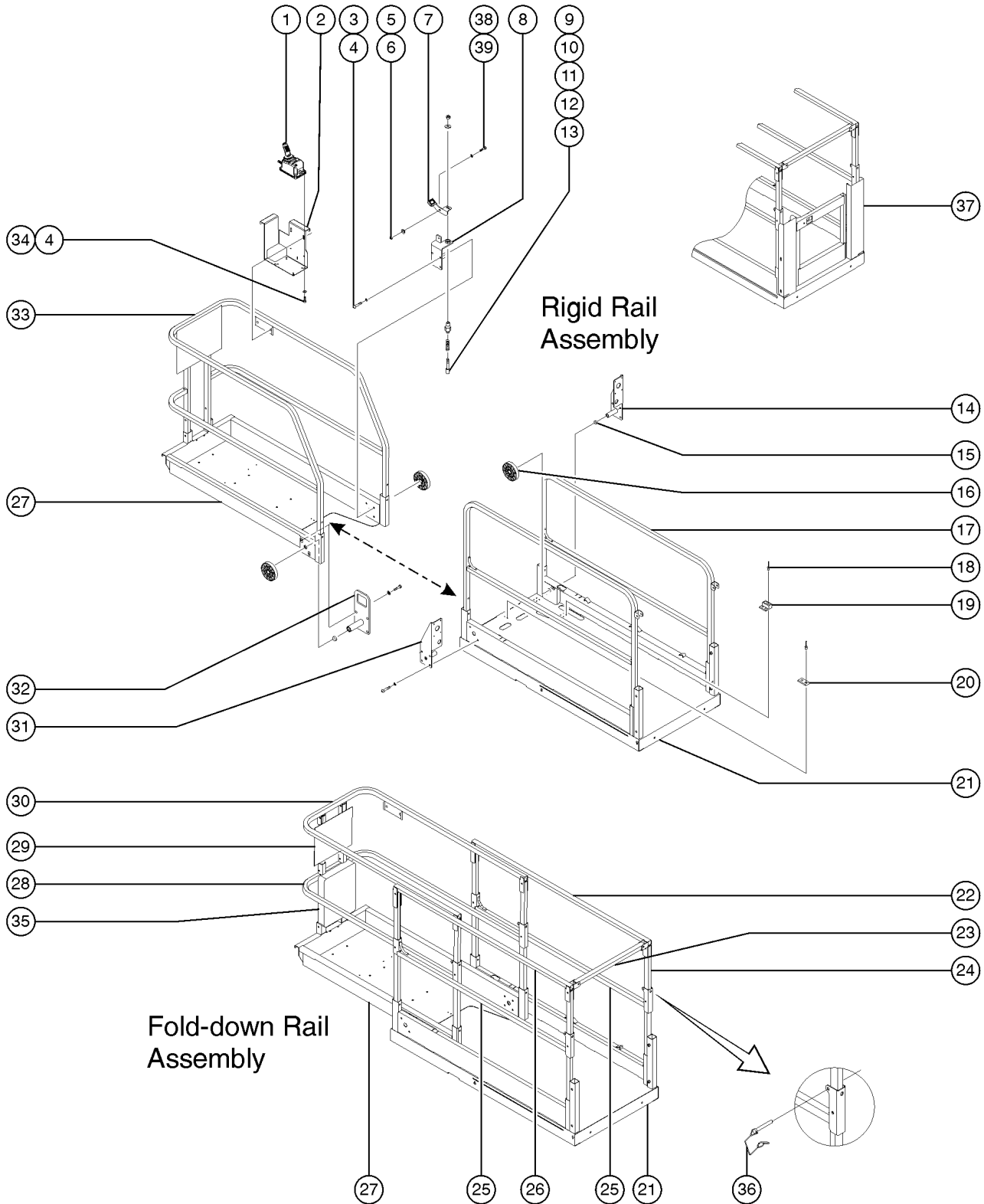


303.1 Scissor Assembly, GS-1930/1932

Item	Part No.	Description	Qty.	Item	Part No.	Description	Qty.
1	84579	INNER ARM ASSY,#4 19FT.....	1	20	84582	INNER ARM ASSY,#2,15/19	
--	96487	BEARING,1.26IDX1.53ODX1.25L....	6			FT,WRD.....	1
2	105280	WELDMENT,LINK PLATFORM		21	96283	PIN, CYLINDER, SHORT.....	1
		MNT***.....	2	22		Ref. Lift Cylinder	
3	105085	PIN,MINI END.....	6			(refer to 506.1)	
4	84580	INNER ARM ASSY, #3, 19FT.....	1	23	96331	LINK BUMPER.....	8
--	96487	BEARING,1.26IDX1.53ODX1.25L....	8	24	8516	SCREW,HHC,3/8-16 X 1.50,GR5	
5	96121	WELDMENT, LINK, SINGLE.....	4	25	45748	ROD END,.250 X 2.75 LG.....	2
6	4828	NUT,NYLOCK,3/8-16					
7	8178	SCREW,HHC,3/8-16 X 2.5					
8	58000	SAFETY CHOCK,SCISSOR.....	1				
9	47666	PIN,1.50DIA X 8.95LG,1HOLE.....	1				
10A	105997	INNER ARM					
		ASSY#1,15&19FT,WORD.....	1				
		(USA, Canada, Australia)					
--	105818	WLDTMT,LINK,#1 INNER,15&19					
		FT.....	1				
		(decals not included, refer to section					
		one)					
--	96487	BEARING,1.26IDX1.53ODX1.25L....	6				
10B	105998	INNER ARM					
		ASSY#1,15&19FT,SYMB.....	1				
		(Europe, Asia, South America)					
--	105818	WLDTMT,LINK,#1 INNER,15&19					
		FT.....	1				
		(decals not included, refer to section					
		one)					
--	96487	BEARING,1.26IDX1.53ODX1.25L....	6				
11	105183	WLDMT,CABLE					
		BRIDGE,BOTTOM,MINI.....	3				
12	105185	CLIP, CABLEBRIDGE, MINI.....	3				
13	105184	WELDMENT,CABLE					
		BRIDGE, TOP,MINI.....	2				
14	105182	WLDMT,CABLE					
		BRIDGE, LOWER,MINI.....	1				
15	30217	SNAP RING,EXTERNAL,1.25					
		DIA.**.....	8				
16	96390	WASHER,FLAT, 1.27 X 2.13 X .13					
17	96130	PIN, MINI, CENTER.....	8				
18	96131	PIN, CHASSIS PIVOT.....	2				
19A	84581	OUTER ARM ASSY#1,15&19FT					
		WORD.....	1				
		(USA, Canada, Australia)					
19B	84583	OUTER ARM ASSY,#1,15&19FT					
		SYMB.....	1				
		(Europe, Asia, South America)					



401.1 Platform Components, GS-1530



401.1 Platform Components, GS-1530

Item	Part No.	Description	Qty.	Item	Part No.	Description	Qty.
1		Ref. Platform Control Box <i>(refer to 407.1 or 408.1)</i>		21B	231103	PLAT MAIN DECK ASSY,1530 AU.....1	
2		Ref. Platform Control Box Mount Bracket <i>(refer to 407.1 or 408.1)</i>				GS-1530 (Australia) (includes items 18, 19 & 20)	
3	5224	SCREW,HHC,3/8-16 X 2		--	47098	TAPE,NON-SKID,DIE CUT,4"X 40"	
4	6021	WASHER,LOCK,.375		--	47231	TAPE,NON-SKID,DIE CUT,4"X 16"	
5	6002	NUT,LP NYLOCK,5/16-18.....1		21C	97118	PLAT MAIN DECK ASSY,1530 SMBL.....1	
6	47222	WASHER,SHOULDER,NYLON.....1				GS-1530 (Asia, and South America) <i>(includes items 18, 19 & 20)</i>	
7	46260	FOOTPEDAL W/NON-SKID TAPE,GS.....1		--	47098	TAPE,NON-SKID,DIE CUT,4"X 40"	
--	47166	BRACKET,FOOT PEDAL <i>(does not include non-skid tape)</i>		--	47231	TAPE,NON-SKID,DIE CUT,4"X 16"	
--	47225	TAPE,NON-SKID,DIE CUT,1.38X1.5		21D	231104	PLAT MAIN DECK ASSY,1530 CE.....1	
8	96413	WLDMT,LOCKING ROLLER SUPPORT.....1				GS-1530 (Europe) (includes items 18, 19 & 20)	
9	39470	PIN, LOCK.....1		--	47098	TAPE,NON-SKID,DIE CUT,4"X 40"	
10	39469	SPRING,COMPRESSION.485 X1.75**.....1		--	47231	TAPE,NON-SKID,DIE CUT,4"X 16"	
11	41630	HOUSING,LOCK PIN.....1		21E	1259719	WLDMNT,PLATFORM, MINI, GS30.....1	
12	6097	WASHER,FLAT,USS,3/8",Y				<i>replaced 96275 from SN 110000 (weldment only; decals not included, refer to section one)</i>	
13	7713	NUT,LP NYLOCK,3/8-16		22	66890	WLDMT, MAIN SIDERAIL, UPPER,RT.....1	
14A	84587	ROLLER BRACKET ASSY, GRND CNTR.....1		--	78038	CAP, TUBE, SQ,1.25 X .083	
		<i>(ground controls side)</i>		23	66886	ENTRY SWING TUBE.....1	
14B	96247	WELDMENT,ROLLER BRACKET,RT***.....1		24	66485	TUBE, VERT, FOLDING.....6	
		<i>(decals not included, refer to section one)</i>		25	97041	MAIN RAIL, FOLDING, GS30.....2	
15	21279	BUTTON, .800 O.D. X .281.....3		--	78038	CAP, TUBE, SQ,1.25 X .083	
16	47163	ROLLER,PLATFORM EXTENSION.....4		26	66889	WLDMT, MAIN SIDERAIL,UPPER,LFT.....1	
17	97034	GS30 RIDGID MAIN SIDE SQ RAIL.....2		--	78038	CAP, TUBE, SQ,1.25 X .083	
18	39579	RIVET,STL,STL,.188 X .45.....20		--	39474	WEAR PAD,PLATFORM.....1	
19	39310	WEAR/GUIDE PAD MAIN PLATFORM.....4		--	47374	TAPE,NON-SKID,DIE CUT,4"X 32".....3	
20	39474	WEAR PAD,PLATFORM.....2		--	T113787	RIVET,ALUM,STL,.188 X .250.....2 <i>for 39474</i>	
21A	97115	PLAT MAIN DECK ASSY,1530 ANSI.....1		27A	97123	PLAT EXT DECK ASSY,GS30.....1	
		<i>GS-1530 (North America) (includes items 18, 19 & 20)</i>		27B	96335	WELDMENT, EXT PLATFORM.....1	
--	47098	TAPE,NON-SKID,DIE CUT,4"X 40"				<i>(decals not included, refer to section one)</i>	
--	47231	TAPE,NON-SKID,DIE CUT,4"X 16"		28	96336	WLDMT, EXT DECK LWR RAIL.....1	
						<i>(fold down)</i>	
				--	78038	CAP, TUBE, SQ,1.25 X .083	

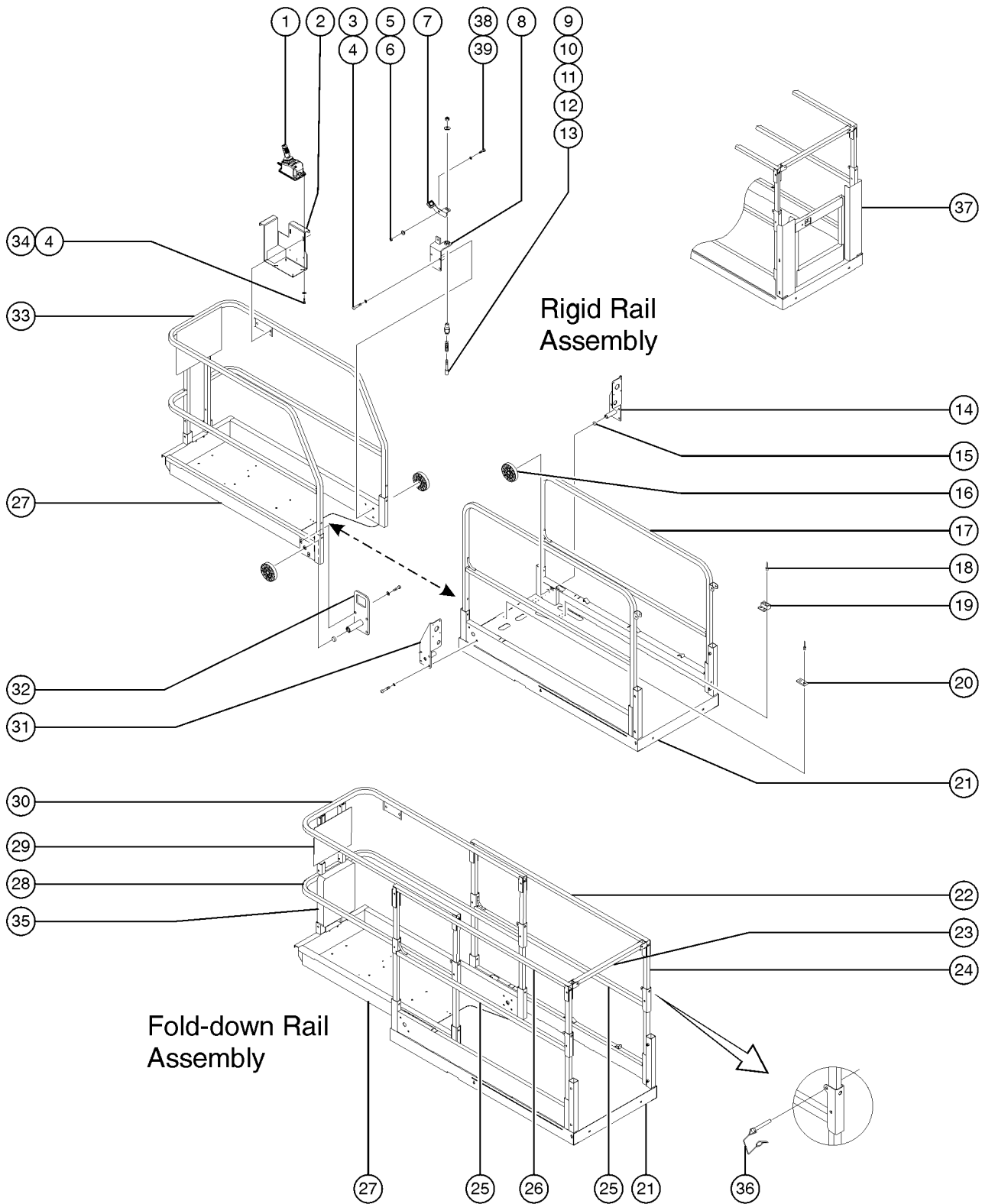


401.1 Plattform Components, GS-1530
(continued)

Item	Part No.	Description	Qty.	Item	Part No.	Description	Qty.
29A	231111	DECAL PLATE ASSY,GS30,ANSI.....1 (North America)		38	47227	SCREW,SHS,5/16-18 X .25.....1	
29B	231610	DECAL PLATE ASSY,GS30,AUSTRAL.....1 (Australia)		39	12013	SHIM,.375 X .063.....1	
29C	84590	DECAL PLATE ASSY W/SYM DECALS.....1 (Asia, Europe and South America)					
29D	96849	WLDMT,DECAL PLATE, GS30/32....1 (decals not included, refer to section one)					
--	78038	CAP, TUBE, SQ,1.25 X .083					
30A	97213	EXT RAIL ASSY, UPPER, GS30.....1					
30B	96848	WELDMENT,EXT RAIL,UPPER***.....1 (decals not included, refer to section one)					
31	96246	WELDMENT,ROLLER BRACKET,LT***.....1					
--	21279	BUTTON, .800 O.D. X .281					
32A	84586	LANYARD ROLLER BRKT ASSY W/DEC.....1					
32B	96200	WLDMT, LANYARD ROLLER BRKT.....1 (decals not included, refer to section one)					
33A	231112	FIXED RAILS ASSY,GS30,ANSI.....1 (North America)					
33B	231611	FIXED RAILS ASSY,GS30,AUSTRAL.....1 (Australia)					
33C	97132	FIXED RAILS ASSY, GS30 SYMBOL.....1 (Asia, Europe and South America)					
33D	96847	WELDMENT,EXT SIDERAIL ***.....1 (decals not included, refer to section one)					
34	8255	SCREW,HHC,3/8-16 X .75					
35A	44743	MANUAL BOX W/DECALS***.....1 (North America and Australia)					
35B	24514	BOX,INSTRUCTION STORAGE.....1 (Asia, Europe and South America)					
36	66030	PIN, WIRE LOCK 3/8 X 2 -1/2.....4					
--	78022	LANYARD,BLACK NYLON,TYPE 1*** (CE & Australia models)					
37		Ref. SWING GATE ASSEMBLY (refer to 405.1)					

This Page Intentionally Left Blank

402.1 Platform Components, GS-1532



402.1 Platform Components, GS-1532

Item	Part No.	Description	Qty.	Item	Part No.	Description	Qty.
1		Ref. Platform Control Box <i>(refer to 407.1 or 408.1)</i>		21B	231106	PLAT MAIN DECK ASSY,1532 CE.....1	
2		Ref. Platform Control Box Mount Bracket <i>(refer to 407.1 or 408.1)</i>				GS-1532 (Europe) (includes items 18, 19, & 20)	
3	5224	SCREW,HHC,3/8-16 X 2		--	47098	TAPE,NON-SKID,DIE CUT,4"X 40"	
4	6021	WASHER,LOCK,,375		--	47231	TAPE,NON-SKID,DIE CUT,4"X 16"	
5	6002	NUT,LP NYLOCK,5/16-18		21C	1259719	WLDMNT,PLATFORM, MINI, GS30.....1	
6	47222	WASHER,SHOULDER,NYLON.....1				<i>(weldment only; decals not included, refer to section one)</i>	
7	46260	FOOTPEDAL W/NON-SKID TAPE,GS.....1		22	66890	WLDMT, MAIN SIDERAIL, UPPER,RT.....1	
--	47166	BRACKET,FOOT PEDAL <i>(does not include non-skid tape)</i>		--	78038	CAP, TUBE, SQ,1.25 X .083	
--	47225	TAPE,NON-SKID,DIE CUT,1.38X1.5		23	66886	ENTRY SWING TUBE.....1	
8	96413	WLDMT,LOCKING ROLLER SUPPORT.....1		24	66485	TUBE, VERT, FOLDING.....6	
9	39470	PIN, LOCK.....1		25	97041	MAIN RAIL, FOLDING, GS30.....2	
10	39469	SPRING,COMPRESSION.485 X1.75**.....1		--	78038	CAP, TUBE, SQ,1.25 X .083	
11	41630	HOUSING,LOCK PIN.....1		26	66889	WLDMT, MAIN SIDERAIL,UPPER,LFT.....1	
12	6097	WASHER,FLAT,USS,3/8",Y		--	78038	CAP, TUBE, SQ,1.25 X .083	
13	7713	NUT,LP NYLOCK,3/8-16		--	39474	WEAR PAD,PLATFORM.....1	
14A	84587	ROLLER BRACKET ASSY, GRND CNTR.....1		--	47374	TAPE,NON-SKID,DIE CUT,4"X 32".....3	
		<i>(ground controls side)</i>		--	T113787	RIVET,ALUM,STL,.188 X .250.....2 <i>for 39474</i>	
14B	96247	WELDMENT,ROLLER BRACKET,RT***.....1		27A	97123	PLAT EXT DECK ASSY,GS30.....1	
		<i>(decals not included, refer to section one)</i>		27B	96335	WELDMENT, EXT PLATFORM.....1 <i>(decals not included, refer to section one)</i>	
15	21279	BUTTON, .800 O.D. X .281.....3		28	96336	WLDMT, EXT DECK LWR RAIL.....1 <i>(fold down)</i>	
16	47163	ROLLER,PLATFORM EXTENSION.....4		--	78038	CAP, TUBE, SQ,1.25 X .083	
17	97034	GS30 RIDGID MAIN SIDE SQ RAIL.....2		29A	231111	DECAL PLATE ASSY,GS30,ANSI....1 <i>(North America)</i>	
18	39579	RIVET,STL,STL,.188 X .45.....20		29B	231610	DECAL PLATE ASSY,GS30,AUSTRAL.....1 <i>(Australia)</i>	
19	39310	WEAR/GUIDE PAD MAIN PLATFORM.....4		29C	84590	DECAL PLATE ASSY W/SYM DECALS.....1 <i>(Asia, Europe and South America)</i>	
20	39474	WEAR PAD,PLATFORM.....2		29D	96849	WLDMT,DECAL PLATE, GS30/32....1 <i>(decals not included, refer to section one)</i>	
21A	231105	PLAT MAIN DECK ASSY,1532 AU.....1		--	78038	CAP, TUBE, SQ,1.25 X .083	
		GS-1532 (Australia) (includes items 18, 19 & 20)		30A	97213	EXT RAIL ASSY, UPPER, GS30.....1	
--	47098	TAPE,NON-SKID,DIE CUT,4"X 40"					
--	47231	TAPE,NON-SKID,DIE CUT,4"X 16"					

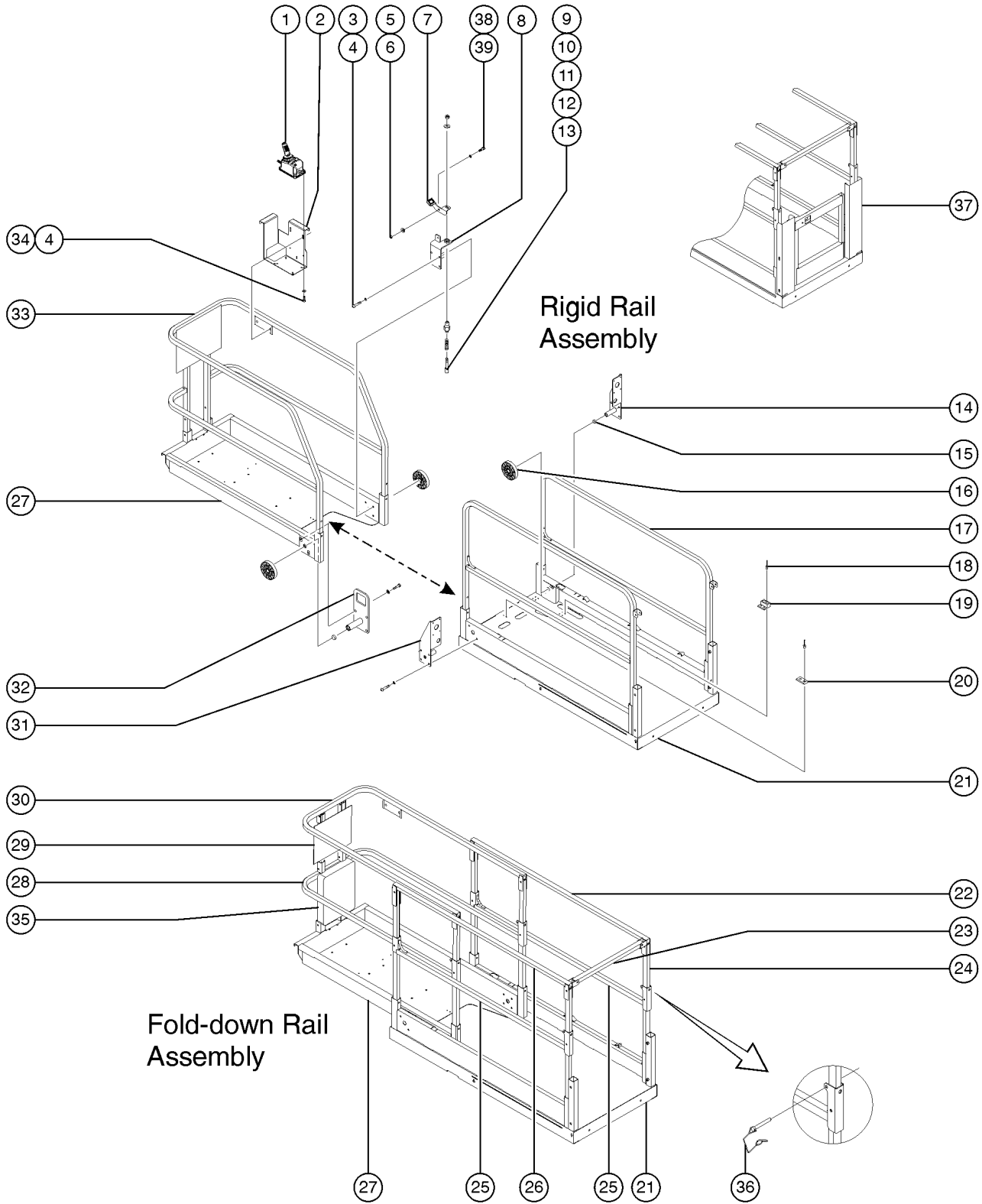


402.1 Plattform Components, GS-1532
 (continued)

Item	Part No.	Description	Qty.
30B	96848	WELDMENT,EXT RAIL,UPPER***1 <i>(decals not included, refer to section one)</i>	
31	96246	WELDMENT,ROLLER BRACKET,LT***1	
--	21279	BUTTON, .800 O.D. X .281	
32A	84586	LANYARD ROLLER BRKT ASSY W/DEC.....1	
32B	96200	WLDMT, LANYARD ROLLER BRKT1 <i>(decals not included, refer to section one)</i>	
33A	231112	FIXED RAILS ASSY,GS30,ANSI.....1 <i>(North America)</i>	
33B	231611	FIXED RAILS ASSY,GS30,AUSTRAL.....1 <i>(Australia)</i>	
33C	97132	FIXED RAILS ASSY, GS30 SYMBOL <i>(Asia, Europe and South America)</i>	
33D	96847	WELDMENT,EXT SIDERAIL ***1 <i>(decals not included, refer to section one)</i>	
34	8255	SCREW,HHC,3/8-16 X .75	
35A	24514	BOX,INSTRUCTION STORAGE.....1 <i>(CE)</i>	
35B	44743	MANUAL BOX W/DECALS***1 <i>(ANSI/CSA)</i>	
36	66030	PIN, WIRE LOCK 3/8 X 2 -1/2.....4	
--	78022	LANYARD,BLACK NYLON,TYPE 1*** <i>(CE & Australia models)</i>	
37		Ref. SWING GATE ASSEMBLY <i>(refer to 405.1)</i>	
38	47227	SCREW,SHS,5/16-18 X .25.....1	
39	12013	SHIM,.375 X .063.....1	

This Page Intentionally Left Blank

403.1 Platform Components, GS-1930



Rigid Rail Assembly

Fold-down Rail Assembly



403.1 Platform Components, GS-1930

Item	Part No.	Description	Qty.	Item	Part No.	Description	Qty.
1		Ref. Platform Control Box <i>(refer to 407.1 or 408.1)</i>		21B	231107	PLAT MAIN DECK ASSY,1930 AU.....1	
2		Ref. Platform Control Box Mount Bracket <i>(refer to 407.1 or 408.1)</i>				GS-1930 (Australia) (includes items 18, 19 & 20)	
3	5224	SCREW,HHC,3/8-16 X 2		--	47098	TAPE,NON-SKID,DIE CUT,4"X 40"	
4	6021	WASHER,LOCK,.375		--	47231	TAPE,NON-SKID,DIE CUT,4"X 16"	
5	6002	NUT,LP NYLOCK,5/16-18		21C	97122	PLAT MAIN DECK ASSY,1930 SMBL.....1	
6	47222	WASHER,SHOULDER,NYLON.....1				GS-1930 (Asia and South America) <i>(includes items 18, 19 & 20)</i>	
7	46260	FOOTPEDAL W/NON-SKID TAPE,GS.....1		--	47098	TAPE,NON-SKID,DIE CUT,4"X 40"	
--	47166	BRACKET,FOOT PEDAL <i>(does not include non-skid tape)</i>		--	47231	TAPE,NON-SKID,DIE CUT,4"X 16"	
--	47225	TAPE,NON-SKID,DIE CUT,1.38X1.5		21D	231108	PLAT MAIN DECK ASSY,1930 CE.....1	
8	96413	WLDMT,LOCKING ROLLER SUPPORT.....1				GS-1930 (Europe) (includes items 18, 19, & 20)	
9	39470	PIN, LOCK.....1		--	47098	TAPE,NON-SKID,DIE CUT,4"X 40"	
10	39469	SPRING,COMPRESSION.485 X1.75**.....1		--	47231	TAPE,NON-SKID,DIE CUT,4"X 16"	
11	41630	HOUSING,LOCK PIN.....1		21E	1259719	WLDMNT,PLATFORM, MINI, GS30.....1	
12	6097	WASHER,FLAT,USS,3/8",Y				<i>replaced 96275 from SN 110000 (weldment only; decals not included, refer to section one)</i>	
13	7713	NUT,LP NYLOCK,3/8-16		22	66890	WLDMT, MAIN SIDERAIL, UPPER,RT.....1	
14A	84587	ROLLER BRACKET ASSY, GRND CNTR.....1		--	78038	CAP, TUBE, SQ,1.25 X .083	
		<i>(ground controls side)</i>		23	66886	ENTRY SWING TUBE.....1	
14B	96247	WELDMENT,ROLLER BRACKET,RT***.....1		24	66485	TUBE, VERT, FOLDING.....6	
		<i>(decals not included, refer to section one)</i>		25	97041	MAIN RAIL, FOLDING, GS30.....2	
15	21279	BUTTON, .800 O.D. X .281.....3		--	78038	CAP, TUBE, SQ,1.25 X .083	
16	47163	ROLLER,PLATFORM EXTENSION.....4		26	66889	WLDMT, MAIN SIDERAIL,UPPER,LFT.....1	
17	97034	GS30 RIDGID MAIN SIDE SQ RAIL.....2		--	78038	CAP, TUBE, SQ,1.25 X .083	
18	39579	RIVET,STL,STL,.188 X .45.....20		--	39474	WEAR PAD,PLATFORM.....1	
19	39310	WEAR/GUIDE PAD MAIN PLATFORM.....4		--	47374	TAPE,NON-SKID,DIE CUT,4"X 32".....3	
20	39474	WEAR PAD,PLATFORM.....2		--	T113787	RIVET,ALUM,STL,.188 X .250.....2 <i>for 39474</i>	
21A	97119	PLAT MAIN DECK ASSY,1930 ANSI.....1		27A	97123	PLAT EXT DECK ASSY,GS30.....1	
		<i>GS-1930 (North America) (includes items 18, 19 & 20)</i>		27B	96335	WELDMENT, EXT PLATFORM.....1	
--	47098	TAPE,NON-SKID,DIE CUT,4"X 40"				<i>(decals not included, refer to section one)</i>	
--	47231	TAPE,NON-SKID,DIE CUT,4"X 16"		28	96336	WLDMT, EXT DECK LWR RAIL.....1	
						<i>(fold down)</i>	
				--	78038	CAP, TUBE, SQ,1.25 X .083	

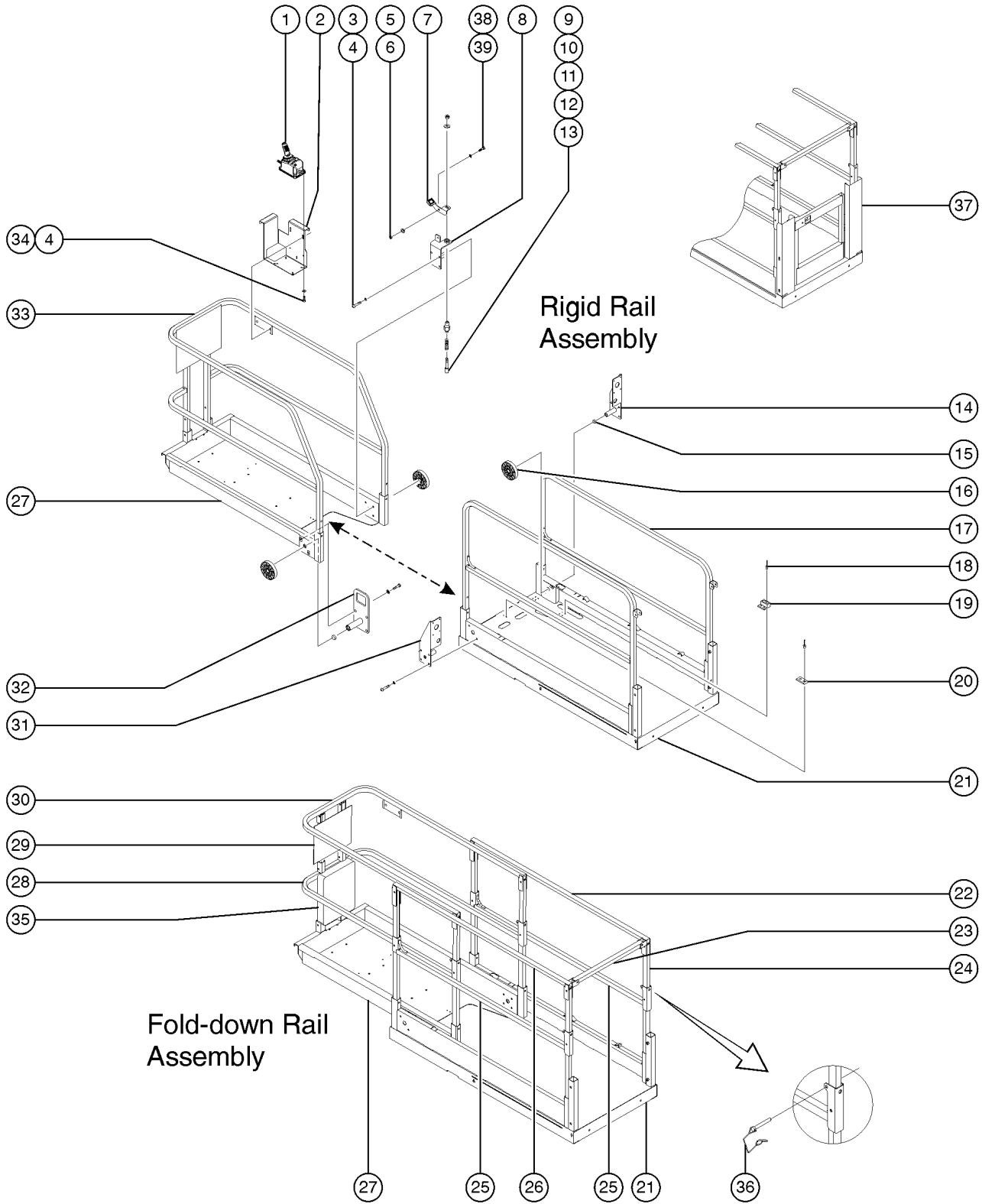


403.1 Plattform Components, GS-1930 (continued)

Item	Part No.	Description	Qty.
29A	231111	DECAL PLATE ASSY,GS30,ANSI.....1 (North America)	1
29B	231610	DECAL PLATE ASSY,GS30,AUSTRAL.....1	1
29C	84590	DECAL PLATE ASSY W/SYM DECALS.....1	1
29D	96849	WLDMT,DECAL PLATE, GS30/32....1 (decals not included, refer to section one)	1
--	78038	CAP, TUBE, SQ,1.25 X .083	
30A	97213	EXT RAIL ASSY, UPPER, GS30.....1	1
30B	96848	WELDMENT,EXT RAIL,UPPER***1 (decals not included, refer to section one)	1
31	96246	WELDMENT,ROLLER BRACKET,LT***1	1
--	21279	BUTTON, .800 O.D. X .281	
32A	84586	LANYARD ROLLER BRKT ASSY W/DEC.....1	1
32B	96200	WLDMT, LANYARD ROLLER BRKT.....1 (decals not included, refer to section one)	1
33A	231112	FIXED RAILS ASSY,GS30,ANSI.....1 (North America)	1
33B	231611	FIXED RAILS ASSY,GS30,AUSTRAL.....1	1
33C	97132	FIXED RAILS ASSY, GS30 SYMBOL.....1	1
33D	96847	WELDMENT,EXT SIDERAIL ***1 (decals not included, refer to section one)	1
34	8255	SCREW,HHC,3/8-16 X .75	
35A	44743	MANUAL BOX W/DECALS***1 (ANSI/CSA)	1
35B	24514	BOX,INSTRUCTION STORAGE.....1 (CE)	1
36	66030	PIN, WIRE LOCK 3/8 X 2 -1/2.....4	4
--	78022	LANYARD,BLACK NYLON,TYPE 1*** (CE & Australia models)	
37		Ref. SWING GATE ASSEMBLY (refer to 405.1)	
38	47227	SCREW,SHS,5/16-18 X .25.....1	1
39	12013	SHIM,.375 X .063.....1	1

This Page Intentionally Left Blank

404.1 Platform Components, GS-1932



404.1 Platform Components, GS-1932

Item	Part No.	Description	Qty.	Item	Part No.	Description	Qty.
1		Ref. Platform Control Box <i>(refer to 407.1 or 408.1)</i>		--	47231	TAPE, NON-SKID, DIE CUT, 4" X 16".....	2
2		Ref. Platform Control Box Mount Bracket <i>(refer to 407.1 or 408.1)</i>		21B	231110	PLAT MAIN DECK ASSY, 1932 CE.....	1
3	5224	SCREW, HHC, 3/8-16 X 2				GS-1932 (Europe) (includes items 18, 19 & 20)	
4	6021	WASHER, LOCK, .375		--	47098	TAPE, NON-SKID, DIE CUT, 4" X 40".....	4
5	6002	NUT, LP NYLOCK, 5/16-18		--	47231	TAPE, NON-SKID, DIE CUT, 4" X 16".....	2
6	47222	WASHER, SHOULDER, NYLON.....	1	21C	96275	WELDMENT, PLATFORM, MAIN to SN 109999 (weldment only, decals not included, refer to section one)	
7	46260	FOOTPEDAL W/NON-SKID TAPE, GS.....	1	21D	1259719	WLDMNT, PLATFORM, MINI, GS30 from SN 110000 (weldment only, decals not included, refer to section one)	
--	47166	BRACKET, FOOT PEDAL <i>(does not include non-skid tape)</i>		22	66890	WLDMT, MAIN SIDERAIL, UPPER, RT.....	1
--	47225	TAPE, NON-SKID, DIE CUT, 1.38 X 1.5		--	78038	CAP, TUBE, SQ, 1.25 X .083	
8	96413	WLDMT, LOCKING ROLLER SUPPORT.....	1	23	66886	ENTRY SWING TUBE.....	1
9	39470	PIN, LOCK.....	1	24	66485	TUBE, VERT, FOLDING.....	6
10	39469	SPRING, COMPRESSION. 485 X 1.75**.....	1	25	97041	MAIN RAIL, FOLDING, GS30.....	2
11	41630	HOUSING, LOCK PIN.....	1	--	78038	CAP, TUBE, SQ, 1.25 X .083	
12	6097	WASHER, FLAT, USS, 3/8", Y		26	66889	WLDMT, MAIN SIDERAIL, UPPER, LFT.....	1
13	7713	NUT, LP NYLOCK, 3/8-16		--	78038	CAP, TUBE, SQ, 1.25 X .083	
14A	84587	ROLLER BRACKET ASSY, GRND CNTR.....	1	--	39474	WEAR PAD, PLATFORM.....	1
		<i>(ground controls side)</i>		--	47374	TAPE, NON-SKID, DIE CUT, 4" X 32".....	3
14B	96247	WELDMENT, ROLLER BRACKET, RT***.....	1	--	T113787	RIVET, ALUM, STL, .188 X .250.....	2
		<i>(decals not included, refer to section one)</i>				<i>for 39474</i>	
15	21279	BUTTON, .800 O.D. X .281.....	3	27A	97123	PLAT EXT DECK ASSY, GS30.....	1
16	47163	ROLLER, PLATFORM EXTENSION.....	4	27B	96335	WELDMENT, EXT PLATFORM.....	1
17	97034	GS30 RIDGID MAIN SIDE SQ RAIL.....	2			<i>(decals not included, refer to section one)</i>	
18	39579	RIVET, STL, STL, .188 X .45.....	20	28	96336	WLDMT, EXT DECK LWR RAIL.....	1
19	39310	WEAR/GUIDE PAD MAIN PLATFORM.....	4			<i>(fold down)</i>	
20	39474	WEAR PAD, PLATFORM.....	2	--	78038	CAP, TUBE, SQ, 1.25 X .083	
21A	231109	PLAT MAIN DECK ASSY, 1932 AU.....	1	29A	231111	DECAL PLATE ASSY, GS30, ANSI....	1
		GS-1932 (Australia) (includes items 18, 19 & 20)				<i>(North America)</i>	
--	47098	TAPE, NON-SKID, DIE CUT, 4" X 40".....	4	29B	231610	DECAL PLATE ASSY, GS30, AUSTRAL.....	1
						<i>(Australia)</i>	
				29C	84590	DECAL PLATE ASSY W/SYM DECALS.....	1
						<i>(Asia, Europe and South America)</i>	

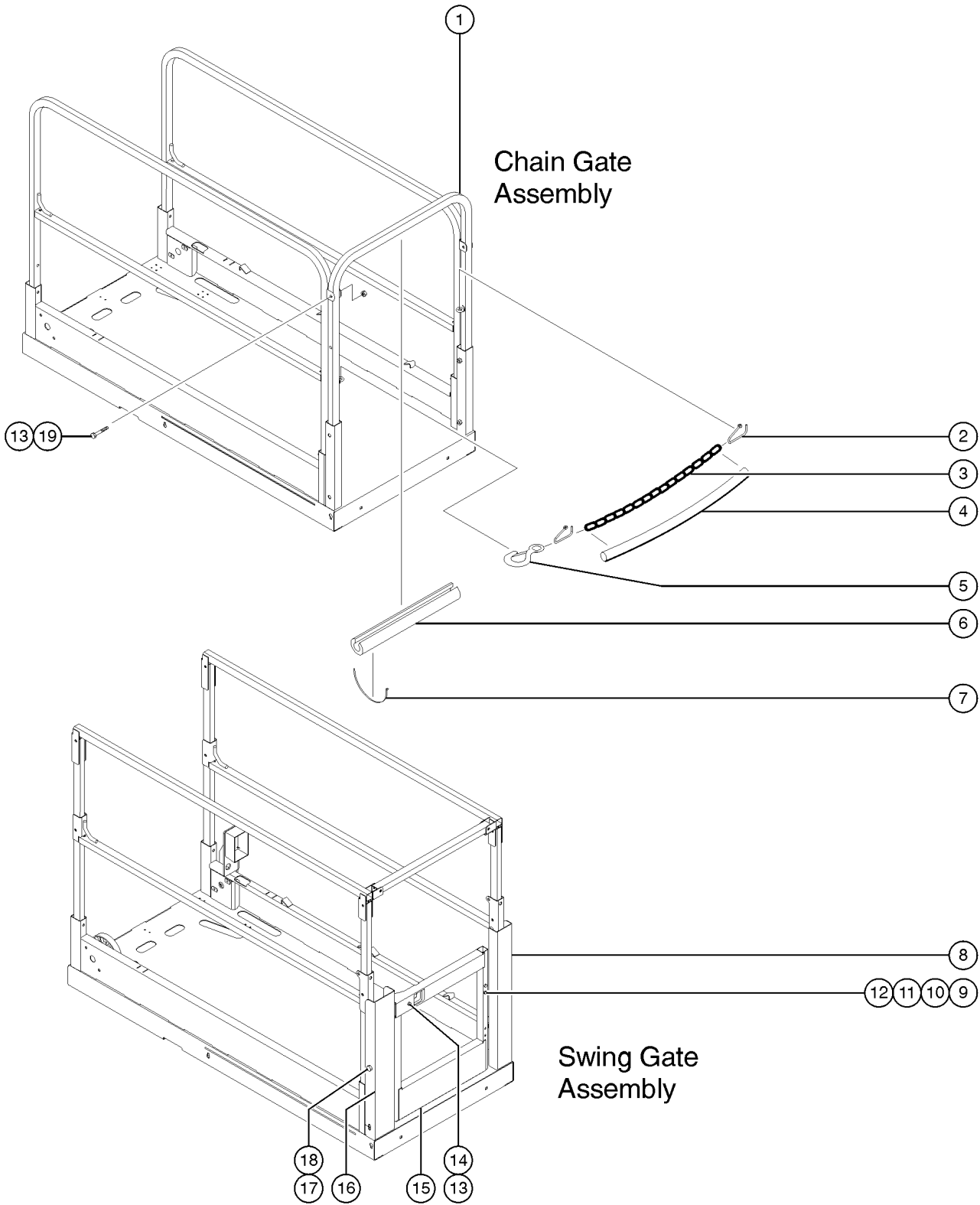


404.1 Platform Components, GS-1932 (continued)

Item	Part No.	Description	Qty.
29D	96849	WLDMT,DECAL PLATE, GS30/32....1 <i>(decals not included, refer to section one)</i>	
--	78038	CAP,TUBE, SQ,1.25 X .083	
30A	97213	EXT RAIL ASSY, UPPER, GS30....1	
30B	96848	WELDMENT,EXT RAIL,UPPER***1 <i>(decals not included, refer to section one)</i>	
31	96246	WELDMENT,ROLLER BRACKET,LT***1	
--	21279	BUTTON, .800 O.D. X .281	
32A	84586	LANYARD ROLLER BRKT ASSY W/DEC.....1	
32B	96200	WLDMT, LANYARD ROLLER BRKT1 <i>(decals not included, refer to section one)</i>	
33A	231112	FIXED RAILS ASSY,GS30,ANSI.....1 <i>(North America)</i>	
33B	231611	FIXED RAILS ASSY,GS30,AUSTRAL.....1 <i>(Australia)</i>	
33C	97132	FIXED RAILS ASSY, GS30 SYMBOL.....1 <i>(Asia, Europe and South America)</i>	
33D	96847	WELDMENT,EXT SIDERAIL***.....1 <i>(decals not included, refer to section one)</i>	
34	8255	SCREW,HHC,3/8-16 X .75	
--	24514	BOX,INSTRUCTION STORAGE.....1 <i>manual box only; no decals (CE market will also need 82487))</i>	
35A	44743	MANUAL BOX W/DECALS***1 <i>(ANSI/CSA)</i>	
36	66030	PIN, WIRE LOCK 3/8 X 2 -1/2.....4	
--	78022	LANYARD,BLACK NYLON,TYPE 1*** <i>(CE & Australia models)</i>	
37		Ref. SWING GATE ASSEMBLY <i>(refer to 405.1)</i>	
38	47227	SCREW,SHS,5/16-18 X .25.....1	
39	12013	SHIM,.375 X .063.....1	

This Page Intentionally Left Blank

405.1 Platform Gates, GS-1530/1532/1930/1932

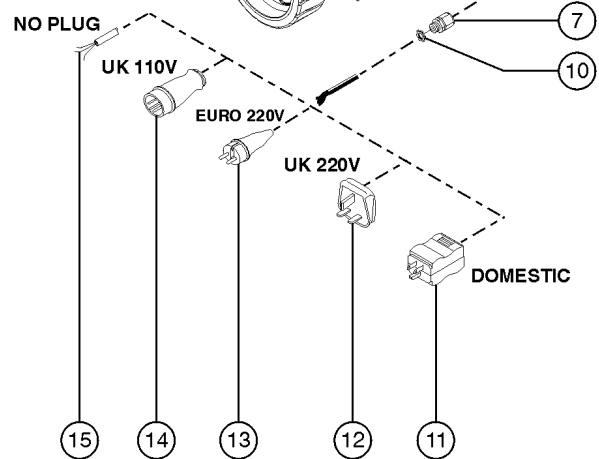
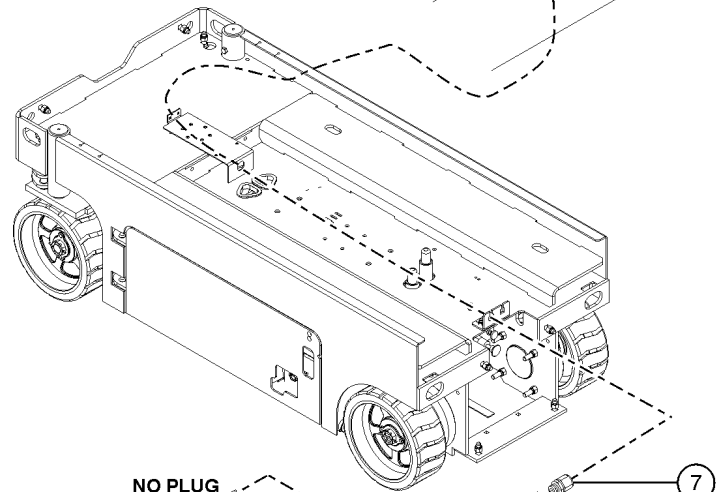
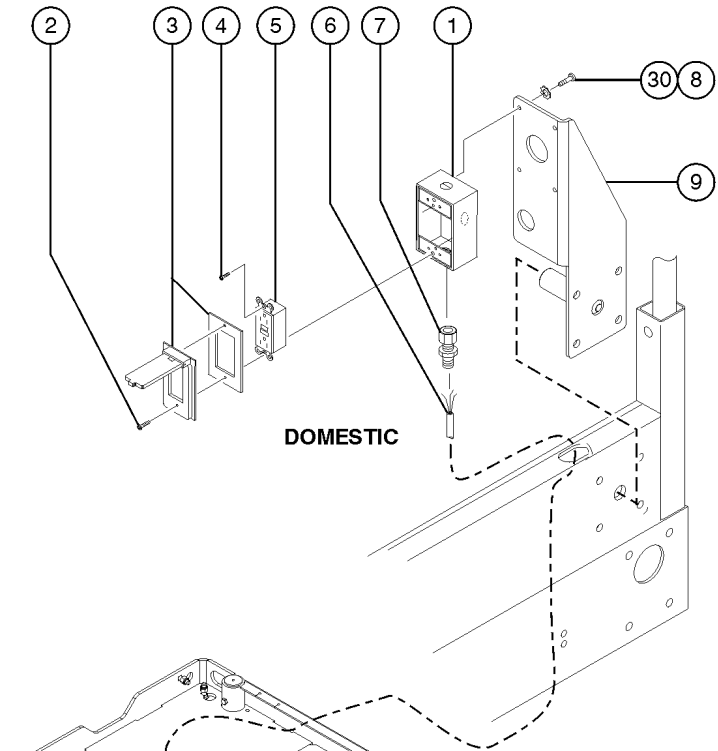
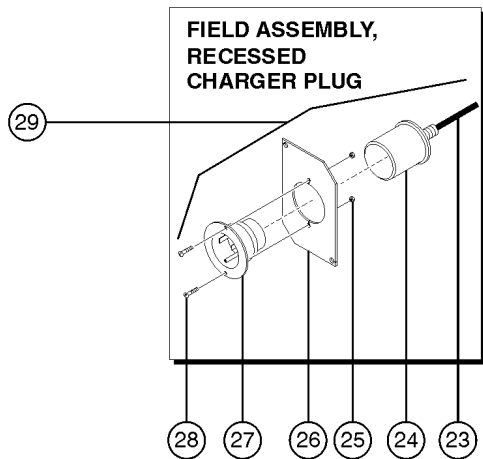
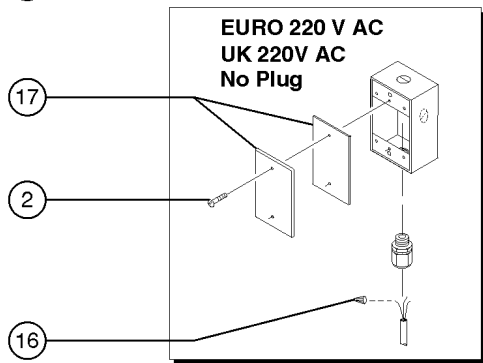
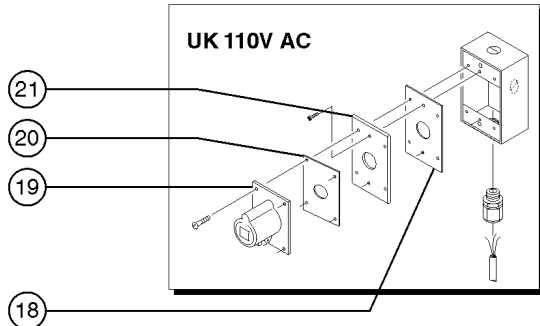
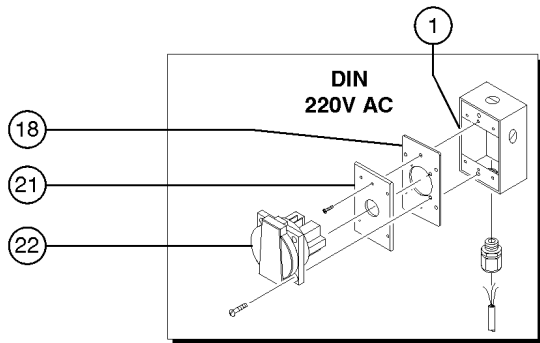


405.1 Platform Gates, GS-1530/1532/1930/1932

Item	Part No.	Description	Qty.	Item	Part No.	Description	Qty.
--	144175	KIT,MINI FULL HT,ANSI GATE (ANSI and CSA models) (includes instructions)		--	47598	WEATHERSTRIP,SWING GATE.....18-inches (for use with items 15A through 15G)	
1	97280	CHAIN GATE KIT,GS30 (includes items 2 through 7)		--	66551	WELDMENT, HALF GATE (decals not included, see section one) (for use with items 15A through 15G)	
--	78029	END RAIL,SWING GATE,RIGID		15D	231177	SWING GATE ASSY,GS1530 CE.....1 (GS-1530 CE models)	
--	97105	PLAT ENTRY ASSY,RIGID GS30.....1 (includes items 6 & 7)		--	66551	WELDMENT, HALF GATE.....1 (decals not included, see section one) (for use with items 15A through 15G)	
2	96163	LINK, OPEN-END.....2		15E	231178	SWING GATE ASSY,GS1532 CE (GS-1532 CE models)	
3	39509	CHAIN,3/16,OPEN LINK 22.5".....1		--	66551	WELDMENT, HALF GATE (decals not included, see section one) (for use with items 15A through 15G)	
4	47224	TUBING,PVC,1",BLACK***.....21		15F	231179	SWING GATE ASSY,GS1930 CE (GS-1930 CE models)	
5	39510	RIGID EYE SNAP.....1		--	66551	WELDMENT, HALF GATE (decals not included, see section one) (for use with items 15A through 15G)	
6	47188	FOAM,CLOSED CELL 1.75X.250X18".....1		15G	231180	SWING GATE ASSY,GS1932 CE (GS-1932 CE models)	
7	28443	CABLE TIE,11.5" BLACK		--	66551	WELDMENT, HALF GATE (decals not included, see section one) (for use with items 15A through 15G)	
8	66883	FORMING, HALF GATE HINGE.....1		15H	65990-S	KIT,GATE LATCH.....1 (includes items 13, 14, the spring, 22446, and the latch, 66544) (for use with items 15A through 15G)	
9	4266	SCREW,HHC,1/4-20 X 2		--	22446	SPRING,COMPRESSION .835 X 2.....1 (for use with items 15A through 15G)	
10	6638	WASHER,FLAT,USS,1/4"Y		--	66544	LATCH HANDLE (for use with items 15A through 15G)	
11	6091	NUT,NYLOCK,1/4-20		16	66903-S	WLDMT, FORMING, HALFGATE CATCH.....1	
12	104804	HINGE, SPRING, LONG LEG.....2		17	8178	SCREW,HHC,3/8-16 X 2.5	
13	5224	SCREW,HHC,3/8-16 X 2		18	5397	WASHER,FLAT,USS,5/16",Y	
14	4828	NUT,NYLOCK,3/8-16		19	7713	NUT,LP NYLOCK,3/8-16	
15A	97110	SWING GATE ASSY,GS30/32** (GS-1530 & GS 1930 ANSI and CSA models)					
--	47598	WEATHERSTRIP,SWING GATE.....18-inches (for use with items 15A through 15G)					
--	66551	WELDMENT, HALF GATE.....1 (decals not included, see section one) (for use with items 15A through 15G)					
15B	231175	SWING GATE ASSY,1530/1930 AUS.....1 (GS-1530 & GS-1930 Australia models)					
--	47598	WEATHERSTRIP,SWING GATE.....18-inches (for use with items 15A through 15G)					
--	66551	WELDMENT, HALF GATE.....1 (decals not included, see section one) (for use with items 15A through 15G)					
15C	231176	SWING GATE ASSY,1532/1932 AUS (GS-1532 & GS-1932 Australia models)					



406.1 Power to Platform

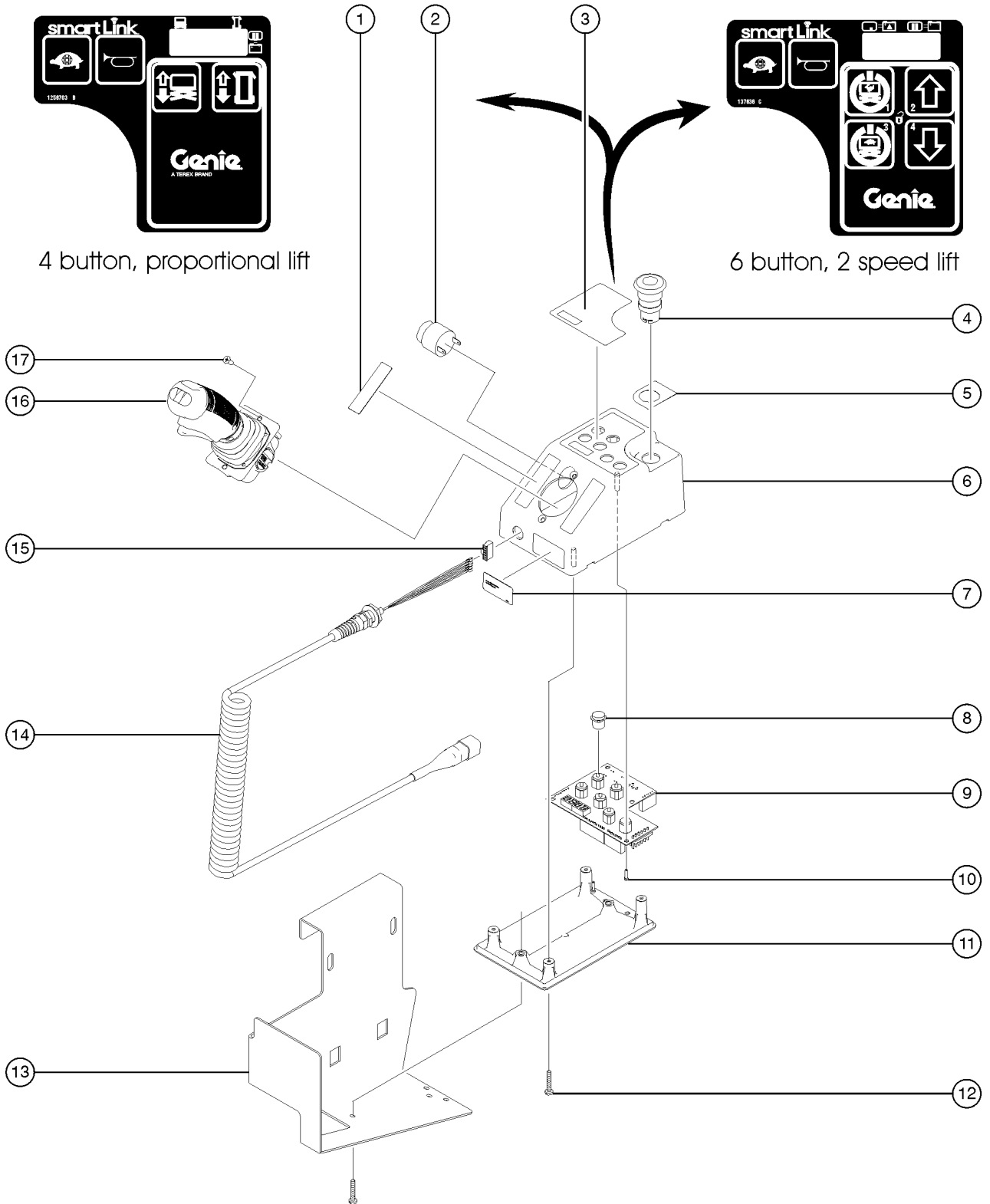


406.1 Power to Platform

Item	Part No.	Description	Qty.	Item	Part No.	Description	Qty.
--	33724	KIT,GASKET,UK POWER TO PLAT. <i>(includes 1 each, items 18 and 20)</i>		24	105118	GASKET,(BOOT) FLANGE INLET PLG.....	1
1	10775	T-BOX,2.75 X 4.5 X 2.0.....	1	25	18605	NUT,NYLOCK,8-32.....	2
2	7127	SCREW,PHILLIPS,PHM,6-32 X .75		26	105483-S	PLATE,AC ADAPTER(ANSI/CSA)....	1
3	74006	COVER,GFCI,HORIZONTAL,WEATHER.1 <i>(ANSI and CSA models) (includes gasket and mounting fasteners)</i>	1	--	6091	NUT,NYLOCK,1/4-20.....	2
4	45546	SCREW,RHM,6-32 X .5		--	6878	BOLT,CARRIAGE,1/4-20 X .75,G2.....	2
5	13585	OUTLET,110V GFCI***.....	1			<i>not included</i>	
6A	43956	WIRE CABLE,14/3 CON.TPE JKT*.....228-inches GS-1530, GS-1532		27	105117	PLUG,FLG INLET,15A/125V,2PWGD.....	1
6B	43956	WIRE CABLE,14/3 CON.TPE JKT*.....288-inches GS-1930, GS-1932		28	55906	SCREW,PHILLIPS,PHM,8-32 X .5...2	
7	7056	CONN,SQUEEZE,1/2NPT .38-.50,SM.....	1	29	105448	FIELD ASSY,REC.CHARGER PLUG.....	1
8	57075	SCREW,PHIL,8-32X.50,SELF TAP				<i>(includes items 23-28)</i>	
9		Ref. ROLLER BRACKET <i>(refer to 401.1 through 404.1)</i>		30	44936	WASHER,STAR,EXTERNAL,#8.....	4
10	6935	LOCKNUT,ELEC,1/2".....	1				
11	6595	PLUG,ELECTRICAL,DOMESTIC.....	1				
12	25388	PLUG,FUSED,250V,13AMP,U.K.**					
13	6666	PLUG,ELECTRICAL,220/50,NOVON					
14	144161	PLUG,PWR,UK,16AMP,3PIN,BLK					
15	105117	PLUG,FLG INLET,15A/125V,2PWGD					
--	105118	GASKET,(BOOT) FLANGE INLET PLG					
16	6626	WIRE CAP,ORANGE.....	1				
17	10777	COVER,BLANK.....	1				
18	66355	GASKET, UK & DIN PWR. TO PLAT.....	1				
		<i>(2.9 x 2.9 inches)</i>					
19	T112563	SVC KIT,UK RECEPT.REPLACEMENT.....	1				
20	66356	GASKET, UK RECEPTACLE.....	1				
		<i>(2.9 x 2.9 inches)</i>					
21A	105483-S	PLATE,AC ADAPTER(ANSI/CSA) <i>(ANSI/CSA)</i>					
21B	96236	PLATE,AC ADAPTER,DIN/UK***					
21C	105090	PLATE, AC ADAPTER(AUS)					
22	66353	RECEPTACLE, DIN, 220V 50A.....	1				
23	48282	POWER CORD, IEC 320 BLANK.....	1				



407.1 Platform Controls, 6 Button (2 Speed Lift)

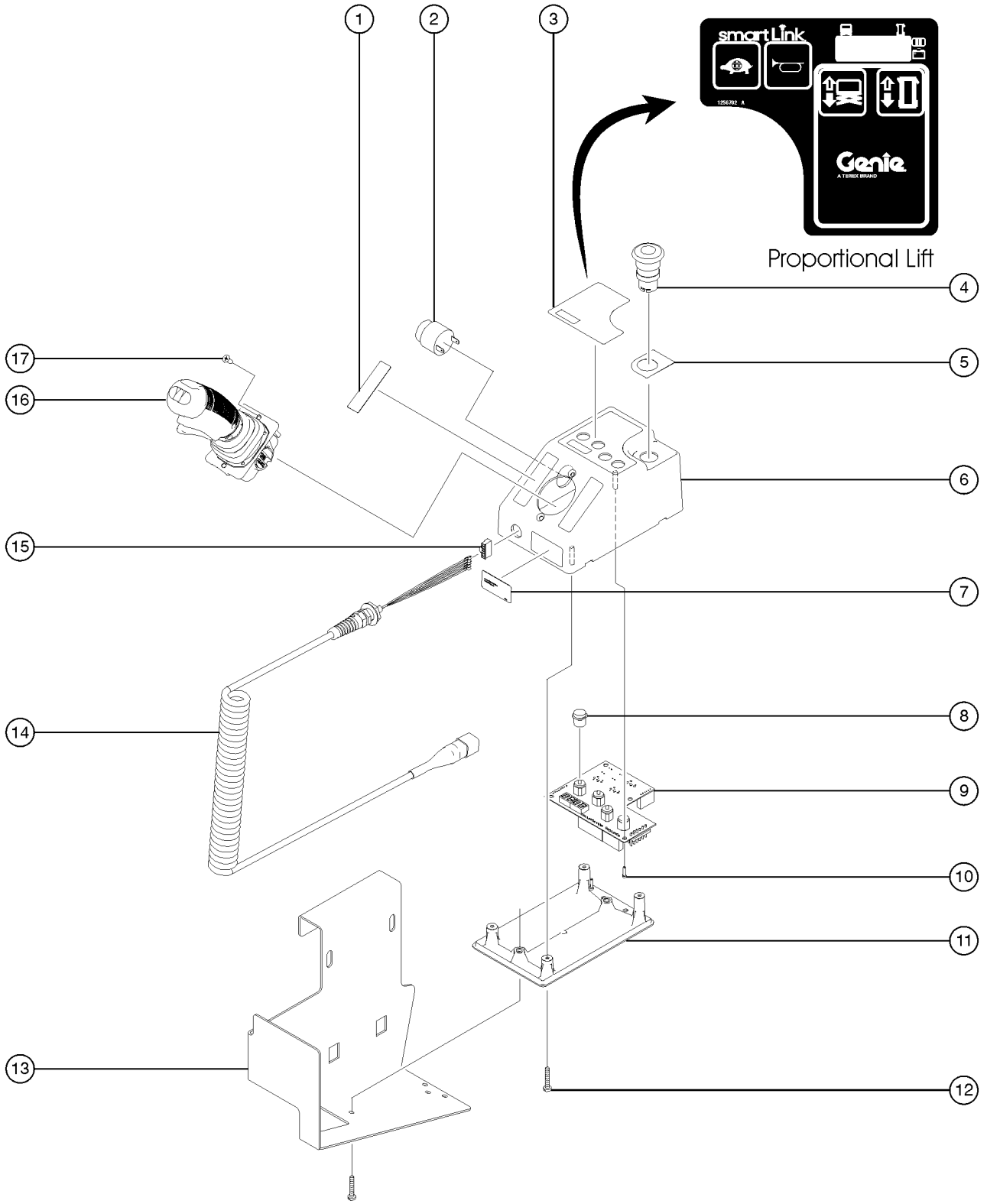


407.1 Platform Controls, 6 Button (2 Speed Lift)

Item	Part No.	Description	Qty.	Item	Part No.	Description	Qty.
A	1258332	KIT, SL PROP UPGRD, ANSI, GS30 <i>(For 2 speed to proportional lift conversion. Software upgrade is required and available on-line or refer to 408.1 for USB flash drive) to SN GS3014A-134999 and to SN GS3014C-16999</i>		3B	1256703	DECAL, STD, PROP LIFT, UI, SVC.....1 <i>(units converted from 6 button, 2 speed lift to 4 button, proportional controller) (not shown)</i>	1
B	1258333	KIT, SL PROP UPGRD, AUS, GS30 <i>(For 2 speed to proportional lift conversion. Software upgrade is required and available on-line or refer to 408.1 for USB flash drive) to SN GS3014A-134999 and to SN GS3014C-16999</i>		4	66812	BUTTON,PUSH,RED MUSHROOM HEAD.....1	1
C	1258334	KIT, SL PROP UPGRD, CE, GS <i>(For 2 speed to proportional lift conversion. Software upgrade is required and available on-line or refer to 408.1 for USB flash drive) to SN GS3014A-134999 and to SN GS3014C-16999</i>		--	66817	BASE WITH 1 NC CONTACT, E-STOP	
D	1258515	KIT, SL PROP UPGRD, ANSI SYM, GS <i>(For 2 speed to proportional lift conversion. Software upgrade is required and available on-line or refer to 408.1 for USB flash drive) to SN GS3014A-134999 and to SN GS3014C-16999</i>		5	137605	DECAL,E-STOP,GR/GRC/GS PCON.....1	1
E	137633	PCON, GR/GRC/GS <i>(models with 6 button, 2 speed controller) (complete platform control box with coil cord, bracket not included) to SN GS3014A-134999 and to SN GS3014C-16999</i>		6	T106368	ENCLOSURE, GC14-1, TOP.....1	1
--	219205	FLASH DRIVE,SL1K1.0 SOFTWARE <i>(models with 6 button, 2 speed controller) (complete platform control box with coil cord, bracket not included) to SN GS3014A-134999 and to SN GS3014C-16999</i>		7	137642	LABEL, GR/GRC/GS PCON.....1	1
F	137587	HARNESS, ESTOP, GR/GRC/GS PCON		8	T106373	CAP,BUTTON,K12.....6	6
1	137656	DECAL,PROPEL,GR/GRC/GS,PCON.1	1	9	137522	PCBA, GC14-1.....1	1
2	39540	ALARM,STEADY TONE***1	1	10	137637	SCREW,PHM,4-20X.5, 48-2 TRI-L	
3A	137636	UI, GR/GRC/GS PCON DECAL.....1 <i>(models with 6 button, 2 speed controller) to SN GS3014A-134999 and to SN GS3014C-16999</i>	1	11	T106370	ENCLOSURE,GC14-1/GC16-1, BOT.....1	1
				12	137640	SCREW,PHM,8-16X.75, 48-2 TRI-L	
				13	231331	PLAT CONTROL BRKT ASSY,GS MINI.....1 <i>USA, Canada, Australia</i>	1
				--	T114397	FORMING,PLAT CONTROL BOX <i>Europe, Asia and S. America</i>	
				14	235464	KIT,COIL CORD,CONTRLR,SL1000.....1 <i>includes item 15</i>	1
				15	137699	PLUG, 6POS ECO PWR.....1	1
				16		Ref., JOYSTICK.....1 <i>refer to 409.1</i>	1
				17	229845	SCREW,BHSCS,M5X10,SS <i>apply Loctite 243 or equivalent before installation</i>	



408.1 Platform Controls, 4 Button (Proportional Lift)

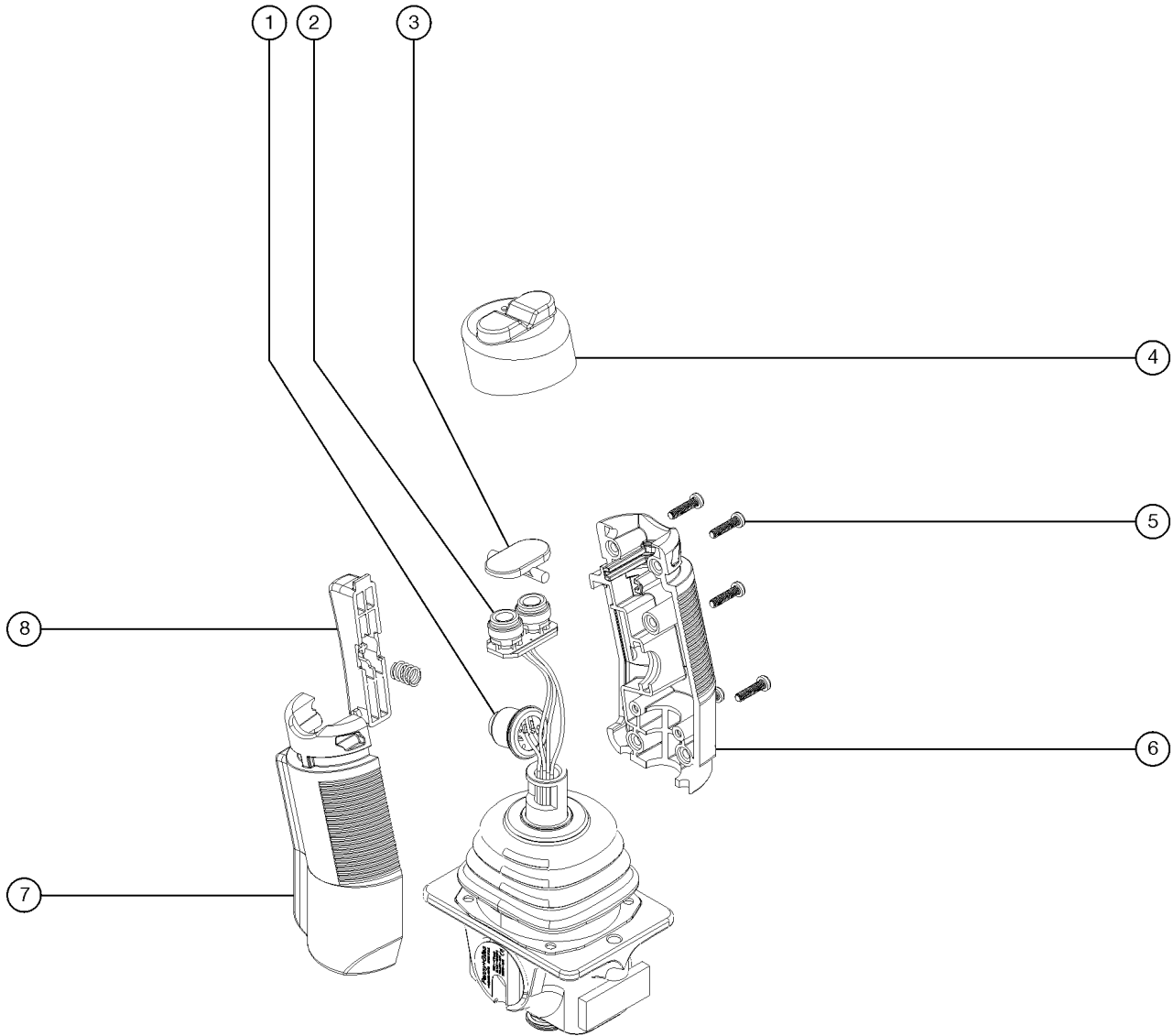


408.1 Platform Controls, 4 Button (Proportional Lift)

Item	Part No.	Description	Qty.	Item	Part No.	Description	Qty.
A	1256727	PCON,STD,PROP LIFT,GR/GS.....1 <i>(complete platform control box with coil cord, bracket not included) from SN GS3014A-135000 and from SN GS3014C-17000</i>	1	17	229845	SCREW,BHSCS,M5X10,SS <i>apply Loctite 243 or equivalent before installation</i>	
--	1258731	FLASH DRIVE,SL1K2.0 SOFTWARE <i>(For proportional lift or upgrade kits only. Software update available on-line. Flash drive sold separately.)</i>					
--	137587	HARNES, ESTOP, GR/GRC/GS PCON					
1	137656	DECAL,PROPEL,GR/GRC/GS,PCON.1					
2	39540	ALARM,STEADY TONE***1					
3A	1256702	DECAL, UI, GS/GR, PROP LIFT.....1 <i>(models with 4 button, proportional controller)</i>					
3B	-	REF:DECAL,STD,PROP LIFT,UI,SVC.....1 <i>(units converted from 6 button, 2 speed lift to 4 button, proportional controller, refer to 407.1)</i>					
4	66812	BUTTON,PUSH,RED MUSHROOM HEAD.....1					
--	66817	BASE WITH 1 NC CONTACT, E-STOP					
5	137605	DECAL,E-STOP,GR/GRC/GS PCON.....1					
6	1256656	ENCLOSURE,STD 4-BUTTON,TOP					
7		<i>(component no longer available)</i>					
8	T106373	CAP,BUTTON,K12.....6					
9	1256725	PCBA,PCON STD,PROP LIFT.....1					
10	137637	SCREW,PHM,4-20X.5, 48-2 TRI-L					
11	T106370	ENCLOSURE,GC14-1/GC16-1, BOT1					
12	137640	SCREW,PHM,8-16X.75, 48-2 TRI-L					
13	231331	PLAT CONTROL BRKT ASSY,GS MINI.....1 <i>USA, Canada, Australia</i>					
--	T114397	FORMING,PLAT CONTROL BOX <i>Europe, Asia and S. America</i>					
14	235464	KIT,COIL CORD,CONTRLR,SL1000.....1 <i>includes item 15</i>					
15	137699	PLUG, 6POS ECO PWR.....1					
16	-	Ref., JOYSTICK.....1 <i>refer to 409.1</i>					



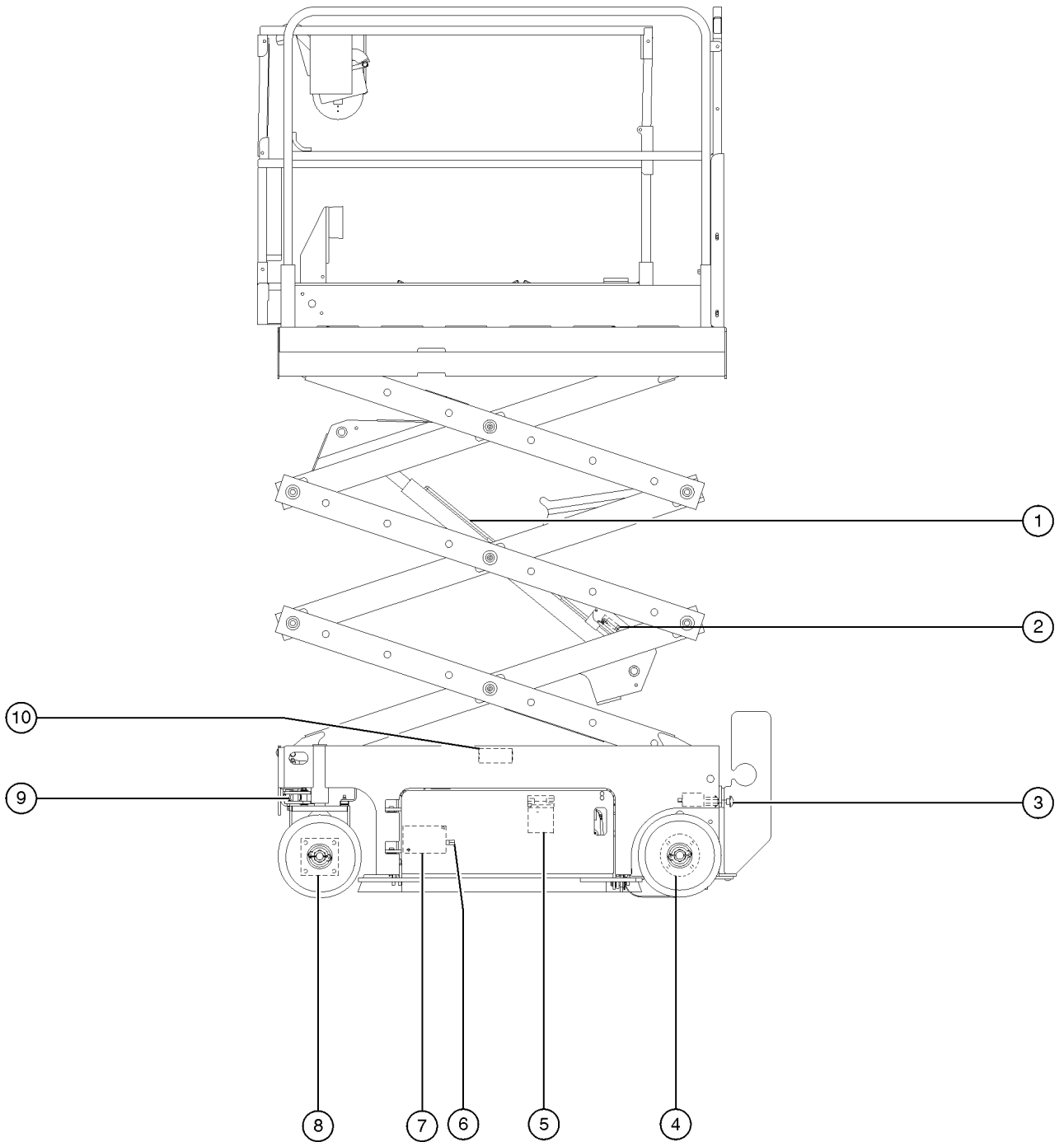
409.1 Joystick Controller



409.1 Joystick Controller

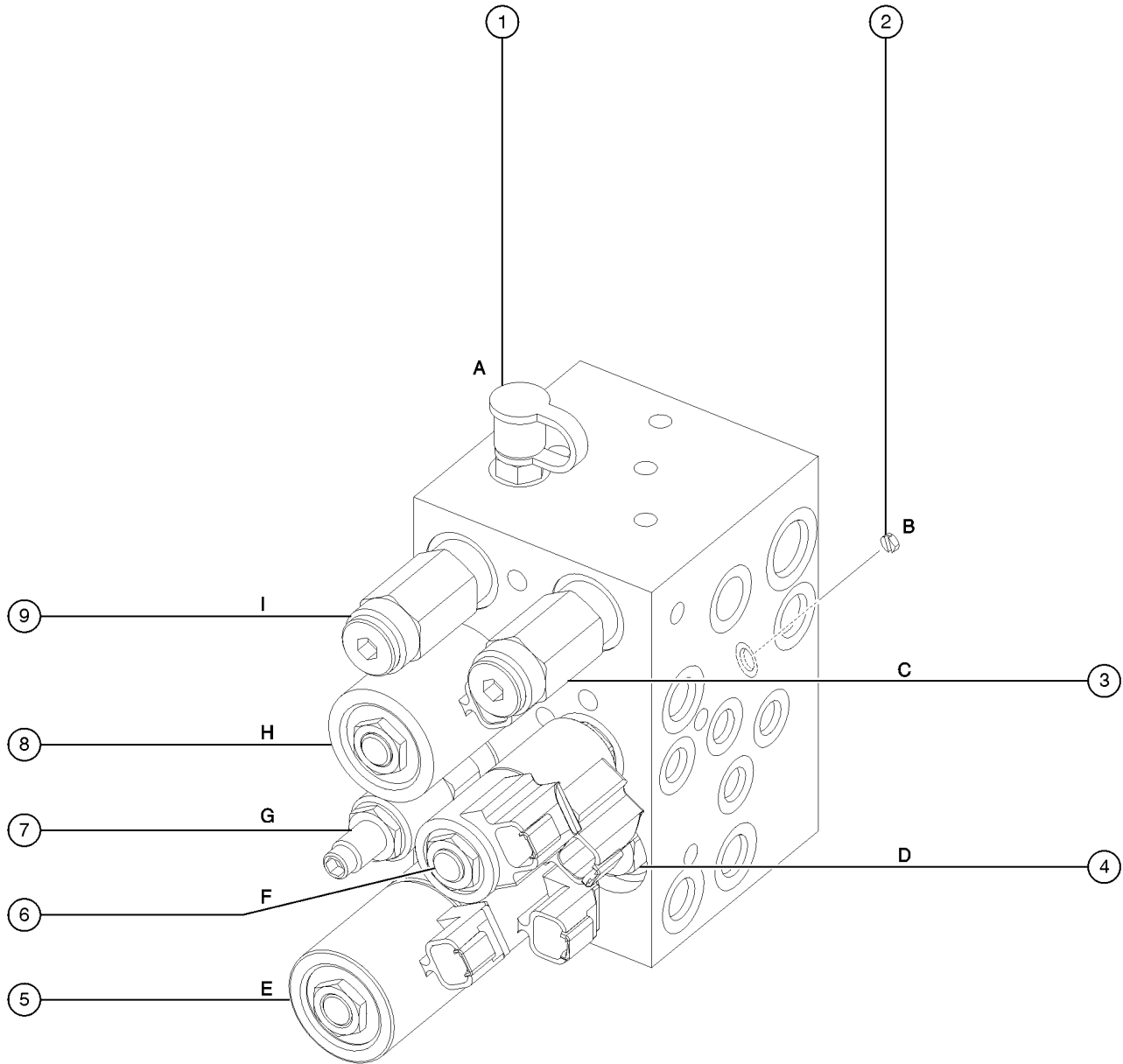
Item	Part No.	Description	Qty.
--	137634	JOYSTICK, HALL EFFECT, SINGLE	
--	214544	KIT,BOOT,JOYSTICK,SL1000 <i>joystick boot</i>	
1	235463	KIT,SWITCH,JYSTK,SL1000.....1 <i>function enable and steer switches</i>	
2	235463	KIT,SWITCH,JYSTK,SL1000.....1 <i>function enable and steer switches</i>	
3	229092	ROCKER,2 SWITCH.....1	
4	229093	BOOT, 2 SWITCH, SILICON.....1	
5	229086	SCREW, SELF TAP.....5	
6	229087	HANDLE HALF,RIGHT,W/TOP SWITCH.....1	
6A	229091	SCREW,GRUB,M5X8MM,HLF DOG,BZP <i>for 229087</i>	
7	229088	HANDLE HALF,LEFT,W/TOP SWITCH.....1	
7A	229090	SCREW,GRUB,M5X8MM CUP(BLK) <i>for 229088</i>	
8	229089	TRIGGER, EXTENDED.....1 <i>squeeze handle</i>	
--	229094	SPRING, HANDLE TRIGGER.....1	

501.1 Hydraulic Components



Item	Part No.	Description	Qty.
1		Ref. Lift Cylinder Assembly <i>(refer to 506.1)</i>	
2		Ref. Pressure Transducer <i>(refer to 701.1)</i>	
3		Ref. Brake Release Hand Pump Manifold <i>(refer to 504.1)</i>	
4	96257	BRAKE, HYDRAULIC***	2
5A	78622	FILTER ASSY, SAE8, 10 MIC, PAPER**	1
		<i>(paper, standard)</i>	
--	44788	FILTER ELEMENT, 10 MICRON, PAPER* <i>(paper, standard)</i>	
5B	T114321	FILTER ASSY, FIBRGLS, #8-#8	1
		<i>(fiberglass, optional upgrade)</i>	
--	44207	FILTER ELEMENT, BETA(10)=200 <i>(fiberglass, optional upgrade)</i>	
6		Ref. Check Valve Manifold <i>(refer to 502.2)</i>	
7		Ref. Function Manifold <i>(refer to 502.1 or 503.1)</i>	
8	96388	MOTOR, HYDRAULIC, 530, 14.0 CU. IN* 2 GS-30	
--	96419	SEAL KIT, RC SERIES DR MOTOR*** <i>(for 96388 and 96417)</i>	
9	105547	CYLINDER, GS/GR STEER***	1
--	105550	KIT, STEER CYL SEAL <i>(from SN GS3007A-88642, GS3007B-83785, GS3008C-101, GS3207-84485, GS3208C-101, GS4607-83692, and GS4609C-101)</i>	
--	105553	KIT, STEER CYL SEAL, 040271P, HDM <i>(for code H408147 and up)</i>	
--	105554	KIT, STEER CYL SEAL, 040499P, HDM <i>(for code H41109 and up)</i>	
--	105555	KIT, STEER CYL SEAL, 040505P, HDM <i>(for codes H41205, H41255, and H501111 and up)</i>	
10	78422	ACCUMULATOR, 180 PSI PRECHARGE*	1

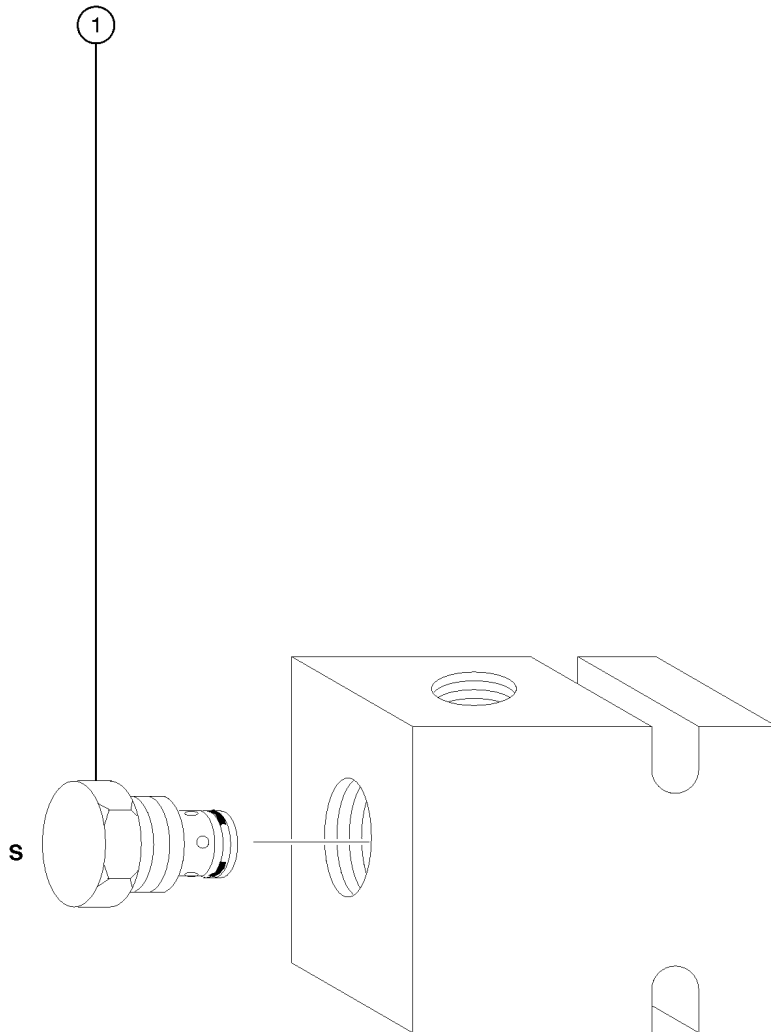
502.1 Function Manifold, GS-1530, GS-1532, GS-1930, GS-1932



502.1 Function Manifold, GS-1530, GS-1532, GS-1930, GS-1932

Item	Part No.	Description	Qty.	Item	Part No.	Description	Qty.
--	105304	MANIFOLD,FUNCTION <i>(from SN GS3005A-76492, GS3005B-76085 and GS3008C-101) (manifold, complete)</i>		--	84385	COIL,20VDC DEUTC SH W/DIODE <i>(sold separately)</i>	
--	49612	O-RING KIT (ORFS FITTINGS)		9	65962	VALVE-RELIEF, 3700 PSI #8** <i>(I, System relief)</i>	
--	49613	PLUG AND CAP KIT-SERVICE,ORFS*		--	44226	SEAL KIT-FOR P.N.44167	
1	48997	NIPPLE,DIAGNOSTIC,#4 PORT*** <i>(A, Testing)</i>					
--	20224	DIAGNOSTIC FEMALE Q-DSCNT <i>(pressure gauge not included)</i>					
--	48880	CAP,DIAGNOSTIC NIPPLE					
2	84386	CHECK DISK, NO SPRING <i>(B, Steer circuit)</i>					
3	65962	VALVE-RELIEF, 3700 PSI #8** <i>(C, Lift relief)</i>					
--	44226	SEAL KIT-FOR P.N.44167					
4	46216	VALVE,CHECK,IWP-S/CWP PWR ASSI <i>(D, Drive circuit)</i>					
--	44227	SEAL KIT, VALVE					
5	105457	KIT,DYN BRAKING VALVE,MINI <i>(to SN GS3005A-76491 and to GS3005B-76084) (E, Drive forward/reverse)</i>					
--	105303	VALVE,SOLENOID,3P,4W,NO COILS <i>(from SN GS3005A-76492, GS3005B-76085, and GS3008C-101) (E, Drive forward/reverse)</i>					
--	44174	NUT-COIL SHORT					
--	44230	SEAL KIT-P.N.44169,44172,44171					
--	84385	COIL,20VDC DEUTC SH W/DIODE <i>(sold separately)</i>					
6	44168	VALVE,SOLENOID,3POS 4WAY <i>(F, Steer left/right)</i>					
--	44174	NUT-COIL SHORT					
--	44229	SEAL KIT, VALVE					
--	77709	COIL,#8 20VDC,DEUTSCH W/DIOD <i>(sold separately)</i>					
7	84384	PRTY,FLOW CNTRL VALVE,.75 GPM <i>(G, Steer circuit)</i>					
8	44169	VALVE-SOLENOID, 2POS 4 WAY <i>(H, Platform up)</i>					
--	44174	NUT-COIL SHORT					
--	44230	SEAL KIT-P.N.44169,44172,44171					

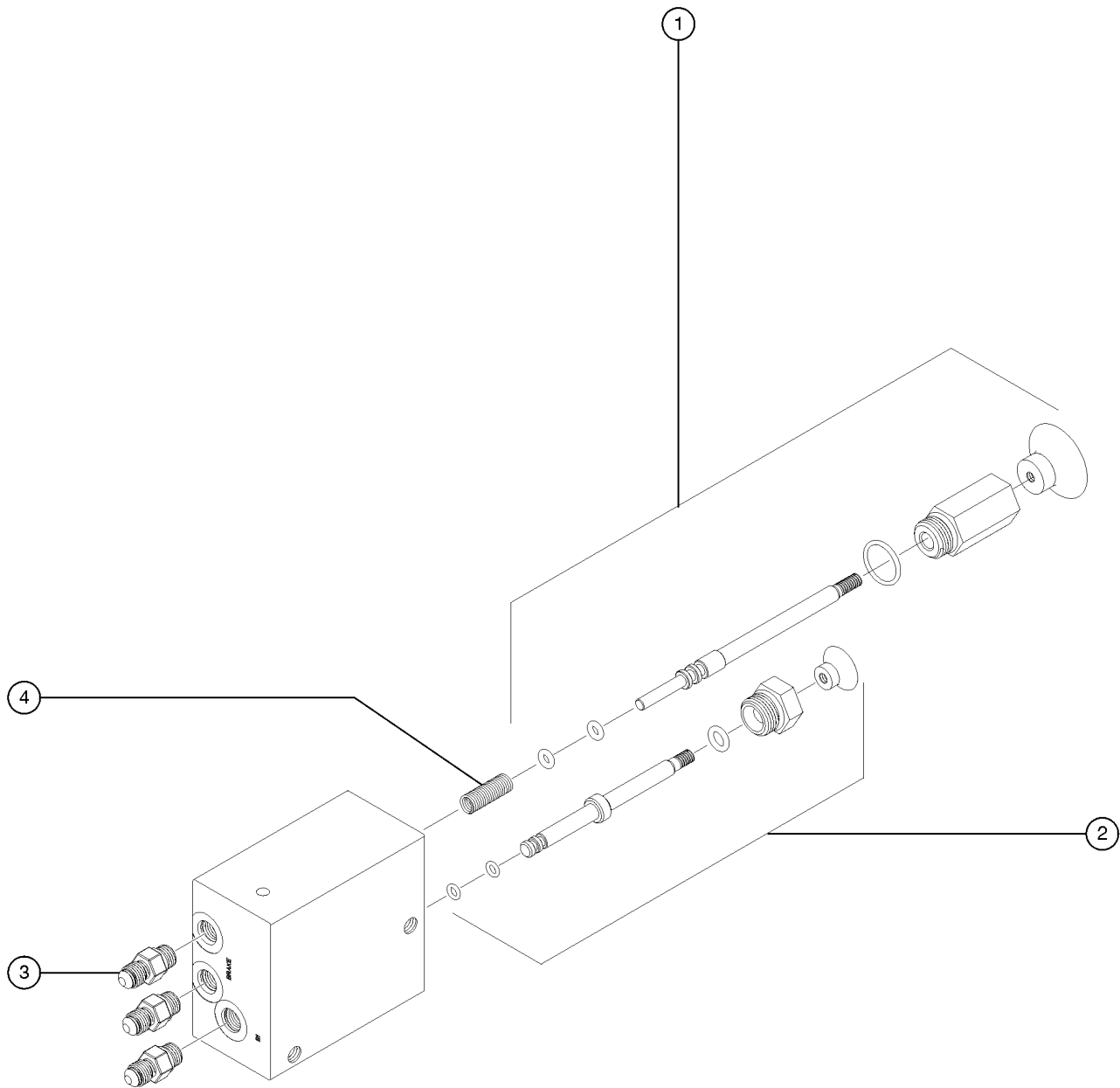
503.1 Check Valve Manifold, GS-1530, GS-1532, GS-1930, GS-1932



503.1 Check Valve Manifold, GS-1530, GS-1532, GS-1930, GS-1932

Item	Part No.	Description	Qty.
--	105164	KIT,MANIFOLD,200 PSI CV,MINI	
--	105167	ACCESSORY,MINI CHK VAL MANIF	
1	105165	MANIFOLD,200 PSI CHECK VALVE (S, Drive circuit)	

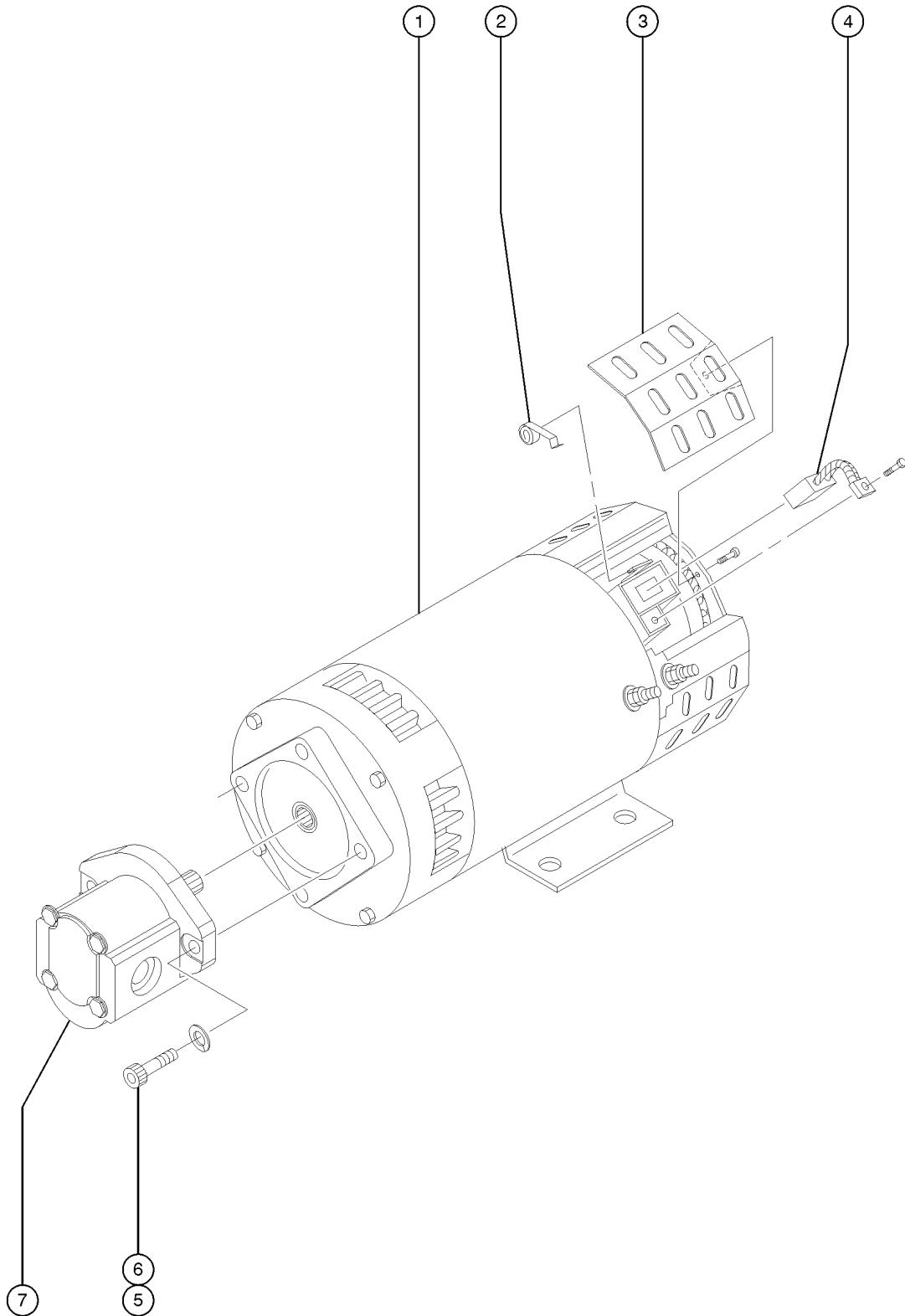
504.1 Brake Release Hand Pump Manifold



504.1 Brake Release Hand Pump Manifold

Item	Part No.	Description	Qty.
--	105067	MANIFOLD,BRAKE RELEASE <i>(includes items 1, 2 and 4)</i>	
1	84739	VALVE,HAND PUMP ASSEMBLY***	1
--	84740	SEAL KIT,HAND PUMP***	
--	84742	KNOB,HAND PUMP (RED)***	
2	84743	VALVE,PILOT OPERATED ASSEMBLY*	1
--	84740	SEAL KIT,HAND PUMP***	
--	84746	KNOB,PILOT OP VALVE (BLACK)***	
3	39877	CONNECTOR,070120-4-4.....	3
4	84748	SPRING,HAND PUMP ROD.....	1

505.1 Hydraulic Power Unit, All Models

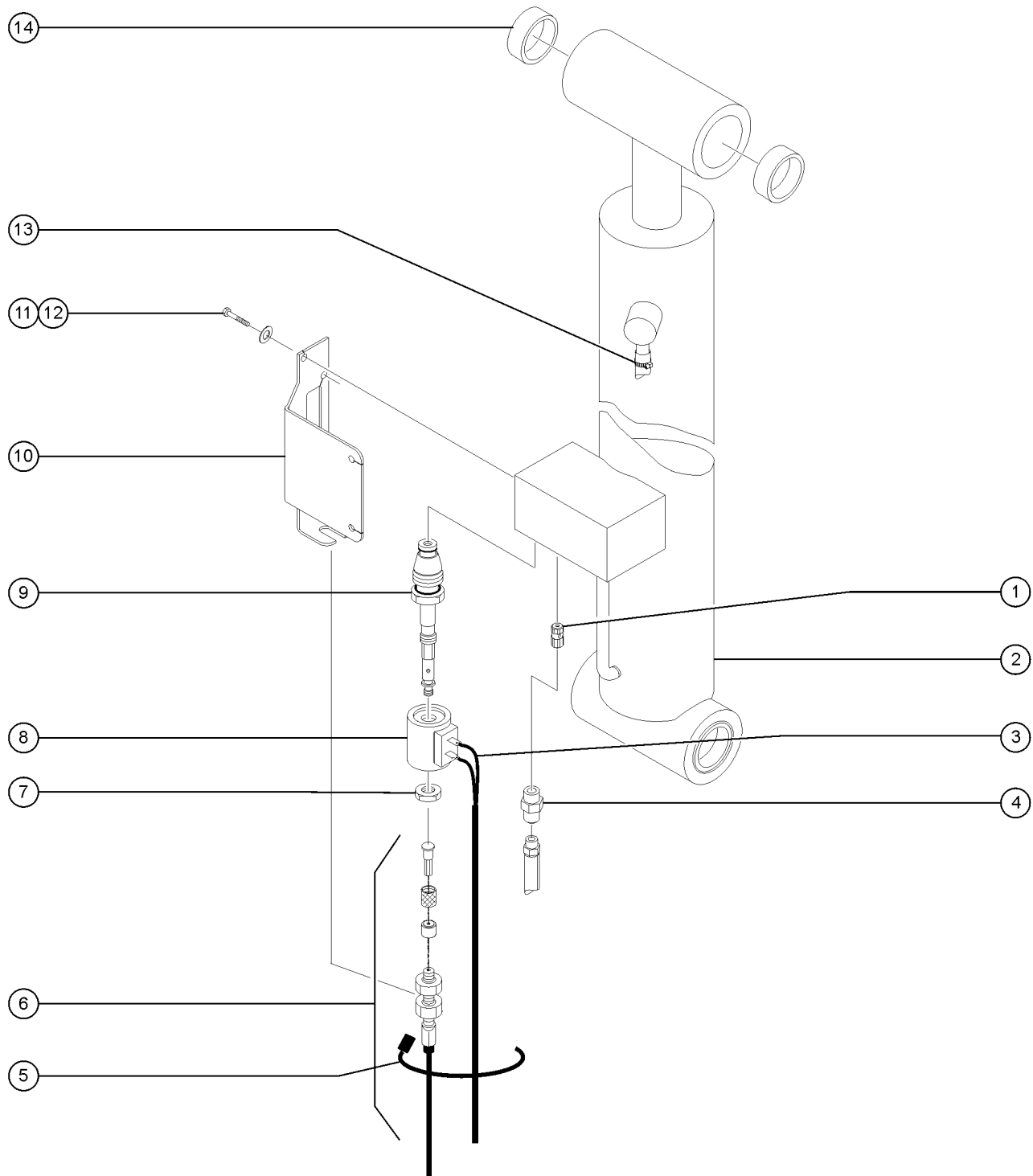


505.1 Hydraulic Power Unit, All Models

Item	Part No.	Description	Qty.
--	49812	BAND KIT,5.6" DIA MOTOR*** <i>Band Kit (EE models)</i>	
--	78006	FORMING,PADLOCK BRACKET	
--	44716	HANDLE,ANDERSON CONNECTOR SB	
1A	40844	MOTOR,ELECTRIC,24VDC 4.5HP.....	1
--	43685	SEAL KIT,LIFT PUMP,BARNES**	
--	44777	BEARING,MOTOR	
--	44778	BEARING,MOTOR,36843,BRUSH END*	
2	44750	SPRING-BRUSH,40844, SCISSORS.....	4
3	44752	COVER-BRUSH INSPEC.40844,SCISS.....	4
4	44751	BRUSH,PWR UNIT (40844)**.....	4
5	55921	SCREW,SHC,3/8-24 X 1.25"	
6	6021	WASHER,LOCK,,.375	
7A	228192	PUMP,4CC GEAR,CCW..... <i>Parker (to SN A-111854) (check pump ID plate for correct seal kit)</i>	1
--	229453	SEAL KIT,PUMP,PARKER (228192) <i>for 228192</i>	
7B	96193	PUMP,4CC GEAR,CCW*** <i>(from SN A-111855 to A-112700; from SN C-10000) (Bosch/Rexroth) (check pump ID plate for correct seal kit)</i>	1
--	233641	SEAL KIT,BOSCH PUMP <i>For Bosch PN 9510090001</i>	
--	85197	SEAL KIT,BOSCH PUMP*** <i>For Bosch PN 9510290001</i>	
--	233568	SEAL KIT,PUMP,GRH,(231572) <i>for 231572 (from SN A-122373 to SN A-123487) (GRH) (check pump ID plate to order correct seal kit)</i>	



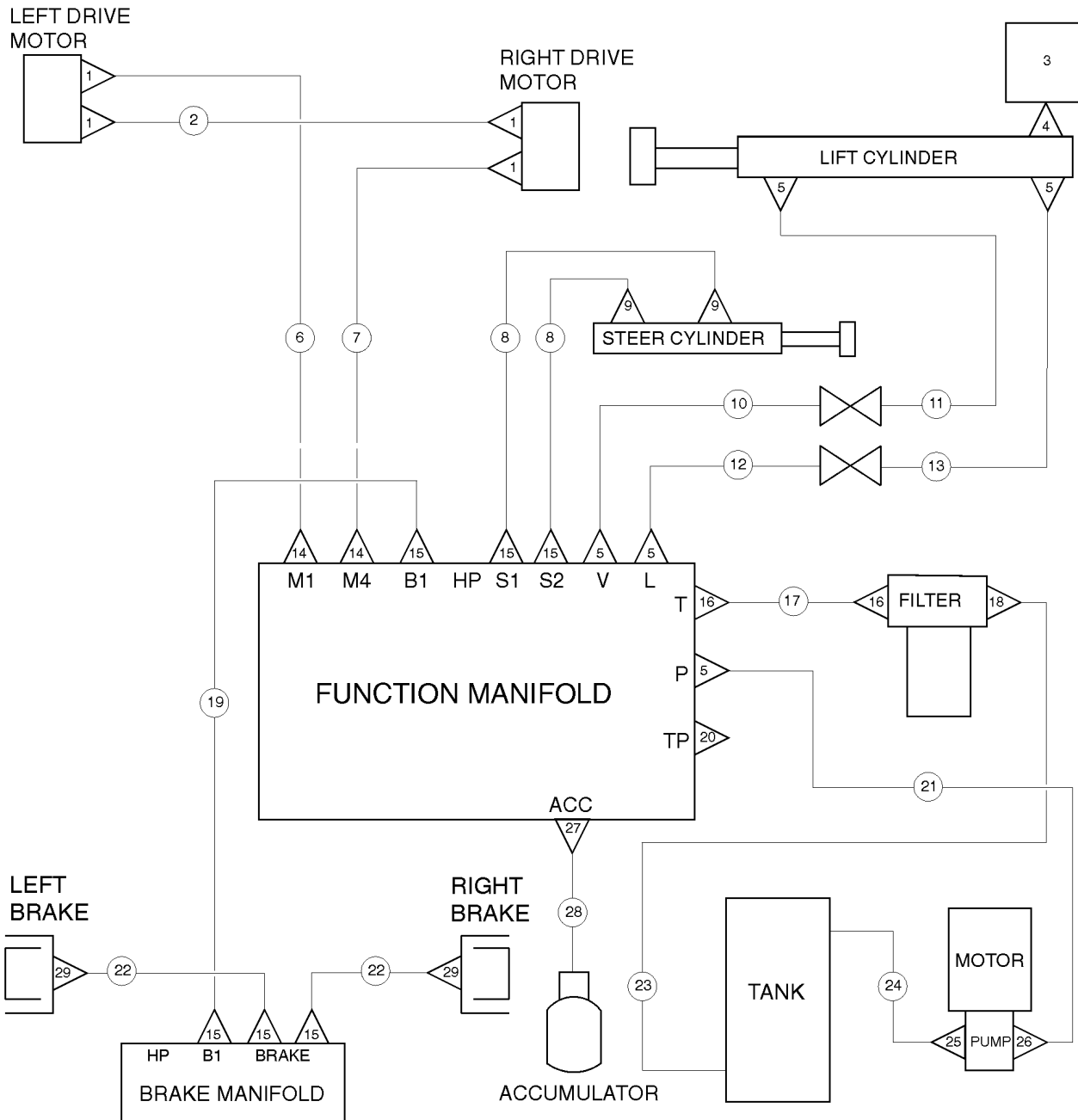
506.1 Lift Cylinder Assembly, All Models



506.1 Lift Cylinder Assembly, All Models

Item	Part No.	Description	Qty.
1	55558	ORIFICE, LONG, .037***.....1 <i>(lift cylinder)</i>	1
2	105543	CYLINDER, MINI LIFT.....1	1
--	105548	KIT, MINI LIFT CYL SEAL <i>(from SN GS3007A-88642, GS3007B-83785 and GS3008C-101)</i>	
3		Ref. Down Coil Wire Harness <i>(refer to 210.1)</i>	
4	39878	CONNECTOR, 070120-6-6.....1	1
5	28443	CABLE TIE, 11.5" BLACK.....3	3
6		Ref. Emergency Down Cable <i>(refer to 203.1)</i>	
7	44973	NUT, COIL (39909).....1	1
8	84422	COIL-SOLENOID VALVE, 20V DC***1 <i>(direct replacement for 66467)</i>	1
9	66465	VALVE, W/NC SOLENOID, MANUAL***1 <i>(includes items 7 and 8)</i>	1
--	40477	VALVE, CARTRIDGE***	
--	44979	SEAL KIT, 39909, PLAT LWR VALVE*	
10	41557-S	CABLE BRACKET, PAINTED.....1	1
11	7339	SCREW, HHC, 1/4-20 X .5	
12	6356	WASHER, LOCK, .25	
13	96770	CLAMP, HOSE, 1 EAR, 11/16.....1	1
14	105478	BEARING, 1.5025IDX1.5075ODX1.5L.4	

507.1 Hydraulic Hoses and Fittings, GS-1530, GS-1532, GS-1930, GS-1932



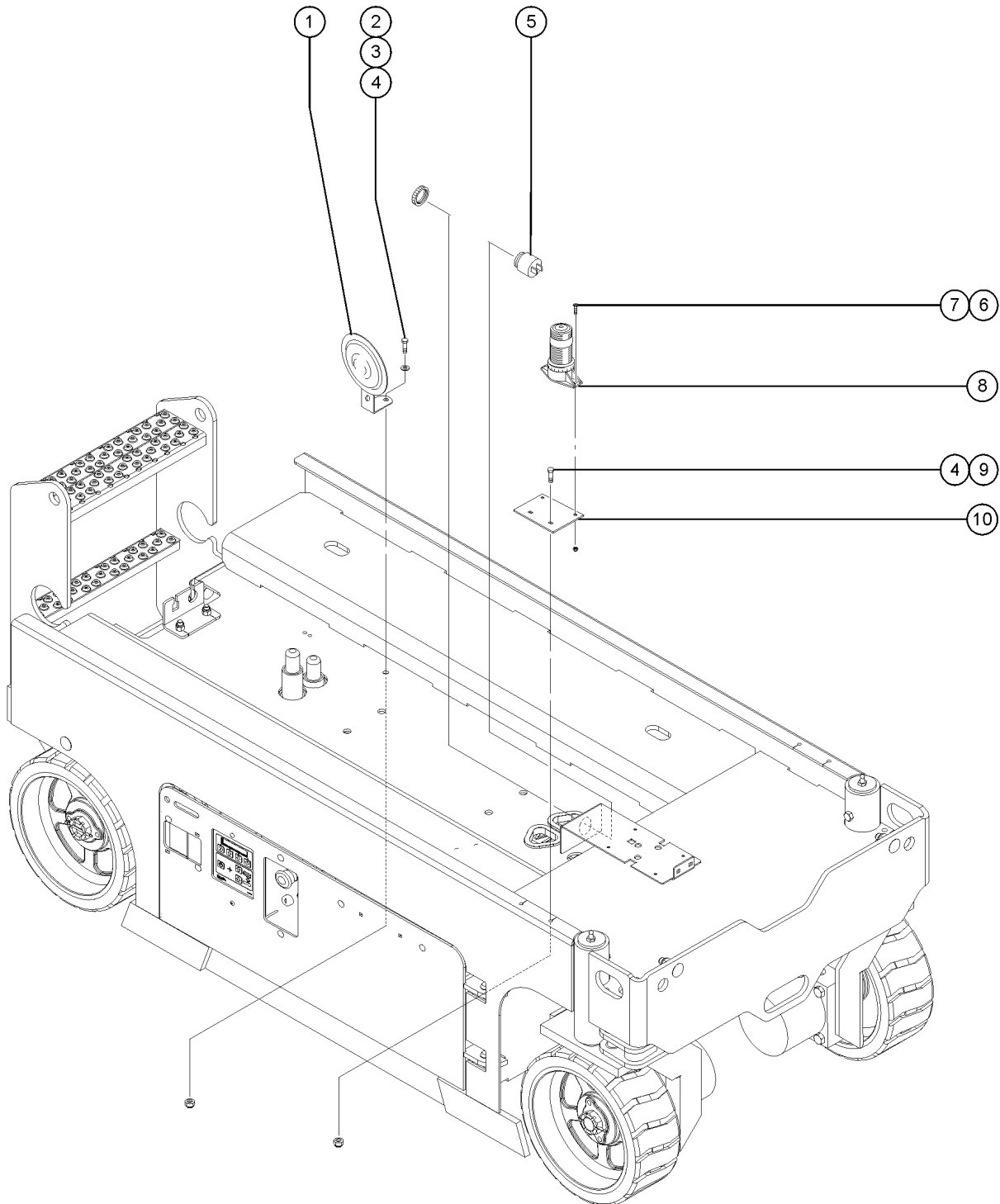
LEGEND	
	ADAPTER
	HOSE ASSEMBLY
	UNION

507.1 Hydraulic Hoses and Fittings, GS-1530, GS-1532, GS-1930, GS-1932

Item	Part No.	Description	Qty.	Item	Part No.	Description	Qty.
--		<i>The hose lengths below reflect the length of the hose only. Refer to the 'Fittings Cross Reference' to match Genie part numbers to Parker part numbers.</i>		20		Ref. Diagnostic Nipple (refer to 502.1)	
1	39873	ELBOW,070220-6-6.....	4	21	96353	HOSE, ASSY, PRESSURE.....1 (Components: 39890, 39890, and 56776 @ 40 inches)	
2	96350	HOSE, ASSY, MOTOR CROSSOVER.....1 (Components: 39890, 39890, and 56776 @ 53.25 inches)		22	96391	HOSE, ASSY.....1 (Components: 78855, 78855, and 78852 @ 17 inches)	
3		Ref. Pressure Transducer Harness (refer to 701.1)		23	96355	TUBE, ASSY, RETURN.....1	
4	39881	CONNECTOR,070120-4-6.....1 (CE models)		24	96354	TUBE, ASSY, DRAW.....1	
5	39878	CONNECTOR,070120-6-6.....	5	25	22664	ELBOW,070220-12-10.....1	
6	115166	HOSE ASSY, LEFT (Components: 39890, 39890, and 56776 @ 31 inches)		26	39876	ELBOW,070220-6-8.....1	
7	105653	HOSE, ASSY, DRIVE MOTORS, MINI.....1 (Components: 39890, 39890, and 56776 @ 31 inches)		27	53501	O-RING-6.....1	
8	96351	HOSE, ASSY, STEER.....2 (Components: 78855, 78855, and 78852 @ 22 inches)		28	105283	HOSE ASSY, MAN/ACCUM, MINI....1 (Components: 78855, 78855, and 78852 @ 14 inches)	
9	13921	ELBOW,070220-4-4.....	2	29	39877	CONNECTOR,070120-4-4.....	2
10	105263	HOSE, ASSY, LOWER VENT (Components: 96406, 96406, and 75361 @ 12 inches)					
11	105261	HOSE, ASSY, UPPER VENT (Components: 96407, and 75631 @ 107 inches)					
12	105264	HOSE, ASSY, LOWER LIFT (Components: 39890, 47223, and 56776 @ 13 inches)					
13	105262	HOSE, ASSY, UPPER LIFT (Components: 39890, 39890, and 56776 @ 73 inches)					
14	42283	ELBOW,070320-6-6.....	2				
15	39877	CONNECTOR,070120-4-4.....	7				
16	20923	CONNECTOR,070120-8-6.....	1				
17	105285	HOSE, ASSY, MAN TO FILTER.....1 (Components: 96406, 96406, and 75631 @ 22 inches)					
18	96398	CONNECTOR, 070120-12-8.....	1				
19	105284	HOSE, ASSY, BRAKE.....1 (Components: 78855, 78855, and 78852 @ 44 inches)					



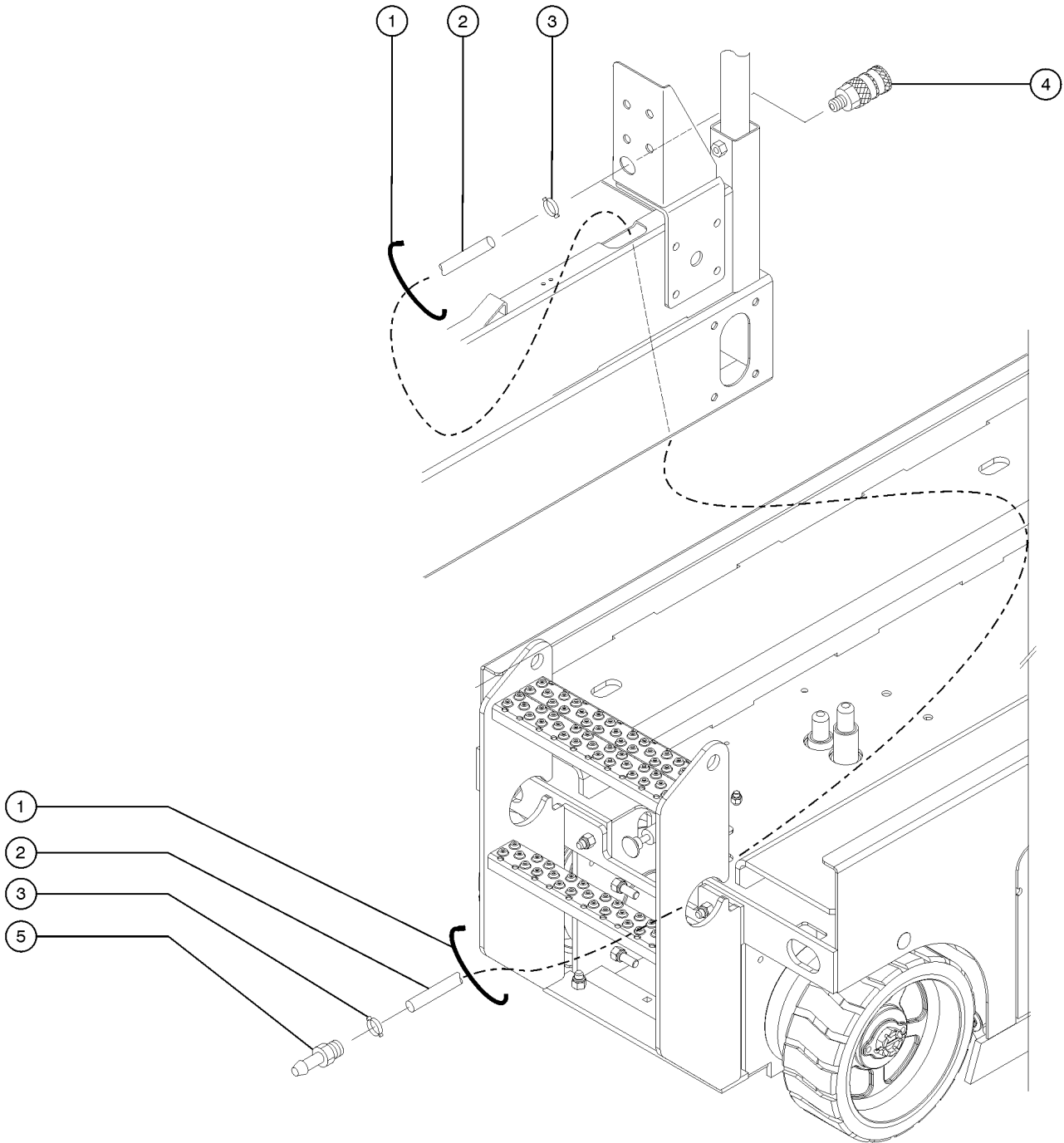
601.1 Alarm, Horn and Flashing Beacons



601.1 Alarm, Horn and Flashing Beacons

Item	Part No.	Description	Qty.
--	96410-S	BEACON ACC,STANDARD	
--	47675-S	TRAVEL ALARM ACC, SLAB	
1	81579	HORN,24VDC,SPADE TERMINALS***.....	1
2	8914	SCREW,HHC,1/4-20 X .625	
3	6638	WASHER,FLAT,USS,1/4"Y	
4	6091	NUT,NYLOCK,1/4-20	
5	39540	ALARM,STEADY TONE*** <i>Does not include 72326 nut</i>	1
--	72326	NUT - PLASTIC,RING FOR ALARMS	
6	49816	SCREW,PHILLIPS,PHM,10-32 X .75	
7	6178	NUT,NYLOCK,10-32	
8	231931	STROBE,BEACON, AC COMP 12-80V.....	2
--	105556	LENS,FLASHING BEACON <i>for 231931</i>	
--	105557	BULB,FLASHING BEACON <i>for 231931</i>	
9	6878	BOLT,CARRIAGE,1/4-20 X .75,G2	
10	96363	PLATE,BEACON MOUNT.....	2

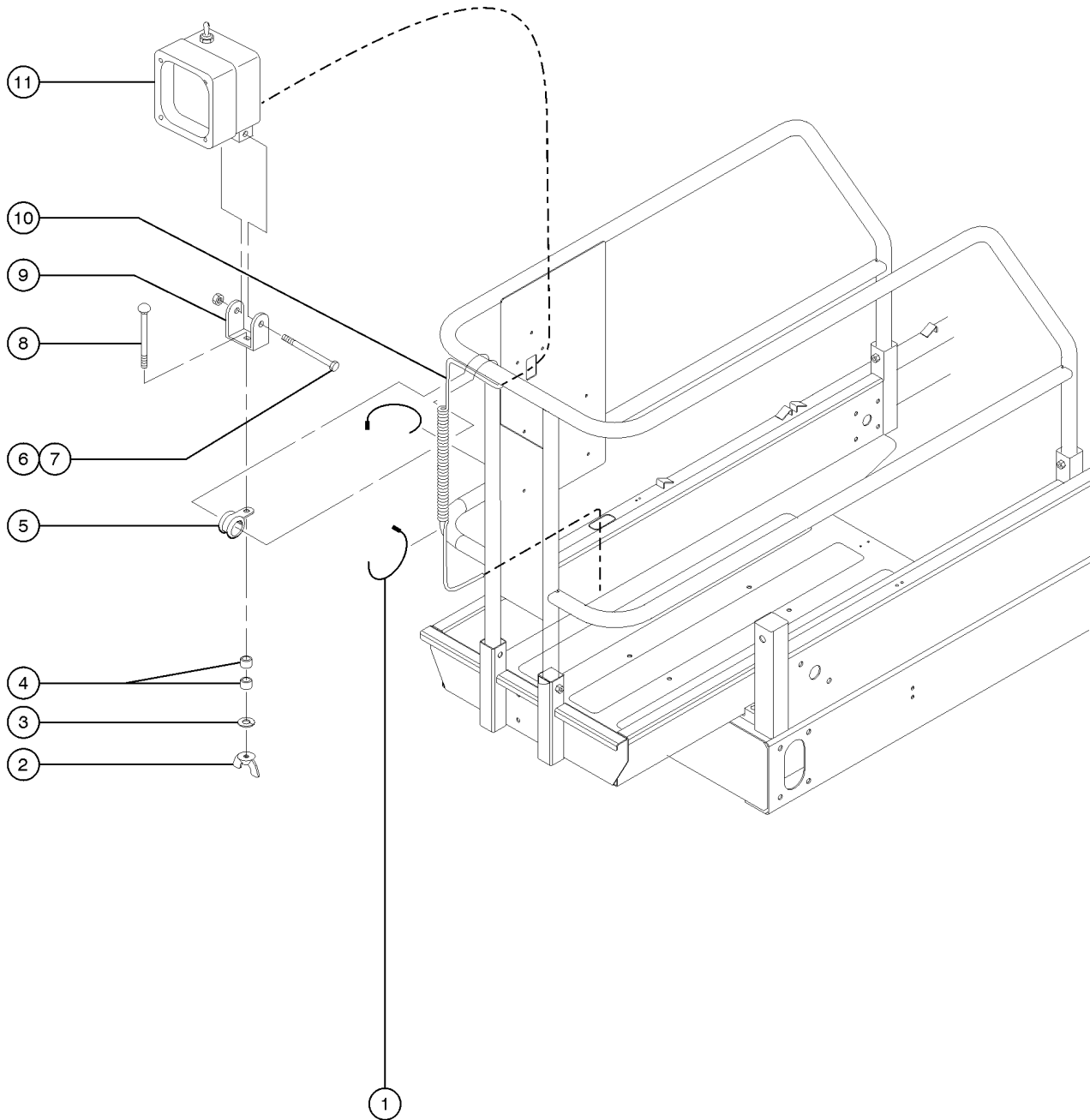
602.1 Air Line to Platform



602.1 Air Line to Platform

Item	Part No.	Description	Qty.
--	96515-S	AIR TO PLAT, GS15, ACC GS-1530, GS-1532	
--	96516-S	AIR TO PLAT, GS19, ACC GS-1930, GS-1932	
1	28443	CABLE TIE, 11.5" BLACK	
2A	27903	HOSE, LOW PRESSURE, .375 ID, BLK.....275-inches GS-1530, GS-1532	
2B	27903	HOSE, LOW PRESSURE, .375 ID, BLK.....340-inches GS-1930, GS-1932	
3	45454	CLAMP, RUB CUSH, 0.75, #12 X 3/8*.....1	
4	96543	COUPLER, 1/4" SERIES, 3/8 P-LOK.....1	
5	96542	PLUG, 1/4" SERIES, 3/8 P-LOCK***...1	

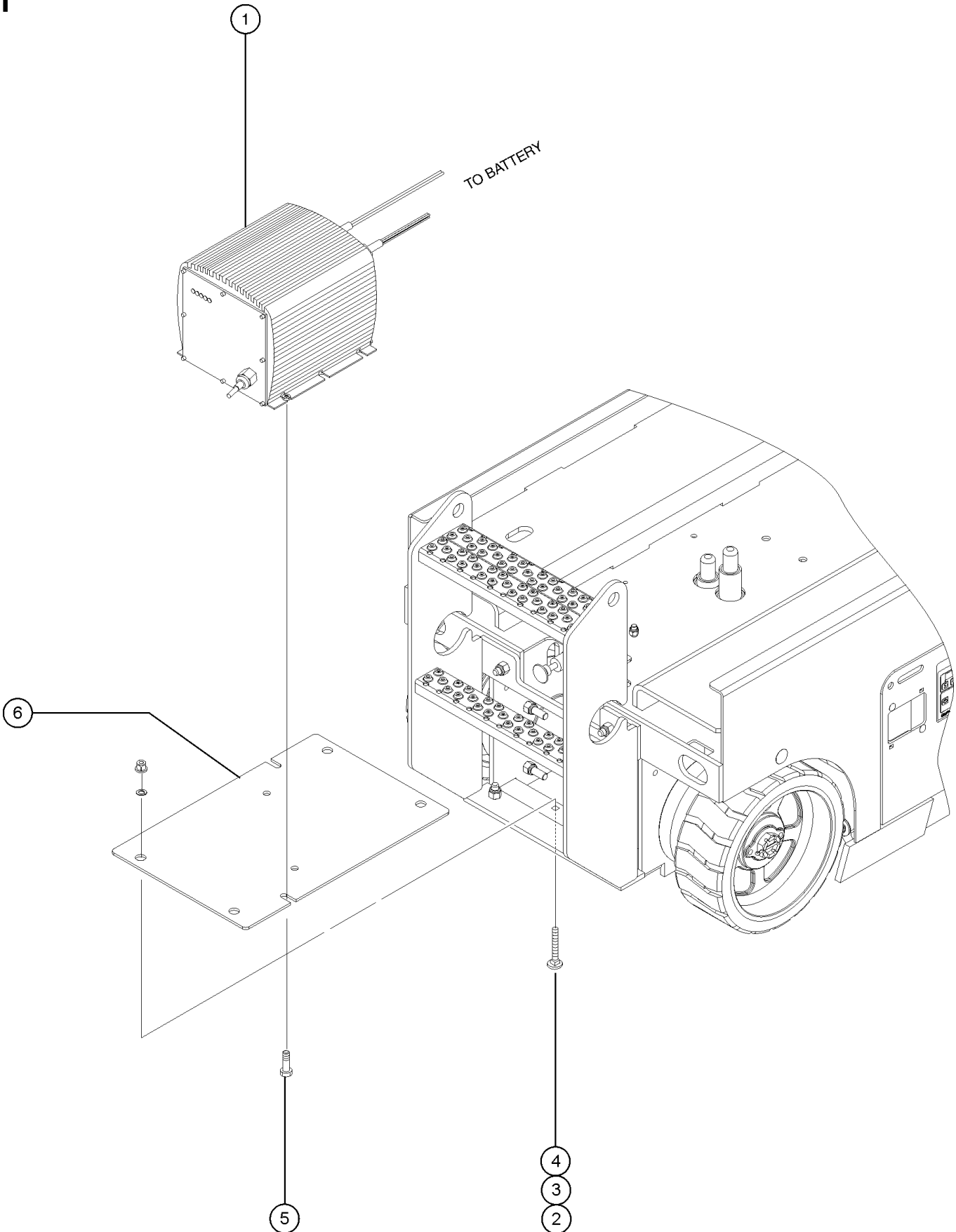
603.1 Platform Work Light



603.1 Platform Work Light

Item	Part No.	Description	Qty.
--	105971	WORKLIGHT PIGTAIL ASSY (chassis) GS-1530, GS-1532	
--	105972	WORKLIGHT CABLE,GS15XX (linkset) GS-1530, GS-1532	
--	105971	WORKLIGHT PIGTAIL ASSY (chassis) GS-1930, GS-1932	
--	105973	WORKLIGHT CABLE,GS19/20XX (linkset) GS-1930, GS-1932	
1	28443	CABLE TIE,11.5" BLACK.....	10
2	69229	NUT,WING 5/16-18.....	1
3	6886	WASHER,LOCK, .313	
4	65435	SPACER, .35ID X .785OD X .435.....	2
5	33784	CLAMP,1.31,#21 X 1/4,RUB CUSH.....	1
6	50793	SCREW,HHC,5/16-18 X 2	
7	6782	NUT,NYLOCK,5/16-18	
8	65439	BOLT,CARRIAGE,5/16-18 X 2.0,G2	
9	144009	WORKLIGHT BRACKET.....	1
10	65721	COIL CORD,WORKLIGHT(144011).....	1
11	144011	WORKLIGHT,24V,COIL CORD.....	1

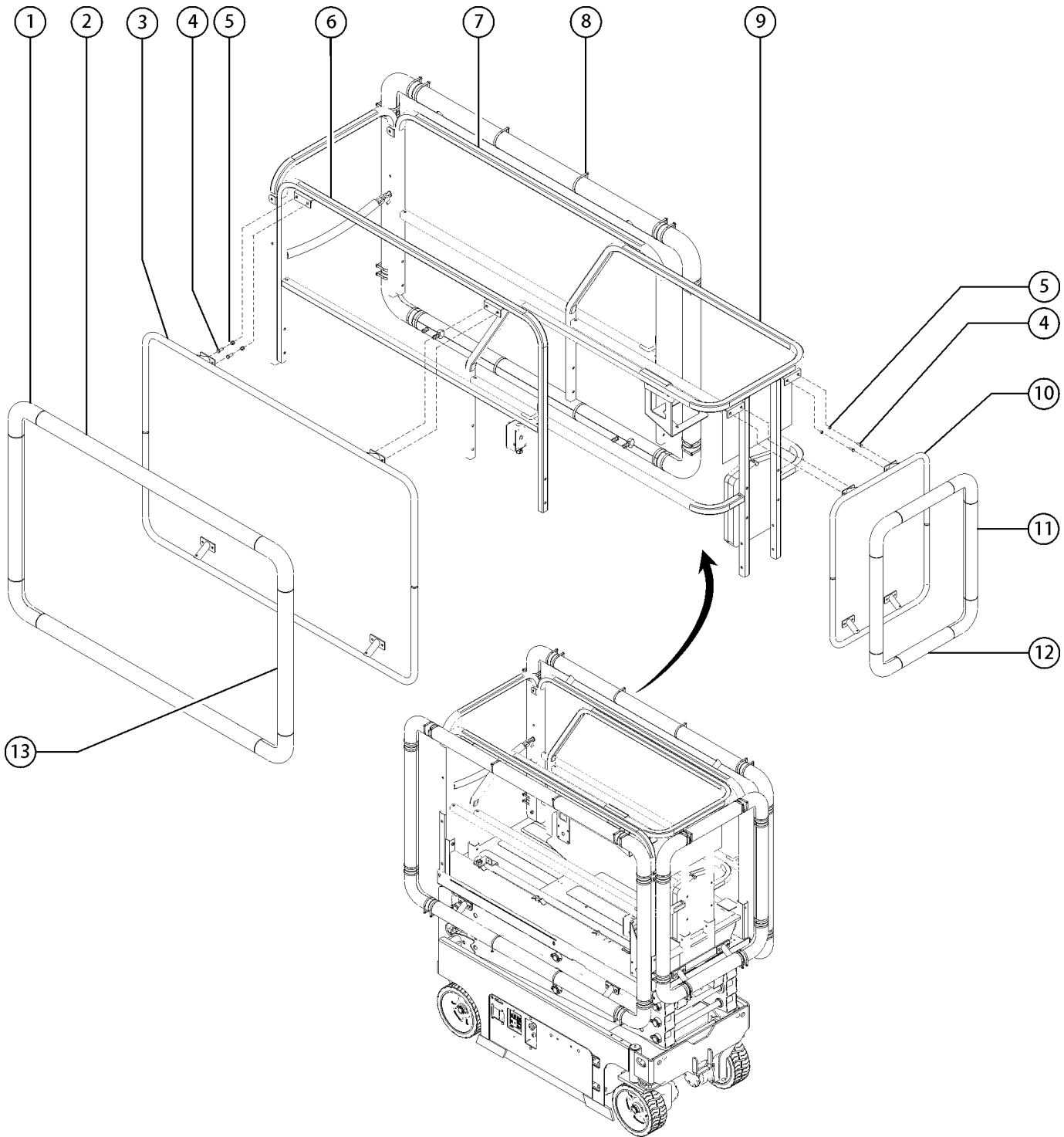
604.1 Voltage Inverter, GS-1530, GS-1532, GS-1930, GS-1932



604.1 Voltage Inverter, GS-1530, GS-1532, GS-1930, GS-1932

Item	Part No.	Description	Qty.
--	105248	SERVICE KIT,INVERTER 800W***	
1	96950	INVERTER,24VDC,110/230 VAC***1	
2	105092	BOLT,CARRIAGE,3/8-16X1.25,GR5	
3	5397	WASHER,FLAT,USS,5/16",Y	
4	4828	NUT,NYLOCK,3/8-16	
5	6090	SCREW,HHC,1/4-20 X .75	
6	105129	PLATE, INVERTER MOUNT.....1	

605.1 Padded Auxiliary Rail, GS-1930

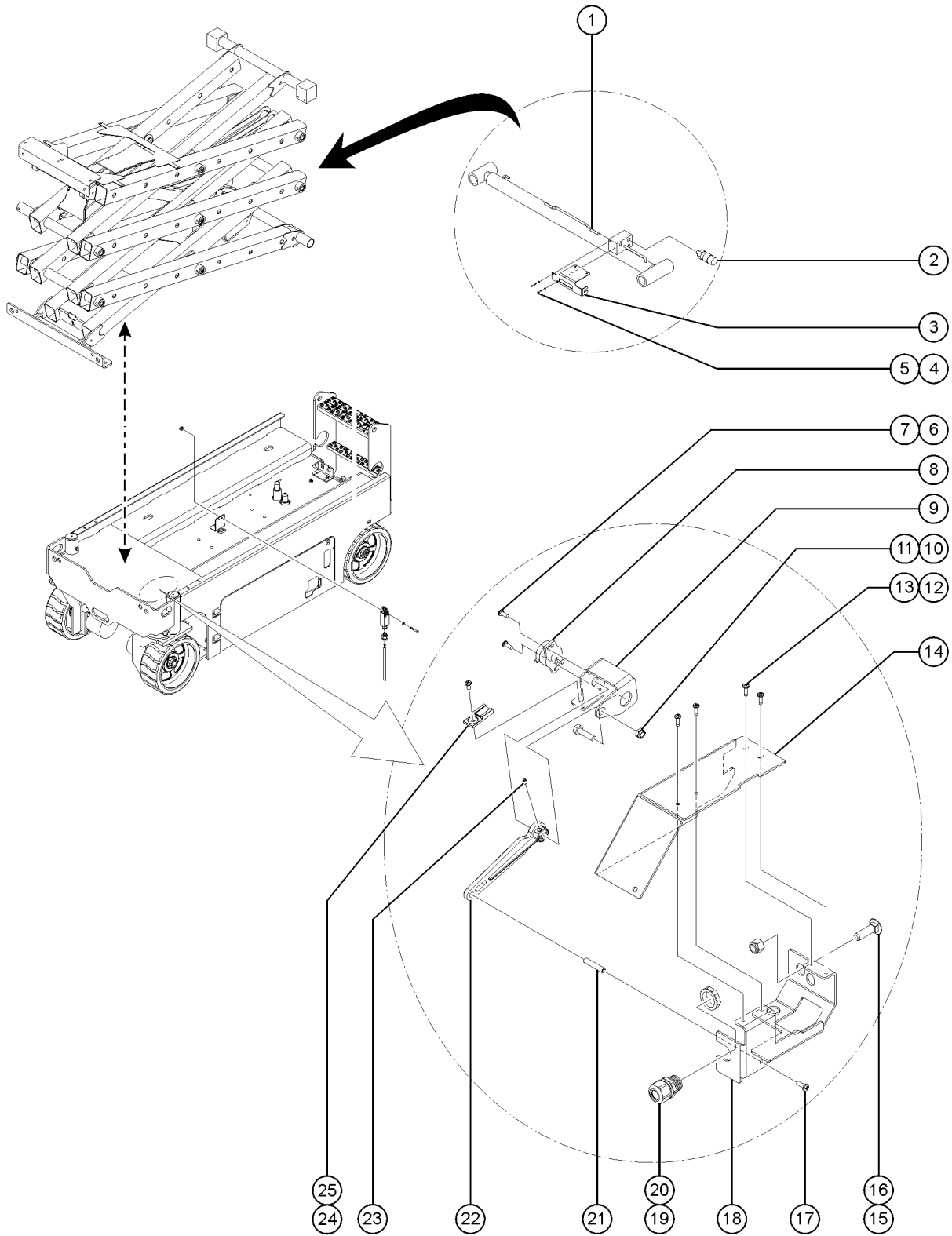


Factory installed option only. After-market kit not available.

605.1 Padded Auxiliary Rail, GS-1930

Item	Part No.	Description	Qty.
1	238268	BUMPER,FOAM,FRONT ELBOW.....	12
2	825304	BUMPER, PAR, SIDE, HORIZONTAL.....	4
3	825302	WELDMENT, PAR, SIDE.....	2
4	6175	SCREW, HHC, 3/8-16 X 1	
5	4828	NUT, NYLOCK, 3/8-16	
6	825313	WLDT, MAIN SIDERAIL, PAR, LH....	1
7	825312	WLDT, MAIN SIDERAIL, PAR, RH.....	1
8	229303	CABLE TIE,14.5" YELLOW.....	56
9	825311	WLDT, EXT SIDERAIL, PAR.....	1
10	825307	WELDMENT, PAR, FRONT.....	1
11	825640	BUMPER, PAR, FRONT, VERTICAL.....	2
12	825309	BUMPER, PAR, FRONT, HORIZONTAL.....	2
13	825305	BUMPER, PAR, SIDE, VERTICAL....	4

701.1 Platform Overload, GS-1530, GS-1532, GS-1930, GS-1932



701.1 Platform Overload, GS-1530, GS-1532, GS-1930, GS-1932

Item	Part No.	Description	Qty.	Item	Part No.	Description	Qty.
1	-	Ref. Lift Cylinder.....1 <i>(refer to 506.1)</i>	1	22	T114082	LEVER ARM,ANGLE SENSR ACTUATOR.....1	1
2	229750	HARNNESS,PRESS,TRANSDUCER***.1	1	23	229146	SCREW,SET,8-32X.25.....1	1
3	41557-S	CABLE BRACKET,PAINTED.....1	1	24	T113139	CLIP,DTM,RECEPTACLE.....1	1
4	7339	SCREW,HHC,1/4-20 X .5.....1	1	25	39579	RIVET,STL,STL,.188 X .45.....1	1
5	6356	WASHER,LOCK,.25.....1	1				
6A	229655	SCREW,PHM,8-32X.313,SELF TAP.....7	7				
6B	55906	SCREW,PHILLIPS,PHM,8-32 X .5...2 <i>(used on 161979)</i>	2				
7	18605	NUT,NYLOCK,8-32.....2 <i>(used on 161979)</i>	2				
8	T113136	ASSY,ROT SENSR W/ HARNNESS.....1	1				
9A	T113140	FRMNG,ARM SENSOR BRCKT,MINI.....1 <i>(to SN GS3014A-137487)</i>	1				
9B	161979	FRMG,ARM SENSOR BRCKT,MINI.....1 <i>(from SN GS3014A-137488)</i>	1				
10	6889	NUT,LP NYLOCK,1/4-20.....1	1				
11	6888	SCREW,HHC,1/4-20 X 1.....1	1				
12	8914	SCREW,HHC,1/4-20 X .625.....2 <i>(used on 161977)</i>	2				
13	56912	SPRING CLIP,1/4-20,.025-.15X.5....2 <i>(used on 161977)</i>	2				
14A	227188	FRMNG,SENSOR COVER,MINI.....1 <i>(to SN GS3014A-137487 and SN GS3214A-136070)</i>	1				
14B	161977	FRMG,SENSOR COVERING.....1 <i>(from SN GS3014A-137488 and SN GS3214A-136071)</i>	1				
15	96203	BOLT,CARRIAGE,1/2-13X1.75, G5.....1	1				
16	6198	NUT,NYLOCK,1/2-13.....1	1				
17	49819	SCREW,PHILLIPS,PHM,10-32 X .5.....1	1				
18A	T113141	FRMG,CHASSIS BRKT.....1 <i>(to SN GS3014A-137487)</i>	1				
18B	161975	FRMG,CHASSIS BRKTING.....1 <i>(from SN GS3014A-137488)</i>	1				
19	33576	CONN,SQZ,BLK,1/2NPT,.38-.50,SM.1	1				
20	T115429	NUT,CORDGRIP,1/2 NPT.....1	1				
21	T113142	OFFSET, RDN, 1/4-1.25,10-32.....1	1				



Part Number Index

The Part Number Index is a numeric index of all part numbers included in this manual. The index shows what page(s) the part is used on.

Part Number	Page	Part Number	Page	Part Number	Page	Part Number	Page
-	83, 119, 147	114370	19, 33, 47, 61	137692	81	231180	113
104804	113	114372	19, 21, 33, 35,	137699	117, 119	231331	117, 119
105051	67		47, 49, 61, 63	13921	135	231610	98, 101-102,
105055	73	114385	11, 13, 27, 29,	14033	93		106, 109-110
105067	129		39, 41, 55, 57	144009	141	231611	98, 102, 106, 110
105071	85	114386	15, 17, 31, 43,	144011	141	231921	83
105085	93, 95		45, 59	144130	77	231922	83
105090	115	115166	135	144161	115	231931	137
105092	67, 69, 73, 91,	119619	67	144175	113	232052	11
	143	12013	98, 102, 106, 110	144180	77	232053	11
105117	115	12016	73	144213	83	232054	39
105118	115	122994	81	144226	71	232055	39
105122	67	1256656	119	144374	67	232056	19
105129	143	1256702	15, 17, 23, 25,	144379	69	232057	19
105150	75		31, 37, 43, 45,	161975	147	232058	47
105156	73		51, 53, 59, 65,	161977	147	232059	47
105164	127		119	161979	147	232060	11
105165	127	1256703	15, 17, 23, 25,	16487	71	232061	11
105167	127		31, 37, 43, 45,	18503	75	232062	27
105182	93, 95		51, 53, 59, 65,	18504	71, 89	232063	27
105183	93, 95		117	18605	115, 147	232064	39
105184	93, 95	1256719	81	19491	71, 73	232065	39
105185	95	1256721	81	20224	125	232066	55
105209	89	1256725	119	20923	135	232067	55
105210	89	1256727	119	21253	67	232068	19
105211	89	1257054	87	21279	97-98, 101-102,	232069	19
105248	143	1257055	87		105-106, 109-	232070	33
105261	135	1257058	87		110	232071	33
105262	135	1257059	87	214544	121	232072	47
105263	135	1257182	15, 43	218579	83	232073	47
105264	135	1257184	17, 31, 45, 59	219205	117	232074	61
105273	75	1257204	79	219480	77	232075	61
105275	73	1257824	83	219554	79	232531	75
105280	93, 95	1257923	15, 17, 23, 25,	21982	81	232576	87
105283	135		31, 37, 43, 45,	22446	113	232578	87
105284	135		51, 53, 59, 65	226163	79	232582	87
105285	135	1258332	117	22664	135	233366	75
105303	125	1258333	117	227188	147	233367	87
105304	125	1258334	117	228192	131	233371	87
105308	79	1258393	69	228406	71	233431	87
105310	71	1258515	117	228786	83	233438	87
105334	77	1258731	119	229086	121	233439	87
105440	71	1259719	97-98, 101-102,	229087	121	233568	131
105448	115		105-106, 109-	229088	121	233641	131
105457	125		110	229089	121	233644	83
105478	133	13066	69	229090	121	233711	83
105483-S	115	131582	71	229091	121	235463	121
105543	133	133213	27	229092	121	235464	117, 119
105547	123	133276	13, 29, 41, 57	229093	121	238268	145
105548	133	133596	15, 17, 31, 43,	229094	121	24514	98, 102, 106, 110
105550	123		45, 59	229146	147	25388	115
105553	123	13585	115	229303	145	27903	139
105554	123	137522	117	229453	131	28174	13, 15, 17, 21,
105555	123	137562	81	229655	147		23, 25, 29, 31,
105556	137	137587	117, 119	229750	83, 147		35, 37, 41, 43,
105557	137	137604	81	229845	117, 119		45, 49, 51, 53,
105565	67	137605	15, 17, 23, 25,	231103	97-98		57, 59, 63, 65
105653	135		31, 37, 43, 45,	231104	97-98	28175	13, 29, 41, 57
105739	77		51, 53, 59, 65,	231105	101-102	28176	15, 17, 31, 43,
105818	93, 95		117, 119	231106	101-102		45, 59
105953	85	137633	117	231107	105-106	28235	13, 15, 17, 21,
105971	141	137634	121	231108	105-106		23, 25, 29, 31,
105972	141	137636	15, 17, 23, 25,	231109	109-110		35, 37, 41, 43,
105973	141		31, 37, 43, 45,	231110	109-110		45, 49, 51, 53,
105997	93, 95		51, 53, 59, 65,	231111	98, 101-102,		57, 59, 63, 65
105998	93, 95		117		106, 109-110	28236	15, 17, 31, 43,
10775	115	137637	81, 117, 119	231112	98, 102, 106, 110		45, 59
10777	115	137640	117, 119	231113	69	28443	113, 133, 139,
114334	21, 35, 49, 63	137642	117	231114	79		141
114337	19, 33, 47, 61	137656	15, 17, 23, 25,	231167	79	30217	93, 95
114338	23, 25, 37, 51,		31, 37, 43, 45,	231175	113	30784-2550	75
	53, 65		51, 53, 59, 65,	231176	113	31060	11, 27, 39, 55
114360	11, 27, 39, 55		117, 119	231177	113	31508	11, 13, 27, 39,
114361	11, 19, 27, 33,	137668	81	231178	113		41, 55
	39, 47, 55, 61	137673	81	231179	113	31788	11, 27, 39, 55

Part Number Index (continued)

Part Number	Page	Part Number	Page	Part Number	Page	Part Number	Page
33278	75	44752	131	55558	133	6886	141
33576	147	44777	131	55675	75, 79	6888	67, 147
33724	115	44778	131	55906	115, 147	6889	75, 147
33784	141	44780	67, 69	55917	67	6898	73
34742	73	44781	67, 69	55921	131	69229	141
36369	91	44788	123	56912	71, 147	6935	115
37947	81	44936	115	57075	115	7056	115
38149	11, 39	44973	133	58000	93, 95	7127	115
39232	71	44979	133	58592	67, 71	72086	11, 13, 19, 21,
39310	97-98, 101-102, 105-106, 109- 110	44980	11, 13, 21, 27, 35, 39, 41, 49, 55, 63	58627	81		27, 29, 33, 35, 39, 41, 47, 49, 55, 57, 61, 63
39429	69	44981	13, 15, 17, 21, 23, 25, 29, 31, 35, 37, 41, 43, 45, 49, 51, 53, 57, 59, 63, 65	6002	97-98, 101-102, 105-106, 109- 110	72143	13, 21, 29, 35, 41, 49, 57, 63
39469	71, 97-98, 101- 102, 105-106, 109-110	45454	139	6021	97-98, 101-102, 105-106, 109- 110, 131	72326	71, 137
39470	97-98, 101-102, 105-106, 109- 110	45546	115	6086	69	72853	13, 29, 41, 57
39474	97-98, 101-102, 105-106, 109- 110	45748	67, 93, 95	6090	143	72970	11, 27, 39, 55
39509	113	46216	125	6091	67, 71, 75, 79, 81, 89, 113, 115, 137	72998	13, 29, 41, 57
39510	113	46260	97-98, 101-102, 105-106, 109- 110	6097	67, 97-98, 101- 102, 105-106, 109-110	72999	13, 29, 41, 57
39540	71, 117, 119, 137	47098	97-98, 101-102, 105-106, 109- 110	6145	89	7339	133, 147
39542	73	47163	97-98, 101-102, 105-106, 109- 110, 147	6175	145	74006	115
39579	97-98, 101-102, 105-106, 109- 110, 147	47166	97-98, 101-102, 105-106, 109- 110	6178	71, 137	74267	75
39873	135	47188	113	6198	67, 91, 147	75041	81
39876	135	47222	97-98, 101-102, 105-106, 109- 110	62053	15, 17, 23, 25	76502	75
39877	129, 135	47224	113	62054	43, 45, 51, 53	7713	97-98, 101-102, 105-106, 109- 110, 113
39878	133, 135	47225	97-98, 101-102, 105-106, 109- 110	6356	75, 79, 133, 147	77709	125
39881	135	47227	98, 102, 106, 110	65435	141	78006	131
40434	15, 17, 23, 25, 31, 37, 43, 45, 51, 53, 59, 65	47231	97-98, 101-102, 105-106, 109- 110	65439	141	78022	98, 102, 106, 110
40477	133	47374	97-98, 101-102, 105-106, 109- 110	6545	67	78029	113
40833	75	47548	67	6564	73	78038	97-98, 101-102, 105-106, 109- 110
40844	131	47598	113	65721	141	78086	73
41557-S	133, 147	47666	93, 95	6595	115	78422	89, 123
41630	97-98, 101-102, 105-106, 109- 110	47675-S	137	65962	125	78546	79
42079	67, 69	4828	67, 69, 73, 91, 93, 95, 113, 143, 145	65990-S	113	78622	123
42283	135	48282	115	66030	98, 102, 106, 110	78680	69
4266	113	48880	125	66094	75	78732	69
43093	11, 13, 27, 29, 39, 41, 55, 57	48997	125	66204	79	78736	67, 71
43618	15, 17, 23, 25, 31, 37, 43, 45, 51, 53, 59, 65	49612	125	66204	79	79456	89
43619	13, 29, 41, 57	49613	125	6626	115	81579	137
43658	11, 13, 21, 27, 35, 39, 41, 49, 55, 63	49812	131	66353	115	8178	95, 113
43685	131	49816	137	66355	115	82160	13, 29, 41, 57
43956	115	49818	75	66356	115	82161	13, 29, 41, 57
44168	125	49819	147	6637	71	82287	59, 65
44169	125	50793	141	6638	79, 89, 113, 137	823408	79
44174	125	5224	97-98, 101-102, 105-106, 109- 110, 113	66397	75	82366	13, 29, 41, 57
44207	123	52475	11, 13, 19, 21, 27, 29, 33, 35, 39, 41, 47, 49, 55, 57, 61, 63	66465	133	82473	21, 35, 49, 63
44226	125	53501	135	66485	97-98, 101-102, 105-106, 109- 110	82474	19, 21, 33, 35, 47, 49, 61, 63
44227	125	5397	69, 73, 75, 113, 143	66544	113	82476	19, 21, 33, 35, 47, 49, 61, 63
44229	125	55010	77	66551	113	82481	19, 33, 47, 61
44230	125			6666	115	82482	21, 35, 49, 63
44255	11, 13, 27, 29, 39, 41, 55, 57			66717	75	82485	11, 13, 19, 21
44716	131			66770	67	82486	39, 41, 47, 49
44736	15, 17, 31, 43, 45, 59			66812	81, 117, 119	82487	21, 23, 25, 35, 37, 49, 51, 53, 63, 65
44737	11, 13, 27, 29, 39, 41, 55, 57			66817	81, 117, 119	82495	19, 33, 47, 61
44743	98, 102, 106, 110			66818	81	82496	51
44750	131			66883	113	82497	37, 65
44751	131			66886	97-98, 101-102, 105-106, 109- 110	82501	23
				66889	97-98, 101-102, 105-106, 109- 110	82502	145
				6700	81	825304	145
				6782	75, 141	825305	145
				6878	71, 75, 79, 81, 115, 137	825307	145
						825309	145
						825311	145
						825312	145
						825313	145
						8255	67, 98, 102, 106, 110

Part Number Index (continued)

Part Number	Page	Part Number	Page	Part Number	Page
82557	15, 17, 31, 43, 45, 59	96134	73	96849	98, 101-102, 106, 110
82558	13, 29, 41, 57	96135	73	96855	79
82559	13, 29, 41, 57	96163	113	96903	71
82560	21, 35, 49, 63	96193	131	96948	71, 73
82561	11, 13, 27, 29, 39, 41, 55, 57	96200	98, 102, 106, 110	96950	143
82562	19, 21, 33, 35, 47, 49, 61, 63	96203	147	96977	69, 91
82563	43, 45, 59	96236	115	97034	97-98, 101-102, 105-106, 109- 110
82564	15, 17, 31	96246	98, 102, 106, 110	97041	97-98, 101-102, 105-106, 109- 110
825640	145	96247	97-98, 101-102, 105-106, 109- 110	97059	77
82565	15, 43	96257	123	97105	113
82566	31, 59	96258	67	97110	113
82568	31, 37	96275	109-110	97115	97-98
82570	11, 13, 19, 21, 27, 29, 33, 35	96283	93, 95	97118	97-98
82571	39, 41, 47, 49, 55, 57, 61, 63	96298	85	97119	105-106
82656	23, 51	96299	85	97122	105-106
82657	11, 27, 39, 55	96300	85	97123	97-98, 101-102, 105-106, 109- 110
83093	81	96302	85	97128	71, 73
83131	81	96303	85	97132	98, 102, 106, 110
8357	67, 69	96304	85, 87	97213	98, 101-102, 106, 110
84384	125	96306	85, 87	97280	113
84385	125	96309	83	97582	25, 53
84386	125	96317	73	97618	17, 45
84422	133	96331	93, 95	97719	21, 35, 49, 63
84571	67	96335	97-98, 101-102, 105-106, 109- 110	T106362	81
84574	73	96336	97-98, 101-102, 105-106, 109- 110	T106363	81
84578	93	96350	135	T106366	81
84579	95	96351	135	T106368	117
84580	95	96353	135	T106370	117, 119
84581	93, 95	96354	79, 135	T106372	81
84582	93, 95	96355	79, 135	T106373	117, 119
84583	93, 95	96363	137	T107029	11, 27, 39, 55
84586	98, 102, 106, 110	96387	85	T107030	15, 43
84587	97-98, 101-102, 105-106, 109- 110	96388	123	T107031	13, 29, 41, 57
84590	98, 101-102, 106, 109-110	96390	93, 95	T107032	17, 31, 45, 59
84693	91	96391	135	T108326	79
84694	91	96398	135	T108327	81
84695	91	96408	73	T109012	79
84739	129	96410-S	137	T110889	83
84740	129	96413	97-98, 101-102, 105-106, 109- 110	T110890	83
84742	129	96415	91	T110891	83
84743	129	96419	123	T112507	71, 83
84746	129	96422	73	T112508	83
84748	129	96423	73	T112509	83
8516	93, 95	96440	85, 87	T112510	83
85197	131	96452	81	T112511	83
85239	81	96459	83	T112563	115
88335	83	96465	69	T112804	13, 21, 29, 35, 41, 49, 57, 63
8914	137, 147	96466	69	T112807	25, 37
8915	75, 79	96487	93, 95	T112808	53, 65
9116	79, 89	96493	71	T113136	83, 147
96008-S	81	96498	69	T113139	147
96009	81	96515-S	139	T113140	147
96010	81	96516-S	139	T113141	147
96038	73	96522	85, 87	T113142	147
96039	73	96524	73	T113296	79
96060	75	96541	73	T113787	97-98, 101-102, 105-106, 109- 110
96066	67	96542	139	T114031	83
96067	67	96543	139	T114082	147
96068	67	96576	91	T114321	123
96069	67	96642	73	T114397	117, 119
96074	67	96699	79	T115429	147
96078	75	96709	79		
96085	73	96770	133		
96102	69	96819	85		
96121	93, 95	96839	73		
96126	91	96847	98, 102, 106, 110		
96130	93, 95	96848	98, 102, 106, 110		
96131	93, 95				

The Part Description Index is an alphabetical index of all part descriptions included in this manual. The index shows what page(s) the part is used on.

(component no longer available).....119

A

ACCESSORY,MINI CHK VAL MANIF.....127
 ACCUMULATOR,180 PSI PRECHARGE*...89,
 123
 ADAPTER, RJ45, GC27-25/GC21-19.....81
 AIR TO PLAT, GS15, ACC.....139
 AIR TO PLAT, GS19, ACC.....139
 ALARM,STEADY TONE***.....71, 117, 119, 137
 ASSEMBLY, DOWN LIMIT, GS.....71, 83
 ASSY, GS BATTERY TRAY.....75
 ASSY,GS BATTERY TRAY.....75
 ASSY,LVL SNSR W/ CONNECTOR.....71
 ASSY,MOTOR CONTRL HARN,CE.....85
 ASSY,MOTOR CONTROL HARNESS.....85, 87
 ASSY,MOTOR CONTROL HARNESS,CE.....87
 ASSY,POT HOLE PUSHER,GS***.....73
 ASSY,POTHOLE HARNESS,GS.....83
 ASSY,ROT SNSR W/ HARNESS.....83, 147

B

BALL STUD, GAS STRUT, 3/8-16.....73
 BAND KIT,5.6" DIA MOTOR***.....131
 BASE WITH 1 NC CONTACT, E-STOP.....81,
 117, 119
 BATTERY CABLE ASSY, GS30/32.....85, 87
 BATTERY,MAINTENANCE FREE,6V***.....75
 BATTERY,T105 W/LPT,3 CAP,DRY**.....75
 BEACON ACC,STANDARD.....137
 BEARING,0.75IDX1.00ODX0.75L.....91
 BEARING,0.75IDX1.00ODX1.38L.....73
 BEARING,1.26IDX1.53ODX1.25L.....93, 95
 BEARING,1.5025IDX1.5075ODX1.5L.....133
 BEARING,1.523IDX1.75ODX0.63L.....73
 BEARING,1.5IDX1.75ODX1.5L,PTFE.....67
 BEARING,FL,0.75ID X 1 OD X .49.....67
 BEARING,MOTOR.....131
 BEARING,MOTOR,36843,BRUSH END*.....131
 BOLT,CARRIAGE,1/2-13X1.50,GR5.....91
 BOLT,CARRIAGE,1/2-13X1.75, G5.....69, 147
 BOLT,CARRIAGE,1/4-20 X .75,G2.....71, 75,
 79, 81, 115, 137
 BOLT,CARRIAGE,1/4-20 X 1.00,G2.....89
 BOLT,CARRIAGE,1/4-20 X 1.25,G2.....79, 89
 BOLT,CARRIAGE,1/4-20 X 3.50,G2.....71
 BOLT,CARRIAGE,3/8-16X1.25,GR5.....67, 69,
 73, 91, 143
 BOLT,CARRIAGE,5/16-18 X 2.0,G2.....141
 BOOT, 2 SWITCH, SILICON.....121
 BOX,INSTRUCTION STORAGE.....98, 102,
 106, 110
 BRACKET,FOOT PEDAL.....97-98, 101-102,
 105-106, 109-110
 BRACKET,LIMIT SWITCH MTG***.....73
 BRAKE,HYDRAULIC***.....123
 BREATHER CAP,HYD. TANK,1/4 NPT.....79
 BRUSH,PWR UNIT (40844)**.....131
 BULB,FLASHING BEACON.....137
 BUMPER, PAR, FRONT, HORIZONTAL.....145
 BUMPER, PAR, FRONT, VERTICAL.....145
 BUMPER, PAR, SIDE, HORIZONTAL.....145
 BUMPER, PAR, SIDE, VERTICAL.....145

BUMPER,FOAM,FRONT ELBOW.....145
 BUSHING,FLNGD,63 X .77 X .38.....73
 BUTTON,.800 O.D. X .281.....97-98, 101-102,
 105-106, 109-110
 BUTTON,PUSH,RED MUSHROOM
 HEAD.....81, 117, 119

C

CABLE ASSY, BATT, 23"RD.....87
 CABLE ASSY, BATT,19"AND.BLK.....85
 CABLE ASSY,BATT, 12" RED.....87
 CABLE ASSY,BATT, 20" BLK.....87
 CABLE ASSY,BATT, 7.50" BLACK.....85
 CABLE ASSY,BATT, 7.50" RED.....85
 CABLE ASSY,BATT,5.50"RED.....85, 87
 CABLE ASSY,BATT,7.50",AND. RED.....85
 CABLE ASSY,BATT,9.50"RED.....85, 87
 CABLE ASSY., BATT. 12" BLACK.....87
 CABLE ASSY., BATT. 14" RED.....87
 CABLE ASSY., BATT. 81" RED.....87
 CABLE ASSY., BATT. 85" BLACK.....87
 CABLE ASSY,BATT.75",AND.RED.....85
 CABLE ASSY,BATT.75".AND.BLK.....85
 CABLE BRACKET,PAINTED.....133, 147
 CABLE TIE,11.5" BLACK.....113, 133, 139, 141
 CABLE TIE,14.5" YELLOW.....145
 CABLE, LIFT CYL DOWN WO/LS.....83
 CABLE, LIFT CYL DOWN, W/ LS.....83
 CABLE, PLATFORM CONTROL, 15XX.....83
 CABLE, PLATFORM CONTROL, 19XX.....83
 CABLE,EMERGENCY DOWN.....71
 CAM FOLLOWER,1.125X.375,DELRLN.....73
 CAP, TUBE, SQ,1.25 X .083.....97-98, 101-
 102, 105-106, 109-110
 CAP,BUTTON,K12.....117, 119
 CAP,DIAGNOSTIC NIPPLE.....125
 CE CONTROL HARNESS, SLAB.....85, 87
 CHAIN GATE KIT,GS30.....113
 CHAIN,3/16,OPEN LINK 22.5".....113
 CHARGER INTERLOCK CBLE,GS30/32.....83
 CHARGER,BAT,24VDC,H/LO GEN2.....77
 CHASSIS MOUNT ASSY, GS30.....91
 CHECK DISK, NO SPRING.....125
 CIRCUIT BREAKER,7.0 AMP***.....81
 CLAMP,1.31,#21 X 1/4,RUB CUSH.....141
 CLAMP,2 HOSE,PLASTIC,5/8.....67, 71
 CLAMP,CABLE & HOSE.....89
 CLAMP,HOSE,1 EAR, 11/16.....133
 CLAMP,HOSE,1 EAR,1-1/16***.....79
 CLAMP,RUB CUSH,0.75,#12 X 3/8*.....139
 CLIP, CABLEBRIDGE, MINI.....95
 CLIP,DTM,RECEPTACLE.....147
 CLIP,HAIR PIN .125 X 2.....67
 COIL CORD,WORKLIGHT(144011).....141
 COIL,#8 20VDC,DEUTSCH W/DIOD.....125
 COIL,20VDC DEUTSCH W/DIODE.....125
 COIL-SOLENOID VALVE,20V DC***.....133
 CONN,SQUEEZE,1/2NPT .38-.50,SM.....115
 CONN,SQZ,BLK,1/2NPT,-38-.50,SM.....147
 CONNECTOR, 070120-12-8.....135
 CONNECTOR, IEC CHARGER CORD.....77
 CONNECTOR,070120-4-4.....129, 135
 CONNECTOR,070120-4-6.....135
 CONNECTOR,070120-6-6.....133, 135
 CONNECTOR,070120-8-6.....135
 CONTACT,NC.....81

CONTACTOR,DRIVE,24V,180A***.....75
 CONTACTOR,LIMIT SWITCH.....71, 73
 COUNTERWEIGHT,CAST,CE,1930/32.....69
 COUPLER,1/4"SERIES,3/8 P-LOK.....139
 COVER, RJ45, GC27-25/GC21-19.....81
 COVER,BLANK.....115
 COVER,GFCI,HORIZONTAL,WEATHER.....115
 COVER-BRUSH INSPEC.40844,SCISS.....131
 CYLINDER, MINI LIFT.....133
 CYLINDER,GS/GR STEER***.....123

D

DECAL KIT,1530 COMP,SYM,ANSI.....19
 DECAL KIT,1530 COMP,SYM,CE.....19
 DECAL KIT,1530 COMP,WRD,ANSI.....11
 DECAL KIT,1530 COMP,WRD,AUST.....11
 DECAL KIT,1530 PLAT.,SYM,ANSI.....19
 DECAL KIT,1530 PLAT.,SYM,CE.....19
 DECAL KIT,1530 PLAT.,WRD,ANSI.....11
 DECAL KIT,1530 PLAT.,WRD,AUST.....11
 DECAL KIT,1532 COMP,SYM,CE.....33
 DECAL KIT,1532 COMP,WRD,AUST.....27
 DECAL KIT,1532 PLAT.,SYM,CE.....33
 DECAL KIT,1532 PLAT.,WRD,AUST.....27
 DECAL KIT,1930 COMP,SYM,ANSI.....47
 DECAL KIT,1930 COMP,SYM,CE.....47
 DECAL KIT,1930 COMP,WRD,ANSI.....39
 DECAL KIT,1930 COMP,WRD,AUST.....39
 DECAL KIT,1930 PLAT.,SYM,ANSI.....47
 DECAL KIT,1930 PLAT.,SYM,CE.....47
 DECAL KIT,1930 PLAT.,WRD,ANSI.....39
 DECAL KIT,1930 PLAT.,WRD,AUST.....39
 DECAL KIT,1932 COMP,SYM,CE.....61
 DECAL KIT,1932 COMP,WRD,AUST.....55
 DECAL KIT,1932 PLAT.,SYM,CE.....61
 DECAL KIT,1932 PLAT.,WRD,AUST.....55
 DECAL PLATE ASSY W/SYM DECALS.....98,
 101-102, 106, 109-110
 DECAL PLATE ASSY,GS30,ANSI.....98, 101-
 102, 106, 109-110
 DECAL PLATE ASSY,GS30,AUSTRAL.....98,
 101-102, 106, 109-110
 DECAL, LABEL, SAFETY ARM SYMB.....21,
 35, 49, 63
 DECAL, LABEL,AUX LOWERING...21, 35, 49,
 63
 DECAL, OP INST, PLAT, GS30, ANSI.....15, 43
 DECAL, OP INST, PLAT, GS30, AUS....17, 31,
 45, 59
 DECAL, SMARTLINK PROPORTIONAL.....15,
 17, 23, 25, 31, 37, 43, 45, 51, 53, 59, 65
 DECAL, STD, PROP LIFT, UI, SVC.....15, 17,
 23, 25, 31, 37, 43, 45, 51, 53, 59, 65, 117
 DECAL, UI, GS/GR, PROP LIFT.....15, 17, 23,
 25, 31, 37, 43, 45, 51, 53, 59, 65, 119
 DECAL,CHEVRON RANDO HD.....13, 29, 41,
 57
 DECAL,COMPARTMENT ACCESS.....13, 29,
 41, 57
 DECAL,COSMETIC,GENIE GS-1530*.....15,
 17, 23, 25
 DECAL,COSMETIC,GENIE GS-1532.....31, 37
 DECAL,COSMETIC,GENIE GS-1930**.....43,
 45, 51, 53
 DECAL,COSMETIC,GENIE GS-1932.....59, 65

Part Description Index (continued)

DECAL,DANGER DO NOT ALTER SWTC.....11, 27, 39, 55	DECAL,LABEL,TRANSPORT TIEDOWN*...11, 13, 19, 21, 27, 29, 33, 35, 39, 41, 47, 49, 55, 57, 61, 63	DECAL-SYM-TIP-OVR,BATTRIES.....19, 33, 47, 61
DECAL,DANGER,BATTERY SAFETY***.....11, 27, 39, 55	DECAL,LABEL,UCON HYDROLUBE.....13, 29, 41, 57	DIAGNOSTIC FEMALE Q-DSCNT.....125
DECAL,DANGER,BRAKE REL SAFETY.....11, 27, 39, 55	DECAL,LABEL,WHEEL LOAD 1530.....11, 13, 19, 21	E
DECAL,DANGER,CRUSHING HAZARD.....11, 13, 27, 29, 39, 41, 55, 57	DECAL,LABEL,WHEEL LOAD 1930.....39, 41, 47, 49	ELBOW,070220-12-10.....135
DECAL,DANGER,ELEC HAZARD,GS.....11, 13, 27, 29, 39, 41, 55, 57	DECAL,LABEL,WHEEL LOAD 19XX.....39, 41, 47, 49, 55, 57, 61, 63	ELBOW,070220-4-4.....135
D E C A L , D A N G E R , E L E C T HAZARD,PLUG.....11, 13, 27, 39, 41, 55	DECAL,LABEL-DIRECTION ARROWS.....15, 17, 23, 25, 31, 37, 43, 45, 51, 53, 59, 65	ELBOW,070220-6-6.....135
DECAL,DANGER,IMPROPER USE HAZ.....13, 29, 41, 57	DECAL,LABEL-TRANSPORT DIGRAM.....11, 19, 27, 33, 39, 47, 55, 61	ELBOW,070220-6-8.....135
DECAL,DANGER,TIP-OVER,TILT.....15, 17, 31, 43, 45, 59	DECAL,LABEL-WHEEL LOAD 1530/32.....11, 13, 19, 21, 27, 29, 33, 35	ELBOW,070320-6-6.....135
DECAL,DANGER,TIP-OVER,TRAYS.....11, 13, 27, 29, 39, 41, 55, 57	DECAL,LANYARD ANCHORAGE POINT...15, 17, 23, 25, 31, 37, 43, 45, 51, 53, 59, 65	ENCLOSURE, GC14-1, TOP.....117
DECAL,DANGER-GEN SAFETY.....15, 17, 31, 43, 45, 59	DECAL,MEMBRANE, GR/GRC/GS GCON...81	ENCLOSURE, GC21-19, BK.....81
DECAL,DANGER-TIP-OVER,BATT.....11, 27, 39, 55	DECAL,NOTICE-DO NOT OPEN DOOR.....27	ENCLOSURE,GC14-1/GC16-1, BOT.....117, 119
DECAL,DANGER-USE SAFETY ARM.....11, 13, 27, 29, 39, 41, 55, 57	DECAL,OP INST,GCON.....13, 29, 41, 57	ENCLOSURE,GC27-25/GC21-19,FRNT.....81
DECAL,E-STOP,GR/GRC/GS PCON...15, 17, 23, 25, 31, 37, 43, 45, 51, 53, 59, 65, 117, 119	DECAL,OP INST,PCON,GS-30,ANSI.....15, 43	ENCLOSURE,STD 4-BUTTON,TOP.....119
DECAL,EMERGENCY LOWERING.....13, 29, 41, 57	DECAL,OP INST,PCON,GS-30,AUS.....17, 31, 45, 59	END RAIL,SWING GATE,RIGID.....113
DECAL,EMERGENCY STOP,GR.....13, 21, 29, 35, 41, 49, 57, 63	DECAL,POWER TO PLATFORM 115V.....13, 15, 17, 21, 23, 25, 29, 31, 35, 37, 41, 43, 45, 49, 51, 53, 57, 59, 63, 65	ENTRY SWING TUBE...97-98, 101-102, 105-106, 109-110
DECAL,GCON PANEL,GS.....13, 21, 29, 35, 41, 49, 57, 63	DECAL,POWER TO PLATFORM 230V.....13, 15, 17, 21, 23, 25, 29, 31, 35, 37, 41, 43, 45, 49, 51, 53, 57, 59, 63, 65	EXT RAIL ASSY, UPPER, GS30.....98, 101-102, 106, 110
DECAL,INSTR-INDOOR USE,AUS.....17, 45	DECAL,PROPEL,GR/GRC/GS,PCON.....15, 17, 23, 25, 31, 37, 43, 45, 51, 53, 59, 65, 117, 119	F
DECAL,INSTR-MANUAL FRC,AUS.....31, 59	DECAL,SKIN INJECTION.....13, 29, 41, 57	FIELD ASSY,REC.CHARGER PLUG.....115
DECAL,INSTR-MAX CAP 500 LBS.....43, 45, 59	DECAL,SYM MAX CAP 227 KG,CE.....53, 65	FILLER CAP(PLUG 1-1/2" NPT HEX.....79
DECAL,INSTR-MAX CAP 600LBS.....15, 17, 31	DECAL,SYM MAX CAP 272 KG,CE.....25, 37	FILTER ASSY,FIBRGLS,#8-#8.....123
DECAL,INSTR-SIDE FRC,ANSI.....15, 43	DECAL,SYM-ELEC HAZARD,PLUG.....21, 35, 49, 63	FILTER ASSY,SAE8,10 MIC,PAPR**.....123
D E C A L , I N S T R U C T , B A T T E R Y CONNECT.....11, 27, 39, 55	DECAL,SYM-MAXCAP 500.....51	FILTER ELEMENT,10MICRON,PAPER*.....123
DECAL,INSTRUCT-ANNUAL INSP REQ....13, 29, 41, 57	DECAL,SYM-MAXCAP 600.....23	FILTER ELEMENT,BETA(10)=200.....123
DECAL,INSTRUCTIONS-CHARGER OP....11, 27, 39, 55	DECAL,SYM-SIDE FORCE 445N.....23, 51	FITTING,STRAIGHT DRIVE-IN ZERK.....67
DECAL,LABEL,AIRLINE 110 PSI....13, 15, 17, 21, 23, 25, 29, 31, 35, 37, 41, 43, 45, 49, 51, 53, 57, 59, 63, 65	DECAL,SYM-SIDEFORCE 200400.....37, 65	FIXED RAILS ASSY, GS30 SYMBOL.....98, 102, 106, 110
DECAL,LABEL,FAULT CODES.....15, 17, 31, 43, 45, 59	DECAL,SYM-SIDEFORCE 400N ID.....25, 53	FIXED RAILS ASSY,GS30,ANSI.....98, 102, 106, 110
DECAL,LABEL,LIFTING EYE....11, 13, 19, 21, 27, 29, 33, 35, 39, 41, 47, 49, 55, 57, 61, 63	DECAL,SYM-TIP-OVER,TRAYS.....19, 21, 33, 35, 47, 49, 61, 63	FIXED RAILS ASSY,GS30,AUSTRAL.....98, 102, 106, 110
DECAL,LABEL,MANUAL NOT HERE...15, 17, 31, 43, 45, 59	DECAL,SYM-TIP-OVR,LIM SWITCH....19, 33, 47, 61	FLASH DRIVE,SL1K1.0 SOFTWARE.....117
DECAL,LABEL,PATENTS.....11, 39	DECAL,SYM-TIP-OVR,TILT ALARM.....23, 25, 37, 51, 53, 65	FLASH DRIVE,SL1K2.0 SOFTWARE.....119
DECAL,LABEL,PETRO CANADA***.....13, 29, 41, 57	DECAL,SYMBOL-BATTERY SAFETY.....19, 33, 47, 61	FOAM,CLOSED CELL 1.75X.250X18".....113
DECAL,LABEL,PLAT CONT LOCATION.....15, 17, 31, 43, 45, 59	DECAL,SYMBOL-BRAKE REL SAFETY....19, 33, 47, 61	FOOTPEDAL W/NON-SKID TAPE,GS.....97-98, 101-102, 105-106, 109-110
DECAL,LABEL,PWR TO CHARGR 115V....11, 13, 21, 27, 35, 39, 41, 49, 55, 63	DECAL,SYMBOL-COMP ACCESS.....21, 35, 49, 63	FORMING, ACCUMULATOR BRACKET.....89
DECAL,LABEL,PWR TO CHARGR 230V....11, 13, 21, 27, 35, 39, 41, 49, 55, 63	DECAL,SYMBOL-CRUSHING HAZARD.....19, 21, 33, 35, 47, 49, 61, 63	FORMING, ACCUMULATOR CLAMP.....89
DECAL,LABEL,QUINTOLUBRIK.....13, 29, 41, 57	DECAL,SYMBOL-ELEC HAZARD,GS.....19, 21, 33, 35, 47, 49, 61, 63	FORMING, ALARM BRACKET,MINI.....71
DECAL,LABEL,SAFETY ARM.....13, 29, 41, 57	DECAL,SYMBOL-READ THE MANUAL.....21, 23, 25, 35, 37, 49, 51, 53, 63, 65	FORMING, FILTER-CNTRLR MOUNT.....79
DECAL,LABEL,STATOIL HYDRA WAY.....13, 29, 41, 57	DECAL,SYMBOL-SKIN INJECT HAZRD...21, 35, 49, 63	FORMING, HALF GATE HINGE.....113
DECAL,LABEL,TIRE SPECS....11, 13, 27, 29, 39, 41, 55, 57	DECAL,SYMBOL-USE SAFETY ARM.....19, 21, 33, 35, 47, 49, 61, 63	FORMING, REC. PLUG BRKT.....71
	DECAL,WARN,IMPROPER OPERATION...15, 17, 31, 43, 45, 59	FORMING, CONTACTOR MOUNT,GS.....75
		FORMING,CONTROL PANEL.....81
		FORMING,CWT CLAMP.....69
		FORMING,FUSE BRACKET.....75
		FORMING,HOSE CLAMP SUPPORT.....67
		FORMING,PADLOCK BRACKET.....131
		FORMING,PLAT CONTROL BOX.....117, 119
		FRMG,ARM SENSOR BRCKT,MINI.....147
		FRMG,CHASSIS BRKT.....147
		FRMG,CHASSIS BRKTING.....147
		FRMG,SENSOR COVERING.....147
		FRMNG,ARM SENSOR BRCKT,MINI.....147
		FRMNG,SENSOR COVER,MINI.....147
		FUSE BLOCK, ANN & ANL FUSE.....75
		FUSE,275 AMP,VERY FAST ACTING.....75
		FUSE,BATTERY CHARGER***.....77
		G
		GAS SHOCK,SCISSORS***.....73
		GASKET, UK & DIN PWR. TO PLAT.....115
		GASKET, UK RECEPTACLE.....115

GASKET,(BOOT) FLANGE INLET PLG.....115
 GCON, GR/GRC/GS.....81
 GCON,STD,PROP LIFT.....81
 GROMMET,RUBBER 2.5 X 3.0.....71
 GROMMET,RUBBER,1.50IDX,375.....71
 GROMMET,SLAB HYD TANK***.....79
 GROUND STRAP,12"LG***.....73
 GROUND WIRE ASSY,GS.....87
 GS30 RIDGID MAIN SIDE SQ RAIL.....97-98,
 101-102, 105-106, 109-110

H

HANDLE HALF,LEFT,W/TOP SWITCH.....121
 HANDLE HALF,RIGHT,W/TOP SWITCH.....121
 HANDLE,ANDERSON CONNECTOR SB...131
 HARNESS ASSEMBLY, INVERTER.....83
 HARNESS, ESTOP, GR/GRC/GS
 PCON.....117, 119
 HARNESS, GS FUNC MANIFOLD.....83
 HARNESS, GS POWER CONTRL.....83
 HARNESS, GS SENSORS, ANSI.....83
 HARNESS, GS SENSORS, CE.....83
 HARNESS, ROTARY ANGLE.....83
 HARNESS,FUNCTION MANIFOLD,GS.....83
 HARNESS,PRESS,TRANSDUCER***.....83,
 147
 HINGE, SPRING, LONG LEG.....113
 HORN,24VDC,SPADE TERMINALS***.....137
 HOSE ASSY, LEFT.....135
 HOSE ASSY, MAN/ACCUM, MINI.....135
 HOSE, ASSY.....135
 HOSE, ASSY, BRAKE.....135
 HOSE, ASSY, LOWER LIFT.....135
 HOSE, ASSY, LOWER VENT.....135
 HOSE, ASSY, MAN TO FILTER.....135
 HOSE, ASSY, MOTOR CROSSOVER.....135
 HOSE, ASSY, PRESSURE.....135
 HOSE, ASSY, STEER.....135
 HOSE, ASSY, UPPER LIFT.....135
 HOSE, ASSY, UPPER VENT.....135
 HOSE,ASSY,DRIVE MOTORS,MINI.....135
 HOSE,LOW PRESSURE,,375 ID,BLK.....139
 HOUSING,LOCK PIN....97-98, 101-102, 105-
 106, 109-110
 HRNS ASSY,RESISTOR DIODE.....83
 HRNS,CONTACTOR SIGNAL,GS30/32.....87
 HYD. TANK KIT, GS30,32,46.....79
 HYDR TRAY ASSY W/WORDS.....79
 HYDR TRAY ASSY,GS30 W/SYMBOLS.....79

I

INNER ARM ASSY#1,15&19FT,SYMB.....93,
 95
 INNER ARM ASSY#1,15&19FT,WORD.....93,
 95
 INNER ARM ASSY, #3, 19FT.....95
 INNER ARM ASSY,#2,15/19 FT,WRD.....93, 95
 INNER ARM ASSY,#3,15FT.....93
 INNER ARM ASSY,#4 19FT.....95
 INVERTER,24VDC,110/230 VAC***.....143

J

JOYSTICK, HALL EFFECT, SINGLE.....121

K

KEY SINGLE***.....81
 KEY,RECTANGULAR,,31X.28X1.25**.....67, 69

KEY,SINGLE***.....81
 KEYS,10 PACK***.....81
 KEYSWITCH,3 POS W/KEYS,LOCKING.....81
 KEYSWITCH,3 POS. W/KEYS***.....81
 KIT, MINI LIFT CYL SEAL.....133
 KIT, SL PROP UPGRD, ANSI SYM, GS.....117
 KIT, SL PROP UPGRD, ANSI, GS30.....117
 KIT, SL PROP UPGRD, AUS, GS30.....117
 KIT, SL PROP UPGRD, CE, GS.....117
 KIT,BATTERY CHARGER,24V.....77
 KIT,BOOT,JOYSTICK,SL1000.....121
 KIT,COIL CORD,CONTRLR,SL1000.....117,
 119
 KIT,CONN,PLUG W/SCKT AND LOCK.....83
 KIT,CONN,RECEPT W/PIN AND LOCK.....83
 KIT,CONTACTOR,W INV.....79
 KIT,DYN BRAKING VALVE,MINI.....125
 KIT,GASKET,UK POWER TO PLAT.....115
 KIT,GATE LATCH.....113
 KIT,MANIFOLD,200 PSI CV,MINI.....127
 KIT,MINI FULL HT,ANSI GATE.....113
 KIT,MTR CNTRLR REPLACEMENTGS30%...79
 KIT,STEER CYL SEAL.....123
 KIT,STEER CYL SEAL,040271P,HDM.....123
 KIT,STEER CYL SEAL,040499P,HDM.....123
 KIT,STEER CYL SEAL,040505P,HDM.....123
 KIT,SWITCH,JYSTK,SL1000.....121
 KNOB,HAND PUMP (RED)***.....129
 KNOB,PILOT OP VALVE (BLACK)***.....129

L

LABEL, GR/GRC/GS PCON.....117
 LABEL, SERIAL, GC21-19.....81
 LADDER ASSY,GS30,SYM.....69
 LADDER ASSY,GS30,WORD,ENG.....69
 LANYARD ROLLER BRKT ASSY W/DEC...98,
 102, 106, 110
 LANYARD,BLACK NYLON,TYPE 1***.....98,
 102, 106, 110
 LATCH HANDLE.....113
 LATCH, LRG PADDLE HANDLE GS90.....75,
 79
 LENS,FLASHING BEACON.....137
 LEVER ARM,ANGLE SENSR
 ACTUATOR.....147
 LINK BUMPER.....93, 95
 LINK, OPEN-END.....113
 LOCK, CONNECTOR.....77
 LOCKNUT,ELEC,1/2".....115

M

MAIN RAIL, FOLDING, GS30.....97-98, 101-
 102, 105-106, 109-110
 MANIFOLD,200 PSI CHECK VALVE.....127
 MANIFOLD,BRAKE RELEASE.....129
 MANIFOLD,FUNCTION.....125
 MANUAL BOX W/DECALS***.....98, 102, 106,
 110
 MANUAL,OWNERS,CHARGER,105739.....77
 MOTOR CONTROLLER, DC,24V,300A.....79
 MOTOR,ELECTRIC,24VDC 4.5HP.....131
 MOTOR,HYDRAULIC,530,14.0CU.IN*.....123

N

NICKEL PLATED JAM NUT.....81
 NIPPLE,DIAGNOSTIC,#4 PORT***.....125
 NUT.....81
 NUT - PLASTIC,RING FOR ALARMS...71, 137

NUT, NYLOCK, 3/8-16.....145
 NUT,CASTLE,1.125-18 UNEF.....67, 69
 NUT,COIL (39909).....133
 NUT,CORDGRIP,1/2 NPT.....147
 NUT,LOCKING-LG.FLANGE,1/4-20.....71, 89
 NUT,LOCKING-LG.FLANGE,5/16-18.....75
 NUT,LP NYLOCK,1/2-13.....69
 NUT,LP NYLOCK,1/4-20.....75, 147
 NUT,LP NYLOCK,3/8-16.....97-98, 101-102,
 105-106, 109-110, 113
 NUT,LP NYLOCK,5/16-18.....97-98, 101-102,
 105-106, 109-110
 NUT,NYLOCK,1/2-13.....67, 91, 147
 NUT,NYLOCK,1/4-20.....67, 71, 75, 79, 81, 89,
 113, 115, 137
 NUT,NYLOCK,10-32.....71, 137
 NUT,NYLOCK,3/8-16.....67, 69, 73, 91, 93, 95,
 113, 143
 NUT,NYLOCK,5/16-18.....75, 141
 NUT,NYLOCK,8-32.....115, 147
 NUT,RETAINER (96008).....81
 NUT,WING 5/16-18.....141
 NUT-COIL SHORT.....125
 NUT-THIN HEAVY HEX, 1/4-20.....75

O

O-RING KIT (ORFS FITTINGS).....125
 O-RING-6.....135
 OFFSET, RDN, 1/4-1.25,10-32.....147
 ORIFICE,LONG, .037***.....133
 OUTER ARM ASSY#1,15&19FT WORD.....93,
 95
 OUTER ARM ASSY,#1,15&19FT SYMB.....93,
 95
 OUTLET,110V GFCl***.....115

P

PCBA, GC14-1.....117
 PCBA, GC21-19.....81
 PCBA,GCON STD,PROP LIFT.....81
 PCBA,PCON STD,PROP LIFT.....119
 PCON, GR/GRC/GS.....117
 PCON,STD,PROP LIFT,GR/GS.....119
 PIN, CHASSIS PIVOT.....93, 95
 PIN, CYLINDER, SHORT.....93, 95
 PIN, LOCK.....97-98, 101-102, 105-106, 109-
 110
 PIN, MINI, CENTER.....93, 95
 PIN, WIRE LOCK 3/8 X 2 -1/2.....98, 102, 106,
 110
 PIN,1.50DIAx8.95LG,1HOLE.....93, 95
 PIN,CLEVIS,.375 X 1.75 LG.....73
 PIN,CLEVIS,.625 X 1.56,ZINC PL.....73
 PIN,CLEVIS,.625 X 1.88,ZINC PL.....73
 PIN,CLEVIS,.75 X 2.....67
 PIN,COTTER,.125 X .75.....73
 PIN,COTTER,.156 X 2.5.....67, 69
 PIN,MINI END.....93, 95
 PIN,STEER CYLINDER.....67
 PLAT CONTROL BRKT ASSY,GS MINI.....117,
 119
 PLAT ENTRY ASSY,RIGID GS30.....113
 PLAT EXT DECK ASSY,GS30.....97-98, 101-
 102, 105-106, 109-110
 PLAT MAIN DECK ASSY,1530 ANSI.....97-98
 PLAT MAIN DECK ASSY,1530 AU.....97-98
 PLAT MAIN DECK ASSY,1530 CE.....97-98
 PLAT MAIN DECK ASSY,1530 SMBL.....97-98

Part Description Index (continued)

PLAT MAIN DECK ASSY,1532 AU.....101-102
 PLAT MAIN DECK ASSY,1532 CE.....101-102
 PLAT MAIN DECK ASSY,1930 ANSI.....105-106
 PLAT MAIN DECK ASSY,1930 AU.....105-106
 PLAT MAIN DECK ASSY,1930 CE.....105-106
 PLAT MAIN DECK ASSY,1930 SMBL.....105-106
 PLAT MAIN DECK ASSY,1932 AU.....109-110
 PLAT MAIN DECK ASSY,1932 CE.....109-110
 PLATE, AC ADAPTER(AUS).....115
 PLATE, COUNTERWEIGHT LOCK.....69
 PLATE, INVERTER MOUNT.....143
 PLATE, LIMIT SWITCH MOUNT.....71
 PLATE,AC ADAPTER(ANSI/CSA).....115
 PLATE,AC ADAPTER,DIN/UK***.....115
 PLATE,BEACON MOUNT.....137
 PLATE,BRAKE SPACER.....69
 PLATE,HARNESS MOUNT.....79
 PLATE,HOSE ROUTG,BULKHEAD(PTD).....67,71
 PLATE,POTHOLE LINK,GS30.....73
 PLATFORM MOUNT ASSY, 15 FT.....91
 PLATFORM MOUNT ASSY, 19 FT.....91
 PLUG AND CAP KIT-SERVICE,ORFS*.....125
 PLUG, 6POS ECO PWR.....117, 119
 PLUG,1/4"SERIES,3/8 P-LOCK***.....139
 PLUG,DTM SEAL 20-24GA.....83
 PLUG,ELECTRICAL,220/50,NOVON.....115
 PLUG,ELECTRICAL,DOMESTIC.....115
 PLUG,FLG INLET,15A/125V,2PWGD.....115
 PLUG,FUSED,250V,13AMP,U.K.**.....115
 PLUG,PWR,UK,16AMP,3PIN,BLK.....115
 POT HOLE GUARD,LT,WLDMT.....73
 POT HOLE GUARD,RT,WLDMT.....73
 POTHOLE BELL CRNK LINK ASSYGS30.....73
 POWER CORD, IEC 320 BLANK.....115
 POWER CORD, IEC 320, 115".....77
 PRTY,FLOW CNTRL VALVE,.75 GPM.....125
 PUMP,4CC GEAR,CCW.....131
 PUMP,4CC GEAR,CCW***.....131

Q

QUICK DISCONNECT CASING,BATT**.....75

R

RECEPTACLE, DIN, 220V 50A.....115
 REF. BATTERY CHARGER.....83
 REF. BATTERY COMPARTMENT.....83
 REF. BEACONS.....83
 REF. BRAKE RELEASE MANIFOLD.....69
 REF. DC MOTOR.....83
 REF. ELECTRIC MOTOR/PUMP.....79
 REF. ELECTRICAL WIRING AND POWER CABLES.....83
 REF. FILTER ASSY.....79
 REF. FORMING,CONTROL PANEL.....79
 REF. FUNCTION MANIFOLD.....83
 REF. FUSE.....83
 REF. GCON, GR/GRC/GS.....79
 REF. GROUND CONTROLS.....83
 REF. GS-1530 Symbol Decal Kits.....21, 23, 25
 REF. GS-1530 Word Decal Kits.....13, 15, 17
 REF. GS-1532 Symbol Decal Kits.....35, 37
 REF. GS-1532 Word Decal Kits.....29, 31
 REF. GS-1930 Symbol Decal Kits.....49, 51, 53
 REF. GS-1930 Word Decal Kits.....41, 43, 45
 REF. GS-1932 Symbol Decal Kits.....63, 65

REF. GS-1932 Word Decal Kits.....57, 59
 REF. HYDRAULIC BRAKE.....69
 REF. Joystick Controller.....83
 REF. LEVEL SENSOR.....83
 REF. LIFT CYLINDER VALVE.....83
 REF. LIFT CYLINDER.....93
 REF. MOTOR CONTROLLER.....83
 REF. TIRE AND WHEEL ASSEMBLY.....69
 REF: Lift Cylinder Down Cable.....85, 87
 REF: Platform Control Cable.....85, 87
 REF:DECAL,STD,PROP LIFT,UI,SVC.....119
 RESISTOR,200 OHM 10W,CERAMIC.....83
 RIGID EYE SNAP.....113
 RIVET,ALUM,STL,.188 X .250.....97-98, 101-102, 105-106, 109-110
 RIVET,STL,STL,.188 X .45.....97-98, 101-102, 105-106, 109-110, 147
 ROCKER,2 SWITCH.....121
 ROD END,.250 X 2.75 LG.....67, 93, 95
 ROLLER ARM,LIMIT SWITCH***.....71, 73
 ROLLER BRACKET ASSY, GRND CNTR...97-98, 101-102, 105-106, 109-110
 ROLLER,PLATFORM EXTENSION.....97-98, 101-102, 105-106, 109-110
 RUE RING,3/4 PIN.....73
 RUE RING,5/8 PIN.....73

S

SAFETY CHOCK,SCISSOR.....93, 95
 SCREW, HHC, 3/8-16 X 1.....145
 SCREW, SELF TAP.....121
 SCREW, YOKE LOCK ALL SLABS.....67
 SCREW,BHHS,3/8-16 X 1.75.....69
 SCREW,BHSCS,M5X10,SS.....117, 119
 SCREW,GRUB,M5X8MM CUP(BLK).....121
 SCREW,GRUB,M5X8MM,HLF DOG,BZP...121
 SCREW,HEX HD,NO SLOT,#14X.50.....75
 SCREW,HHC,1/2-13 X 3.5.....67, 69
 SCREW,HHC,1/2-13 X 5 GR5, PLT.....69
 SCREW,HHC,1/4-20 X .5.....133, 147
 SCREW,HHC,1/4-20 X .625.....137, 147
 SCREW,HHC,1/4-20 X .75.....143
 SCREW,HHC,1/4-20 X 1.....67, 147
 SCREW,HHC,1/4-20 X 1.25.....75, 79
 SCREW,HHC,1/4-20 X 1.5.....89
 SCREW,HHC,1/4-20 X 1.75.....71
 SCREW,HHC,1/4-20 X 2.....113
 SCREW,HHC,1/4-20X3.25,GR8.....67
 SCREW,HHC,3/8-16 X .75.....67, 98, 102, 106, 110
 SCREW,HHC,3/8-16 X 1.50,GR5.....93, 95
 SCREW,HHC,3/8-16 X 2.....97-98, 101-102, 105-106, 109-110, 113
 SCREW,HHC,3/8-16 X 2.5.....95, 113
 SCREW,HHC,3/8-16 X 2.75.....93
 SCREW,HHC,5/16-18 X 2.....141
 SCREW,PHIL,8-32X.50,SELF TAP.....115
 SCREW,PHILLIPS,PHM,10-32 X .38.....75
 SCREW,PHILLIPS,PHM,10-32 X .5.....147
 SCREW,PHILLIPS,PHM,10-32 X .75.....137
 SCREW,PHILLIPS,PHM,10-32 X 1.....81
 SCREW,PHILLIPS,PHM,6-32 X .75.....115
 SCREW,PHILLIPS,PHM,8-32 X .5.....115, 147
 SCREW,PHILLIPS,PHM,8-32 X.25**.....81
 SCREW,PHM,4-20X.5, 48-2 TRI-L.....81, 117, 119
 SCREW,PHM,6-19X.75, 48-2 TRI-L.....81
 SCREW,PHM,8-16X.75, 48-2 TRI-L.....117, 119
 SCREW,PHM,8-32X.313,SELF TAP.....147

SCREW,RHM,10-32 X 1.5.....71
 SCREW,RHM,6-32 X .5.....115
 SCREW,SET,8-32X.25.....147
 SCREW,SHC,3/8-24 X 1.25".....131
 SCREW,SHS,5/16-18 X .25.....98, 102, 106, 110
 SEAL KIT, VALVE.....125
 SEAL KIT,39909,PLAT LWR VALVE*.....133
 SEAL KIT,BOSCH PUMP.....131
 SEAL KIT,BOSCH PUMP***.....131
 SEAL KIT,HAND PUMP***.....129
 SEAL KIT,LIFT PUMP,BARNES**.....131
 SEAL KIT,PUMP,GRH,(231572).....131
 SEAL KIT,PUMP,PARKER (228192).....131
 SEAL KIT,RC SERIES DR MOTOR***.....123
 SEAL KIT-FOR P.N.44167.....125
 SEAL KIT-P.N.44169,44172,44171.....125
 SERVICE KIT,INVERTER 800W***.....143
 SHIM,.375 X .063.....98, 102, 106, 110
 SLEEVE,TANK SUPPORT.....79
 SLIDER, UHMW.....91
 SLIDER,MINI PLATFORM,DRILLED**.....91
 SNAP RING,EXTERNAL,1.25 DIA.**.....93, 95
 SPACER, .35ID X .785OD X .435.....141
 SPRING CLIP,1/4-20,.025-.15X.5.....71, 147
 SPRING, HANDLE TRIGGER.....121
 SPRING,COMPRESSION .835 X 2.....113
 SPRING,COMPRESSION.485 X1.75**.....71, 97-98, 101-102, 105-106, 109-110
 SPRING,HAND PUMP ROD.....129
 SPRING-BRUSH,40844, SCISSORS.....131
 STD CONTROL HARNESS, SLAB.....85, 87
 STROBE,BEACON, AC COMP 12-80V.....137
 SVC KIT,UK RECEP.REPLACEMENT.....115
 SWING GATE ASSY,1530/1930 AUS.....113
 SWING GATE ASSY,1532/1932 AUS.....113
 SWING GATE ASSY,GS1530 CE.....113
 SWING GATE ASSY,GS1532 CE.....113
 SWING GATE ASSY,GS1930 CE.....113
 SWING GATE ASSY,GS1932 CE.....113
 SWING GATE ASSY,GS30/32**.....113
 SWITCH,LIMIT,W/ROLLER ARM***.....71, 73

T

T-BOX,2.75 X 4.5 X 2.0.....115
 TANK,HYD, SLAB SCISSORS.....79
 TAPE,NON-SKID,DIE CUT,1.38X1.5.....97-98, 101-102, 105-106, 109-110
 TAPE,NON-SKID,DIE CUT,4"X 16".....97-98, 101-102, 105-106, 109-110
 TAPE,NON-SKID,DIE CUT,4"X 32".....97-98, 101-102, 105-106, 109-110
 TAPE,NON-SKID,DIE CUT,4"X 40".....97-98, 101-102, 105-106, 109-110
 THREADED ROD,(1/4-20),25.50.....75
 TIE ROD ASSEMBLY.....67
 TRAVEL ALARM ACC, SLAB.....137
 TRIGGER, EXTENDED.....121
 TUBE, ASSY, DRAW.....79, 135
 TUBE, ASSY, RETURN.....79, 135
 TUBE, VERT, FOLDING.....97-98, 101-102, 105-106, 109-110
 TUBING,PVC,1",BLACK***.....113

U

UI, GR/GRC/GS PCON DECAL.....15, 17, 23, 25, 31, 37, 43, 45, 51, 53, 59, 65, 117

V

VALVE,CARTRIDGE***.....133
 VALVE,CHECK,IWP-S/CWP PWR ASSI.....125
 VALVE,HAND PUMP ASSEMBLY***.....129
 VALVE,PILOT OPERATED ASSEMBLY*.....129
 VALVE,SOLENOID,3P,4W,NO COILS.....125
 VALVE,SOLENOID,3POS 4WAY.....125
 VALVE,W/NC SOLENOID,MANUAL***.....133
 VALVE-RELIEF, 3700 PSI #8**.....125
 VALVE-SOLENOID, 2POS 4 WAY.....125

W

WASHER,FLAT, 1.27 X 2.13 X .13.....93, 95
 WASHER,FLAT, 5 HARDENED.....69
 WASHER,FLAT,.75 HARDENED.....75
 WASHER,FLAT,USS,1/4"Y.....79, 89, 113, 137
 WASHER,FLAT,USS,3/8",Y.....67, 97-98, 101-102, 105-106, 109-110
 WASHER,FLAT,USS,5/16",Y.....69, 73, 75, 113, 143
 WASHER,LOCK,.25.....75, 79, 133, 147
 WASHER,LOCK,.313.....141
 WASHER,LOCK,.375.....97-98, 101-102, 105-106, 109-110, 131
 WASHER,NITRILE.....81
 WASHER,SHIM,.625 X 1.188X.064.....73
 WASHER,SHIM,.765X1.312 X.093**.....73
 WASHER,SHOULDER,NYLON.....97-98, 101-102, 105-106, 109-110
 WASHER,STAR,EXTERNAL,#8.....115
 WASHER,STAR,EXTERNAL,.375.....81
 WASHER,THRUST, GS.....67
 WASHER,THRUST,.63 X 1.13 X .06.....73
 WEAR PAD,PLATFORM.....97-98, 101-102, 105-106, 109-110
 WEAR/GUIDE PAD MAIN PLATFORM.....97-98, 101-102, 105-106, 109-110
 WEATHERSTRIP,SWING GATE.....113
 WELDMENT, 1532 COUNTERWT, CE.....69
 WELDMENT, EXT PLATFORM.....97-98, 101-102, 105-106, 109-110
 WELDMENT, HALF GATE.....113
 WELDMENT, LINK, SINGLE.....93, 95
 WELDMENT, PAR, FRONT.....145
 WELDMENT, PAR, SIDE.....145
 WELDMENT, PLATFORM, MAIN.....109-110
 WELDMENT, STR YOKE, 30 MINI LT.....67
 WELDMENT, STR YOKE, 30 MINI RT.....67
 WELDMENT, STR YOKE, 32 MINI LT.....67
 WELDMENT, STR YOKE, 32 MINI RT.....67
 WELDMENT, TIE ROD, GS30.....67
 WELDMENT,CABLE BRIDGE, TOP,MINI.....93, 95
 WELDMENT,EXT RAIL,UPPER***.....98, 102, 106, 110
 WELDMENT,EXT SIDERAIL ***...98, 102, 106, 110
 WELDMENT,GS HYD TRAY.....79
 WELDMENT,LINK PLATFORM MNT***.....93, 95
 WELDMENT,MINI LADDER.....69
 WELDMENT,ROLLER BRACKET,LT***.....98, 102, 106, 110
 WELDMENT,ROLLER BRACKET,RT***.....97-98, 101-102, 105-106, 109-110
 WHEEL & TIRE ASSY,LP,12"***.....67
 WIRE CABLE, 18/5 - UNSHIELDED.....83
 WIRE CABLE,14/3 CON.TPE JKT*.....115

WIRE CAP,ORANGE.....115
 WLDMNT,PLATFORM, MINI, GS30.....97-98, 101-102, 105-106, 109-110
 WLDMT, EXT DECK LWR RAIL.....97-98, 101-102, 105-106, 109-110
 WLDMT, FORMING, HALFGATE CATCH.....113
 WLDMT, LANYARD ROLLER BRKT.....98, 102, 106, 110
 WLDMT, MAIN SIDERAIL, UPPER,RT.....97-98, 101-102, 105-106, 109-110
 WLDMT, MAIN SIDERAIL,UPPER,LFT.....97-98, 101-102, 105-106, 109-110
 WLDMT,CABLE BRIDGE,BOTTOM,MINI.....93, 95
 WLDMT,CABLE BRIDGE,LOWER,MINI.....93, 95
 WLDMT,DECAL PLATE, GS30/32.....98, 101-102, 106, 110
 WLDMT,LOCKING ROLLER SUPPORT.....97-98, 101-102, 105-106, 109-110
 WLDMT,PLATFORM SLIDER.....91
 WLDMT/ASSY, PH GUIDE,GS30/32.....73
 WLDT, EXT SIDERAIL, PAR.....145
 WLDT, MAIN SIDERAIL, PAR, LH.....145
 WLDT, MAIN SIDERAIL, PAR, RH.....145
 WLDTMT,LINK,#1 INNER,15&19 FT.....93, 95
 WORKLIGHT BRACKET.....141
 WORKLIGHT CABLE,GS15XX.....141
 WORKLIGHT CABLE,GS19/20XX.....141
 WORKLIGHT PIGTAIL ASSY.....141
 WORKLIGHT,24V,COIL CORD.....141

Fitting Cross References

Genie PN	Parker PN	Description	Genie PN	Parker PN	Description
12342	6-4 F5OX-S	CONNECTOR,STRAIGHT THREAD TO FLARE TUBE	42794	1 CR-S	ELBOW,90°,MALE PIPE
13757	4 R6X-S	RUN TEE,SWIVEL NUT,ORFS	42795	BV-0839	BALL VALVE
19685	12-10 C5OX-S	ELBOW,90°,STRAIGHT THREAD TO FLARE TUBE	42796	BV-0838	BALL VALVE
22664	12-10 C5OX	ELBOW,90°,STRAIGHT THREAD TO FLARE TUBE	42874	6-8 CLO-S	ELBOW,90°,MALE PIPE TO ORFS
27431	8-12 F5OX-S	CONNECTOR,STRAIGHT THREAD TO FLARE TUBE	42912	13943-6-4	HOSE END,90° FEMALE SWIVEL,JIC
28678	AS-B-33	SLEEVE,NYLON,1.81" ID	42920	BV-0840	BALL VALVE,90°
39871	6 WETX-WLN-S	UNION,90° BULKHEAD W/NUT,FLARE TUBE	42932	AS-B-17	SLEEVE,NYLON,1.22" ID
39872	4 R5OX-S	RUN TEE,STRAIGHT THREAD	42936	10243-2-4	HOSE END,FEMALE PIPE
39873	6 C5OX-S	ELBOW,90°,STRAIGHT THREAD TO FLARE TUBE	42953	1/2 DD-S	ELBOW,90°,FEMALE PIPE
39874	8-6 C5OX-S	ELBOW,90°,STRAIGHT THREAD TO FLARE TUBE	42956	6 WELO-WLNL-S	UNION,90° BULKHEAD W/NUT,ORFS
39875	4-6 C5OX-S	ELBOW,90°,STRAIGHT THREAD TO FLARE TUBE	45349	8 V5OX-S	ELBOW,45°,STRAIGHT THREAD TO FLARE TUBE
39876	6-8 C5OX-S	ELBOW,90°,STRAIGHT THREAD TO FLARE TUBE	45351	4 V5OX-S	ELBOW,45°,STRAIGHT THREAD TO FLARE TUBE
39877	4 F5OX-S	CONNECTOR,STRAIGHT THREAD TO FLARE TUBE	47223	10343-6-6	HOSE END,MALE,JIC
39878	6 F5OX-S	CONNECTOR,STRAIGHT THREAD TO FLARE TUBE	47419	PS690503-6-6	SWIVEL,90°,STRAIGHT THREAD TO 37° FLARE
39879	4-8 F5OX-S	CONNECTOR,STRAIGHT THREAD TO FLARE TUBE	48750	421-4	HOSE,1/4 INCH ID
39880	6-10 F5OX-S	CONNECTOR,STRAIGHT THREAD TO FLARE TUBE	48751	481TC-4	HOSE,1/4 INCH ID
39881	4-6 F5OX-S	CONNECTOR,STRAIGHT THREAD TO FLARE TUBE	48752	482TC-4	HOSE,1/4 INCH ID
39882	4-HP5ON-S	PLUG,STRAIGHT THREAD	48753	451TC-6	HOSE,3/8 INCH ID
39883	8-8 FTX-S	CONNECTOR,MALE PIPE TO FLARE TUBE	48754	482TC-6	HOSE,3/8 INCH ID
39885	269HB 12-12	ELBOW,90°,BEADED HOSE BARB TO MALE PIPE	48755	381-6	HOSE,3/8 INCH ID
39886	431-6	HOSE,3/8 INCH ID	48756	451TC-8	HOSE,1/2 INCH ID
39887	540N-2	HOSE,1/8 INCH ID	48757	482TC-8	HOSE,1/2 INCH ID
39888	801-8	HOSE,1/2 INCH ID	48758	381-8	HOSE,1/2 INCH ID
39889	801-12	HOSE,3/4 INCH ID	48759	381-10	HOSE,5/8 INCH ID
39890	10643-6-6	HOSE END,FEMALE SWIVEL,JIC	48760	451TC-10	HOSE,5/8 INCH ID
39891	13943-6-6	HOSE END,90° FEMALE SWIVEL,JIC	48761	482TC-12	HOSE,3/4 INCH ID
39892	13743-6-6	HOSE END,45° FEMALE SWIVEL,JIC	48762	451TC-12	HOSE,3/4 INCH ID
39894	30682-8-8	HOSE END,FEMALE SWIVEL,JIC	48763	772-12	HOSE,3/4 INCH ID
39895	30682-10-12	HOSE END,FEMALE SWIVEL,JIC	48764	881-16	HOSE,1 INCH ID
42286	8-8 CTX-S	ELBOW,90°,MALE PIPE TO FLARE TUBE	48765	772-16	HOSE,1 INCH ID
42756	8-12 CLO-S	ELBOW,90,MALE PIPE TO ORFS	48766	AS-B-15	SLEEVE,NYLON,1.06" ID
42757	8-12 FLO-S	CONNECTOR,MALE PIPE TO ORFS	48767	AS-B-22	SLEEVE,NYLON,1.42" ID
42758	4 JLO-S	UNION TEE,ORFS	48770	881-8	HOSE,1/2 INCH ID
42759	4-4 FLO-S	CONNECTOR,MALE PIPE TO ORFS			
42760	6-8 FLO-S	CONNECTOR,MALE PIPE TO ORFS			
42761	1J143-6-4	HOSE END,90° FEMALE SWIVEL,SEAL LOK			
42762	1J743-6-4	HOSE END,45° FEMALE SWIVEL,SEAL LOK			
42768	1JO43-4-4	HOSE END,MALE,SEAL LOK			
42776	601-8	HOSE,1/2 INCH ID			
42777	1J743-16-16	HOSE END,45° FEMALE SWIVEL,SEAL LOK			
42786	16 CLO-S	ELBOW,90°,MALE PIPE TO ORFS			
42787	16 R6LO-S	RUN TEE,SWIVEL NUT,ORFS			
42788	16-8 TRLO-BL-S	REDUCER,TUBE END TO SWIVEL,ORFS			
42789	6-6 CLO-S	ELBOW,90°,MALE PIPE TO ORFS			
42790	8-10 V5OLO-S	ELBOW,45°,STRAIGHT THREAD TO ORFS			
42791	3/4 CD-S	ELBOW,90°,MALE TO FEMALE PIPE			
42792	3/4 X 1/2 PTR-S	REDUCER,MALE TO FEMALE PIPE			
42793	1/2 CR-S	ELBOW,90°,MALE PIPE			

Fitting Cross References (Continued)

Genie PN	Parker PN	Description
48771	881-10	HOSE,5/8 INCH ID
48772	381-4	HOSE,1/4 INCH ID
48773	AS-B-13	SLEEVE,NYLON,.86" ID
48800	1JC43-4-4	HOSE END,FEMALE SWIVEL,SEAL LOK
48801	1J743-4-4	HOSE END,45° FEMALE SWIVEL,SEAL LOK
48802	1J943-4-4	HOSE END,90° FEMALE SWIVEL,SEAL LOK
48804	1JM43-4-4	HOSE END,MALE,SEAL LOK, NO O-RING
48805	10643-4-4	HOSE END,FEMALE SWIVEL,JIC
48806	13943-4-4	HOSE END,90° FEMALE SWIVEL,JIC
48807	1JS43-4-4	HOSE END,FEMALE SWIVEL,SEAL LOK
48808	3JC82-8-8	HOSE END,FEMALE SWIVEL,SEAL LOK
48809	3JC82-12-12	HOSE END,FEMALE SWIVEL,SEAL LOK
48810	1JC43-6-4	HOSE END,FEMALE SWIVEL,SEAL LOK
48811	1J943-6-4	HOSE END,90° FEMALE SWIVEL,SEAL LOK
48812	1JC43-6-6	HOSE END,FEMALE SWIVEL,SEAL LOK
48813	1J143-6-6	HOSE END,90° FEMALE SWIVEL,SEAL LOK
48814	1J543-6-6	HOSE END,90° FEMALE SWIVEL,SEAL LOK
48815	1J743-6-6	HOSE END,45° FEMALE SWIVEL,SEAL LOK
48816	1J943-6-6	HOSE END,90° FEMALE SWIVEL,SEAL LOK
48817	1JS43-6-8	HOSE END,FEMALE SWIVEL,SEAL LOK
48818	1J943-8-4	HOSE END,90° FEMALE SWIVEL,SEAL LOK
48819	1JC43-8-6	HOSE END,FEMALE SWIVEL,SEAL LOK
48820	1J743-8-6	HOSE END,45° FEMALE SWIVEL,SEAL LOK
48821	1J943-8-6	HOSE END,90° FEMALE SWIVEL,SEAL LOK
48822	1JC43-8-8	HOSE END,FEMALE SWIVEL,SEAL LOK
48823	1JS43-8-8	HOSE END,FEMALE SWIVEL,SEAL LOK
48824	1J143-8-8	HOSE END,90° FEMALE SWIVEL,SEAL LOK
48825	1J543-8-8	HOSE END,90° FEMALE SWIVEL,SEAL LOK
48826	1J743-8-8	HOSE END,45° FEMALE SWIVEL,SEAL LOK
48827	1J943-8-8	HOSE END,90° FEMALE SWIVEL,SEAL LOK
48828	1JC43-10-8	HOSE END,FEMALE SWIVEL,SEAL LOK
48829	1JS43-10-8	HOSE END,FEMALE SWIVEL,SEAL LOK
48830	1J743-10-8	HOSE END,45° FEMALE SWIVEL,SEAL LOK
48831	1J943-10-8	HOSE END,90° FEMALE SWIVEL,SEAL LOK
48833	1JC43-10-10	HOSE END,FEMALE SWIVEL,SEAL LOK
48834	1J943-10-10	HOSE END,90° FEMALE SWIVEL,SEAL LOK
48835	1JS43-10-12	HOSE END,FEMALE SWIVEL,SEAL LOK
48836	1JC43-12-8	HOSE END,FEMALE SWIVEL,SEAL LOK
48837	1JS43-12-8	HOSE END,FEMALE SWIVEL,SEAL LOK
48838	1J743-12-8	HOSE END,45° FEMALE SWIVEL,SEAL LOK
48839	1J943-12-8	HOSE END,90° FEMALE SWIVEL,SEAL LOK
48840	1J943-12-10	HOSE END,90° FEMALE SWIVEL,SEAL LOK
48841	1JC43-12-12	HOSE END,FEMALE SWIVEL,SEAL LOK
48842	1JO43-12-12	HOSE END,MALE,SEAL LOK
48843	1J143-12-12	HOSE END,90° FEMALE SWIVEL,SEAL LOK
48844	1J543-12-12	HOSE END,90° FEMALE SWIVEL,SEAL LOK
48845	1J743-12-12	HOSE END,45° FEMALE SWIVEL,SEAL LOK
48846	1J943-12-12	HOSE END,90° FEMALE SWIVEL,SEAL LOK

Genie PN	Parker PN	Description
48847	13943-12-12	HOSE END,90° FEMALE SWIVEL,JIC
48848	10543-12-12	HOSE END,MALE,STRAIGHT THREAD
48849	1JC71-12-12	HOSE END,FEMALE SWIVEL,SEAL LOK
48850	1JS71-12-12	HOSE END,FEMALE SWIVEL,SEAL LOK
48851	1J171-12-12	HOSE END,90° FEMALE SWIVEL,SEAL LOK
48852	1J771-12-12	HOSE END,45° FEMALE SWIVEL,SEAL LOK
48853	1J971-12-12	HOSE END,90° FEMALE SWIVEL,SEAL LOK
48854	1JC43-16-16	HOSE END,FEMALE SWIVEL,SEAL LOK
48855	1J943-16-16	HOSE END,90° FEMALE SWIVEL,SEAL LOK
48856	1J171-16-16	HOSE END,90° FEMALE SWIVEL,SEAL LOK
48857	1J971-16-16	HOSE END,90° FEMALE SWIVEL,SEAL LOK
48859	1JS43-8-4	HOSE END,FEMALE SWIVEL,SEAL LOK
48867	PD36BTL	DIAGNOSTIC NIPPLE,SEAL-LOK SWIVEL
48873	6 PNLO-S	PLUG,TUBE END,ORFS
48874	6 PNTX-S	PLUG,FLARE TUBE
48875	6 R6LO-S	RUN TEE,SWIVEL NUT,ORFS
48877	4 F5OLO-SW/.025	CONNECTOR,STRAIGHT THREAD TO ORFS, W/.025 ORI
48878	16-12 C5OLO-S	ELBOW,90°,STRAIGHT THREAD TO ORFS
48879	8 C6LO-S	ELBOW,90°,SWIVEL NUT ORFS
48880	PD6-285	CAP,DIAGNOSTIC NIPPLE
48881	6 HLO-S	UNION,ORFS
48883	8 P5ON-S	PLUG,STRAIGHT THREAD
48884	8M18F87OMLO-S	CONNECTOR,METRIC,STRAIGHT THREAD TO ORFS
48885	4 WGTX-WLN-S	CONNECTOR,BULKHEAD,FEMALE PIPE TO FLARE TUBE
48886	4 F5OLO-SW/2MM	CONNECTOR,MACHINED STRAIGHT THREAD TO ORFS
48887	4 CTX-S	ELBOW,90°,MALE PIPE TO FLARE TUBE
48888	10-12 V5OLO-S	ELBOW,45°,STRAIGHT THREAD TO ORFS
48890	4 S5OLO-S	BRANCH TEE,STRAIGHT THREAD TO ORFS
48891	4 S6LO-S	BRANCH TEE,SWIVEL NUT TO ORFS

Fitting Cross References (Continued)

Genie PN	Parker PN	Description	Genie PN	Parker PN	Description
48892	6 C6LO-S	ELBOW,90°,SWIVEL NUT ORFS	48938	8 R6LO-S	RUN TEE,SWIVEL NUT,ORFS
48893	6 F5OHAO-S	UNION,STRAIGHT THREAD	48939	8 S6LO-S	BRANCH TEE,SWIVEL NUT TO ORFS
48894	8 WLO-WLNL-S	UNION,BULKHEAD,ORFS	48940	8 WJLO-WLNL-S	RUN TEE, BULKHEAD,ORFS
48895	DT-370-MSMO-5	VALVE,CHECK	48941	8-4 TRLO-S	REDUCER,TUBE END TO SWIVEL,ORFS
48896	6 JLO-S	UNION,TEE,ORFS	48942	8-6 C5OLO-S	ELBOW,90°,STRAIGHT THREAD TO ORFS
48897	DT-750-MSMS-5	VALVE,CHECK	48943	8-6 F5OLO-S	CONNECTOR,STRAIGHT THREAD TO ORFS
48898	DT-750-MOMS-5	VALVE,CHECK	48944	8-8 FLO-S	CONNECTOR,MALE PIPE TO ORFS
48899	DT-620-MOMS-5	VALVE,CHECK	48945	8 FTX-S	CONNECTOR,MALE PIPE TO FLARE TUBE
48900	4-6 F5OLO-SW/.035	CONNECTOR,STRAIGHT THREAD TO ORFS, W/.035 ORI	48946	8-10 F5OLO-S	CONNECTOR,STRAIGHT THREAD TO ORFS
48902	16-1 AOE4G-S	ELBOW,90° LONG,FEMALE PIPE TO STRAIGHT THREAD	48947	8-12 C5OLO-S	ELBOW,90°,STRAIGHT THREAD TO ORFS
48903	1 FF-S	NIPPLE,PIPE	48948	8-12 F5OLO-S	CONNECTOR,STRAIGHT THREAD TO ORFS
48904	4 C5OLO-S	ELBOW,90°,STRAIGHT THREAD TO ORFS	48949	8-16 F5OLO-S	CONNECTOR,STRAIGHT THREAD TO ORFS
48905	4 F5OLO-S	CONNECTOR,STRAIGHT THREAD TO ORFS	48950	10 C5OLO-S	ELBOW,90°,STRAIGHT THREAD TO ORFS
48906	4 R5OLO-S	RUN TEE,STRAIGHT THREAD	48951	10 CC5OLO-S	ELBOW,90° LONG,STRAIGHT THREAD TO ORFS
48907	4 V5OLO-S	ELBOW,45°,STRAIGHT THREAD TO ORFS	48952	10 F5OLO-S	CONNECTOR,STRAIGHT THREAD TO ORFS
48908	4 R6LO-S	RUN TEE,SWIVEL NUT,ORFS	48953	10 R5OLO-S	RUN TEE,STRAIGHT THREAD
48909	4 WJLO-WLNL-S	RUN TEE, BULKHEAD,ORFS	48954	10 S5OLO-S	BRANCH TEE,STRAIGHT THREAD TO ORFS
48910	4 GTX-S W/.030	CONNECTOR,FEMALE PIPE TO FLARE TUBE	48955	10 R6LO-S	RUN TEE,SWIVEL NUT,ORFS
48911	4-6 C5OLO-S	ELBOW,90°,STRAIGHT THREAD TO ORFS	48956	10-4 TRLO-BL-S	REDUCER,TUBE END TO SWIVEL,ORFS
48912	4-6 F5OLO-S	CONNECTOR,STRAIGHT THREAD TO ORFS	48957	10-6 TRLO-BL-S	REDUCER,TUBE END TO SWIVEL,ORFS
48913	4-6 F5OLO-SW/.030	CONNECTOR,STRAIGHT THREAD TO ORFS, W/.030 ORI	48958	10-12 F5OLO-S	CONNECTOR,STRAIGHT THREAD TO ORFS
48914	4-8 F5OLO-S	CONNECTOR,STRAIGHT THREAD TO ORFS	48959	12 C5OLO-S	ELBOW,90°,STRAIGHT THREAD TO ORFS
48915	6 C5OLO-S	ELBOW,90°,STRAIGHT THREAD TO ORFS	48960	12 F5OLO-S	CONNECTOR,STRAIGHT THREAD TO ORFS
48916	6 F5OLO-S	CONNECTOR,STRAIGHT THREAD TO ORFS	48961	12 R5OLO-S	RUN TEE,STRAIGHT THREAD
48917	6 FF5OLO-S	CONNECTOR,LONG,STRAIGHT THREAD TO ORFS	48962	12 S5OLO-S	BRANCH TEE,STRAIGHT THREAD TO ORFS
48918	6 R5OLO-S	RUN TEE,STRAIGHT THREAD	48963	12 V5OLO-S	ELBOW,45°,STRAIGHT THREAD TO ORFS
48919	6 S5OLO-S	BRANCH TEE,STRAIGHT THREAD TO ORFS	48964	12 R6LO-S	RUN TEE,SWIVEL NUT,ORFS
48920	6 V5OLO-S	ELBOW,45°,STRAIGHT THREAD TO ORFS	48965	12 CLO-S	ELBOW,90°,MALE PIPE TO ORFS
48921	6 FLO-S	CONNECTOR,MALE PIPE TO ORFS	48966	12 FLO-S	CONNECTOR,MALE PIPE TO ORFS
48922	6-6 FLO-S	CONNECTOR,MALE PIPE TO ORFS	48967	12 JLO-S	UNION TEE,ORFS
48923	6 P5ON-S	PLUG,STRAIGHT THREAD	48968	12 WLO-WLNL-S	UNION,BULKHEAD,ORFS
48925	6 WELO-S	UNION,90° BULKHEAD,ORFS	48969	12 WJLO-WLNL-S	RUN TEE, BULKHEAD,ORFS
48926	6-4 C5OLO-S	ELBOW,90°,STRAIGHT THREAD TO ORFS	48970	12 WELO-WLNL-S	UNION,90° BULKHEAD W/NUT,ORFS
48927	6-4 F5OLO-S	CONNECTOR,STRAIGHT THREAD TO ORFS			
48928	6-4 V5OLO-S	ELBOW,45°,STRAIGHT THREAD TO ORFS			
48929	6-8 C5OLO-S	ELBOW,90°,STRAIGHT THREAD TO ORFS			
48930	6-8 F5OLO-S	CONNECTOR,STRAIGHT THREAD TO ORFS			
48931	6-10 F5OLO-S	CONNECTOR,STRAIGHT THREAD TO ORFS			
48932	8 C5OLO-S	ELBOW,90°,STRAIGHT THREAD TO ORFS			
48933	8 F5OLO-S	CONNECTOR,STRAIGHT THREAD TO ORFS			
48934	8 FF5OLO-S	CONNECTOR,LONG,STRAIGHT THREAD TO ORFS			
48935	8 R5OLO-S	RUN TEE,STRAIGHT THREAD			
48936	8 S5OLO-S	BRANCH TEE,STRAIGHT THREAD TO ORFS			
48937	8 V5OLO-S	ELBOW,45°,STRAIGHT THREAD TO ORFS			

Fitting Cross References (Continued)

Genie PN	Parker PN	Description	Genie PN	Parker PN	Description
48971	12 G5G5JG5-S	TEE,FEMALE STRAIGHT THREAD	49612	PKT02586	O-RING KIT (ORFS FITTINGS)
48972	12 XHL6-S	ADAPTER, 37° MALE TO SWIVEL ORFS	49613	PKT06276	PLUG AND CAP KIT-SERVICE,ORFS
48973	12-1/2 F5OG-S	ADAPTER,FEMALE PIPE TO STRAIGHT THREAD	49728	10143-12-12	HOSE END, MALE PIPE
48974	12-10 C5OLO-S	ELBOW,90°,STRAIGHT THREAD TO ORFS	49729	16-1 F5OG-S	ADAPTER,FEMALE PIPE TO STRAIGHT THREAD
48975	12-10 F5OLO-S	CONNECTOR,STRAIGHT THREAD TO ORFS	49814	12-8 FLO-S	CONNECTOR,MALE PIPE TO ORFS
48976	12-16 C5OLO-S	ELBOW,90°,STRAIGHT THREAD TO ORFS	49829	DT-500-MOMF-5	VALVE,CHECK
48977	12-16 F5OLO-S	CONNECTOR,STRAIGHT THREAD TO ORFS	49831	881-12	HOSE,3/4 INCH ID
48978	12-16 V5OLO-S	ELBOW,45°,STRAIGHT THREAD TO ORFS	49834	16 JLO-S	UNION TEE,ORFS
48980	12-16 FLO-S	CONNECTOR,MALE PIPE TO ORFS	49838	12-8 TRLO-BL-S	REDUCER,TUBE END TO SWIVEL,ORFS
48983	16 C5OLO-S	ELBOW,90°,STRAIGHT THREAD TO ORFS	49840	8 JLO-S	UNION TEE,ORFS
48984	16 F5OLO-S	CONNECTOR,STRAIGHT THREAD TO ORFS	49844	10-8 TRLO-BL-S	REDUCER,TUBE END TO SWIVEL,ORFS
48985	16 V5OLO-S	ELBOW,45°,STRAIGHT THREAD TO ORFS	49854	8 P5ON-S	PLUG,STRAIGHT THREAD
48986	16 FLO-S	CONNECTOR,MALE PIPE TO ORFS	49855	1JC43-16-12	HOSE END,FEMALE SWIVEL,SEAL LOK
48988	16 CD45-S	ELBOW,45°,MALE TO FEMALE PIPE	49859	4 P5ON-S	PLUG,STRAIGHT THREAD
48989	12 CD45-S	ELBOW,45°,MALE TO FEMALE PIPE	49861	4 FF5OLO-S	CONNECTOR,LONG,STRAIGHT THREAD TO ORFS
48990	8 CD45-S	ELBOW,45°,MALE TO FEMALE PIPE	49867	12-3/4 F5OG-S	ADAPTER,FEMALE PIPE TO STRAIGHT THREAD
48991	16-12 FLO-S	CONNECTOR,MALE PIPE TO ORFS	51152	6 R6X-S	RUN TEE,SWIVEL NUT,ORFS
48992	16-12 V5OLO-S	ELBOW,45°,STRAIGHT THREAD TO ORFS	51153	6-4 TRTX-S	REDUCER,TUBE END TO SWIVEL,ORFS
48993	XV501-12	BALL VALVE	51154	4-4 GTX	CONNECTOR,FEMALE PIPE TO FLARE TUBE
48994	XV501-16	BALL VALVE	51264	881-12	HOSE,3/4 INCH ID
48995	XV510P-12	BALL VALVE	51265	8 JLO-S	UNION TEE,ORFS
48996	XV510P-16	BALL VALVE	51508	6 BTX-S	NUT,FLARE TUBE
48997	PD341	DIAGNOSTIC NIPPLE, STRAIGHT THREAD	51580	12-8 TRLO-BL-S	TUBE END REDUCER,ORFS
48998	PD 361	DIAGNOSTIC NIPPLE, STRAIGHT THREAD	51628	6 R6X-S	RUN TEE,SWIVEL NUT,ORFS
48999	DT-500-MOMS-5	VALVE,CHECK	51735	3/8 HHP	PLUG,PIPE THREAD
49201	10 V5OLO-S	ELBOW,45°,STRAIGHT THREAD TO ORFS	51803	1J943-6-8	HOSE END,90° FEMALE SWIVEL,SEAL LOK
49202	1JC43-12-10	HOSE END,FEMALE SWIVEL,SEAL LOK	53023	125HBL-5-4	FITTING,HOSE BARB TO MALE PIPE
49203	10-8 V5OLO-S	ELBOW,45°,STRAIGHT THREAD TO ORFS	53497	PKT02585	O-RING KIT
49205	6 F5OHAO-S	UNION,STRAIGHT THREAD	53499	1JC71-16-16	HOSE END,FEMALE SWIVEL,SEAL LOK
49207	PD34BTL	DIAGNOSTIC NIPPLE,SEAL-LOK SWIVEL	53500	3-904	O-RING,STRAIGHT THREAD,-4
49209	8M18F870MX-S	CONNECTOR,METRIC,STRAIGHT THREAD TO FLARE TUBE	53501	3-906	O-RING,STRAIGHT THREAD,-6
49212	8 WGTX-WLN-S	CONNECTOR,BULKHEAD,FEMALE PIPE TO FLARE TUBE	53502	3-908	O-RING,STRAIGHT THREAD,-8
49213	30682-8-8	HOSE END,FEMALE SWIVEL,JIC	53503	3-910	O-RING,STRAIGHT THREAD,-10
49216	831-8	HOSE,1/2 INCH ID			
49217	33982-8-8	HOSE END,90° FEMALE SWIVEL,JIC			
49219	PS-B-35	SLEEVE,NYLON,2.19" ID			
49418	4-6 V5OLO-S	ELBOW,45°,STRAIGHT THREAD TO ORFS			
49511	DT370-MOMS-5	VALVE,CHECK			
49512	1 DD-S	ELBOW,90°,FEMALE PIPE			
49513	1 FF-S	NIPPLE,PIPE			
49514	10 HP5ON-S	PLUG,STRAIGHT THREAD			
49515	12-16 CLO-S	ELBOW,90°,MALE PIPE TO ORFS			
49517	6 HP5ON-S	PLUG,STRAIGHT THREAD			
49519	16-12 F5OLO-S	CONNECTOR,STRAIGHT THREAD TO ORFS			
49520	4 VTX-S	ELBOW,45°,MALE PIPE TO FLARE TUBE			
49530	16 C6LO-S	ELBOW,90°,SWIVEL NUT ORFS			

Fitting Cross References (Continued)

Genie PN	Parker PN	Description	Genie PN	Parker PN	Description
53535	3-912	O-RING,STRAIGHT THREAD,-12	61083	24 F5OLO-S	CONNECTOR,STRAIGHT THREAD TO ORFS
53536	4-PNLO-S	PLUG,TUBE END,ORFS	61086	20 R5OLO-S	RUN TEE,STRAIGHT THREAD
53537	6 PNLO-S	PLUG,TUBE END,ORFS	61090	24-20 F5OLO-S	CONNECTOR,STRAIGHT THREAD TO ORFS
53538	8 PNLO-S	PLUG,TUBE END,ORFS	61091	1J943 24-24	HOSE END,90° FEMALE SWIVEL,SEAL LOK
53539	10 PNLO-S	PLUG,TUBE END,ORFS	61093	1J978-12-12	HOSE END,90° FEMALE SWIVEL,JIC
53540	12 PNLO-S	PLUG,TUBE END,ORFS	61095	1JS43-20-16	HOSE END,FEMALE SWIVEL,SEAL LOK
53946	129HB-5-4	FITTING,90° HOSE BARB TO MALE PIPE	61100	811-24	HOSE,11/2 INCH ID
53951	8-1/4F50G-S	ADAPTER,FEMALE PIPE TO STRAIGHT THREAD	61130	1JS43-24-24	HOSE END,FEMALE SWIVEL,SEAL LOK
53980	6 S6LO-S	BRANCH TEE,SWIVEL NUT TO ORFS	61131	1JS78 12-12	HOSE END,FEMALE SWIVEL,SEAL LOK
54132	4 C6LO-S	ELBOW,90°,SWIVEL NUT ORFS	61132	1J778-12-12	HOSE END,45° FEMALE SWIVEL,JIC
54135	11343-16-16	HOSE END,MALE SWIVEL,PIPE	61152	139HB-6-4	ELBOW,45°,BARB TO MALE PIPE
54283	8-10 C5OLO-S	ELBOW,90°,STRAIGHT THREAD TO ORFS	61251	BV-0750	BALL VALVE
54428	8M18C870MLO-S	ELBOW, 90° METRIC, STRAIGHT THREAD TO ORFS	61259	4 CC5OLO-S	ELBOW,90° LONG,STRAIGHT THREAD TO ORFS
54803	FS-F-16-10	SLEEVE,FIRE,-96" ID	61260	20-12 TRLO-BL	REDUCER,TUBE END TO SWIVEL,ORFS
54954	10143-2-4	HOSE END, MALE PIPE	61262	12 C6LO-S	ELBOW,90°,SWIVEL NUT ORFS
55190	3/8 HP-S	PLUG,PIPE THREAD	61263	20 F5OHAO-S	UNION,STRAIGHT THREAD
55448	8 HLO-S	UNION,ORFS	61264	6-10 C5OLO-S	ELBOW,90°,STRAIGHT THREAD TO ORFS
55839	6 F65OX-S	CONNECTOR,STRAIGHT THREAD TO 37° SWIVEL	61265	6 WNLO-WLNL-S	UNION,BULKHEAD 45°,ORFS
55968	10 C5OX-S	ELBOW,90°,STRAIGHT THREAD TO FLARE TUBE	61268	4 WNLO-WLNL-S	UNION,BULKHEAD 45°,ORFS
56003	6 CC5OLO-S	ELBOW,90° LONG,STRAIGHT THREAD TO ORFS	61269	4 WLO-WLNL-S	UNION,BULKHEAD,ORFS
56166	BV-0837	BALL VALVE,90°	61272	12 AOEL6	ELBOW,90°,STRAIGHT THREAD TO ORFS SWIVEL
56188	10143-8-6	HOSE END, MALE PIPE	61316	482TC-16	HOSE,1 INCH ID
56233	2-011	O-RING,ORFS,-4	61321	6 JLO-S	UNION TEE,ORFS
56234	2-012	O-RING,ORFS,-6	61327	782-12	HOSE,3/4 INCH ID
56235	2-014	O-RING,ORFS,-8	61328	881-24	HOSE,11/2 INCH ID
56236	2-016	O-RING,ORFS,-10	61336	11943-20-24	HOSE END,90° FLANGE HEAD
56237	2-018	O-RING,ORFS,-12	61345	12 WJLO-WLNL-S	RUN TEE, BULKHEAD,ORFS
56238	2-021	O-RING,ORFS,-16	61346	8 WNLO-WLNL-S 4	UNION,BULKHEAD 45°,ORFS
56352	6 WLNL-S	LOCKNUT,BULKHEAD	61569	33782-8-8	HOSE END,45° FEMALE SWIVEL,JIC
56353	3J782-12-12	HOSE END,45° FEMALE SWIVEL,SEAL LOK	61610	12 FF5OLO-S	CONNECTOR,LONG,STRAIGHT THREAD TO ORFS
56354	3J982-12-12	HOSE END,90° FEMALE SWIVEL,SEAL LOK	61742	1/8 X 1.5 FFF	NIPPLE,PIPE
56604	10-8 F5OLO-S	CONNECTOR,STRAIGHT THREAD TO ORFS	63426	8 PNTX-S	PLUG,FLARE TUBE
56639	3JC82-10-10	HOSE END,FEMALE SWIVEL,SEAL LOK			
56640	3J982-10-10	HOSE END,90° FEMALE SWIVEL,SEAL LOK			
56655	3JC82-8-10	HOSE END,FEMALE SWIVEL,SEAL LOK			
56676	10-8 C5OLO-S	ELBOW,90°,STRAIGHT THREAD TO ORFS			
56776	471TC-6	HOSE,3/8 INCH ID			
56777	471TC-8	HOSE,1/2 INCH ID			
56789	811-16	HOSE,1 INCH ID			
57884	3/8 FF	NIPPLE,PIPE			
59335	6 FNL-S	CAP, TUBE END			
59342	4 FNL-S	CAP, TUBE END			
59371	8 HP5ON-S	PLUG,STRAIGHT THREAD			
60653	BV-0751	BALL VALVE			
60806	125HB-3-4	FITTING,HOSE BARB TO MALE PIPE			
61064	5-1/4 F50G-S	ADAPTER,FEMALE PIPE TO STRAIGHT THREAD			
61079	4 WELO-WLNL-S	UNION,90° BULKHEAD W/NUT,ORFS			
61080	6 WLO-WLNL-S	UNION,BULKHEAD,ORFS			

Fitting Cross References (Continued)

Genie PN	Parker PN	Description	Genie PN	Parker PN	Description
64271	4 WLO-WLNL-S	UNION,BULKHEAD,ORFS	75631	801-6	HOSE,3/8 INCH ID
64272	6 WLO-WLNL-S	UNION,BULKHEAD,ORFS	75654	20 F5OLO-S	CONNECTOR,STRAIGHT THREAD TO ORFS
65776	8 F65OL-S	CONNECTOR,STRAIGHT THREAD TO ORFS SWIVEL	75655	1J943-20-20	HOSE END,90° FEMALE SWIVEL,SEAL LOK
65880	6001012	O-RING KIT	75656	881-20	HOSE,1-1/4 INCH ID
66154	6 WTX-WLNS	UNION,BULKHEAD,FLARE TUBE	75971	8 F5OHAO-S	UNION,STRAIGHT THREAD
66155	6 WETX-S	UNION,BULKHEAD 90°,FLARE TUBE	77307	1JB43-8-8	HOSE END,BULKHEAD,SEAL LOK
66156	6 WLN-S	BULKHEAD LOCKNUT	77309	8 WLNL-S	BULKHEAD LOCKNUT
66389	6-8 F5OX-S	CONNECTOR,STRAIGHT THREAD TO FLARE TUBE	77379	8M18C87OMX-S	ELBOW,90° METRIC,STRAIGHT THREAD TO FLARE TUBE
66392	6 R5OX-S	RUN TEE,STRAIGHT THREAD	77703	3J982-8-8	HOSE END,90° FEMALE SWIVEL,SEAL LOK
66396	811-12	HOSE,3/4 INCH ID	77711	801-10	HOSE,5/8 INCH ID
66829	H3174PP	CLAMP,TUBE	77758	12 WNLO-WLNL-S	UNION,BULKHEAD 45°,ORFS
67217	4 KLO-S	UNION,CROSS,ORFS	78091	6 C6X-S	ELBOW,90°,SWIVEL NUT TO FLARE TUBE
67339	10-6 F5OX-S	CONNECTOR,STRAIGHT THREAD TO FLARE TUBE	78684	30582-8-8B	HOSE END,PUSH LOK,MALE
67357	13943-8-6	HOSE END,90° FEMALE SWIVEL,JIC	78852	549-2	HOSE,1/8 INCH ID
67358	10 HP5ON-S	PLUG,STRAIGHT THREAD	78855	10657-4-2	HOSE END,FEMALE SWIVEL,JIC
67371	12 S6LO-S	BRANCH TEE,SWIVEL NUT TO ORFS	79138	PS-B-37	SLEEVE,NYLON,2.38" ID
67498	4 FNL-S	CAP, TUBE END	79476	1JS43-6-8	HOSE END,FEMALE SWIVEL,SEAL LOK
67906	DC-370-F0F0-5	VALVE,CHECK	79847	12-3/4 A0EG-S	ELBOW,90°,STRAIGHT THREAD TO FEMALE PIPE
69316	8 FLO-S	CONNECTOR,MALE PIPE TO ORFS	80044	8 CLO-S	ELBOW,90°,MALE PIPE TO ORFS
69333	H3174PP	CLAMP,HYDRAULIC HOSE	80502	8 F5OX-S	CONNECTOR,STRAIGHT THREAD TO FLARE TUBE
69503	4 F65OX-S	CONNECTOR,STRAIGHT THREAD TO 37° SWIVEL	80503	8 C5OX-S	ELBOW,90°,STRAIGHT THREAD TO FLARE TUBE
69775	8 FNL-S	CAP, TUBE END	81010	AS-B-27	SLEEVE,NYLON,1.63" ID
71038	1/4X1/4F3HG-S	ADAPTER,CONVERSION	83052	821-6	HOSE,3/8 INCH ID
71196	12-8 F5OLO-S	CONNECTOR,STRAIGHT THREAD TO ORFS	83053	821-8	HOSE,1/2 INCH ID
71383	1/4 CD45-S	ELBOW,45°,MALE TO FEMALE PIPE	83054	821-12	HOSE,3/4 INCH ID
72270	12FNL-S	CAP, TUBE END	83055	30682-6-6	HOSE END,FEMALE SWIVEL,JIC
73436	60C-4	SLEEVE,COMPRESSION	83056	30682-12-12	HOSE END,FEMALE SWIVEL,JIC
73437	61C-4	NUT,COMPRESSION	83057	33782-6-6	HOSE END,45° FEMALE SWIVEL,JIC
73438	33482-4-4B	HOSE END,PUSH LOK,MALE	83058	33982-6-6	HOSE END,90° FEMALE SWIVEL,JIC
73767	1CD-S	ELBOW,90°,MALE TO FEMALE PIPE	83060	33982-12-12	HOSE END,90° FEMALE SWIVEL,JIC
73768	20-16-F5OG5-S	ADAPTER,FEMALE PIPE TO STRAIGHT THREAD	83063	13743-4-4	HOSE END,45° FEMALE SWIVEL,JIC
73769	16-20 F5OLO-S	CONNECTOR,STRAIGHT THREAD TO ORFS			
74660	6-8 F42EDMLO-S	CONNECTOR,MALE BSPP TO ORFS			
74661	8-8 F42EDMLO-S	CONNECTOR,MALE BSPP TO ORFS			
75007	4 FLO-S	CONNECTOR,MALE PIPE TO ORFS			
75008	1/8 HP-S	PLUG,PIPE THREAD			
75014	1/2 HP-S	PLUG,PIPE THREAD			
75042	8 WELO-WLNL-S	UNION,90° BULKHEAD W/NUT,ORFS			
75043	3/4 FF-S	NIPPLE,PIPE			
75254	24 F5OHAO-S	UNION,STRAIGHT THREAD			
75255	12 F5OHAO-S	UNION,STRAIGHT THREAD			
75256	XV506P-24	BALL VALVE			
75574	4 WLNL-S	BULKHEAD LOCKNUT			
75612	8 WJLO-WLNL-S	RUN TEE, BULKHEAD,ORFS			
75613	12-8 F5OG5-S	ADAPTER,FEMALE PIPE TO STRAIGHT THREAD			
75614	8 CC5OLO-S	ELBOW,90° LONG,STRAIGHT THREAD TO ORFS			
75628	1JB43-4-4	HOSE END,BULKHEAD,SEAL LOK			

Fitting Cross References (Continued)

Genie PN	Parker PN	Description	Genie PN	Parker PN	Description
83064	13743-8-8	HOSE END,45° FEMALE SWIVEL,JIC	89449	6 WJLO-WLNL-S	RUN TEE, BULKHEAD,ORFS
83065	13743-12-12	HOSE END,45° FEMALE SWIVEL,JIC	89489	4 WJMLO-S	BRANCH TEE,BULKHEAD,ORFS
83066	13943-8-8	HOSE END,90° FEMALE SWIVEL,JIC	89551	1JB43-6-6	HOSE END,BULKHEAD,SEAL LOK
83067	14143-6-6	HOSE END,90° FEMALE SWIVEL,JIC	89552	1JB43-8-8	HOSE END,BULKHEAD,SEAL LOK
83068	14143-8-8	HOSE END,90° FEMALE SWIVEL,JIC	89593	20 C5OLO-S	ELBOW,90°,STRAIGHT THREAD TO ORFS
83069	14143-12-12	HOSE END,90° FEMALE SWIVEL,JIC	94161	8-8 CLO-S	ELBOW,90°,MALE PIPE TO ORFS
83070	772-8	HOSE,1/2 INCH ID	94358	351TC-12	HOSE,3/4 INCH ID
83071	10671-8-8	HOSE END,FEMALE SWIVEL,JIC	94418	20 FLO-S	CONNECTOR,MALE PIPE TO ORFS
83072	10671-12-12	HOSE END,FEMALE SWIVEL,JIC	96358	12 TX-S	SLEEVE,FLARE TUBE
83073	13771-8-8	HOSE END,45° FEMALE SWIVEL,JIC	96359	12 BTX-S	NUT,FLARE TUBE
83074	13771-12-12	HOSE END,45° FEMALE SWIVEL,JIC	96397	8 F5OX-S	CONNECTOR,STRAIGHT THREAD TO FLARE TUBE
83075	13971-8-8	HOSE END,90° FEMALE SWIVEL,JIC	96398	12-8 F5OX-S	CONNECTOR,STRAIGHT THREAD TO FLARE TUBE
83076	13971-12-12	HOSE END,90° FEMALE SWIVEL,JIC	96402	10343-6-6	HOSE END,MALE,JIC
83077	14171-8-8	HOSE END,90° FEMALE SWIVEL,JIC	96407	30382-6-6B	HOSE END,MALE,JIC
83078	14171-12-12	HOSE END,90° FEMALE SWIVEL,JIC			
83080	13943-16-16	HOSE END,90° FEMALE SWIVEL,JIC			
83103	10671-16-12	HOSE END,FEMALE SWIVEL,JIC			
83104	10671-10-12	HOSE END,FEMALE SWIVEL,JIC			
83112	1JC71-8-8	HOSE END,FEMALE SWIVEL,SEAL LOK			
83113	1JS71-16-12	HOSE END,FEMALE SWIVEL,SEAL LOK			
83114	1JS71-10-12	HOSE END,FEMALE SWIVEL,SEAL LOK			
83115	1J971-8-8	HOSE END,90° FEMALE SWIVEL,SEAL LOK			
83116	1J171-8-8	HOSE END,90° FEMALE SWIVEL,SEAL LOK			
83117	1J771-8-8	HOSE END,45° FEMALE SWIVEL,SEAL LOK			
83127	1J543-6-8	HOSE END,90° FEMALE SWIVEL,JIC			
83128	1JC43-6-8	HOSE END,FEMALE SWIVEL,SEAL LOK			
87033	12-6 TRLO-S	REDUCER,TUBE END TO SWIVEL,ORFS			
87034	3J782-8-8	HOSE END,45° FEMALE SWIVEL,SEAL LOK			
87172	12 HP5ON-S	PLUG,STRAIGHT THREAD			
87185	8 WNLO-WLNL-S	UNION,BULKHEAD 45°,ORFS			
87246	4 C6X-S	ELBOW,90°,SWIVEL NUT TO FLARE TUBE			
87679	6 LHP-S	FLANGE SEAL FITTING, MALE			
87681	6PLS N0702	BONDED SEAL			
88100	SR88100	ADAPTER,OIL DRAIN,GM 3.0L			
88311	1JS43-20-20	HOSE END,FEMALE SWIVEL,SEAL LOK			
88353	20 V5OLO-S	ELBOW,45°,STRAIGHT THREAD TO ORFS			
88474	10081-20	Crimp Shell, 1.25"			
88475	1988-20-24	HOSE END,90° FLANGE HEAD			
88476	JS88-24-24	HOSE END,FEMALE SWIVEL,SEAL LOK			
88477	1JC88-20-20	HOSE END,FEMALE SWIVEL,SEAL LOK			
88478	811-20	HOSE,11/4 INCH ID			
88936	20-16 F5OLO-S	CONNECTOR,STRAIGHT THREAD TO ORFS			
88937	20-16 FLO-S	CONNECTOR,MALE PIPE TO ORFS			
88938	1JC88-16-16	HOSE END,FEMALE SWIVEL,SEAL LOK			
88939	1J988-16-16	HOSE END,90° FEMALE SWIVEL,ORFS			
88940	811-16	HOSE,1 INCH ID			
88944	1J988-20-20	HOSE END,90° FEMALE SWIVEL,ORFS			
89403	16 VLO-S	ELBOW,45°,MALE PIPE TO ORFS			

California Proposition 65

Warning

The exhaust from this product contains chemicals known to the State of California to cause cancer, birth defects or other reproductive harm.

Genie North America

Phone 425.881.1800
Toll Free USA and Canada
800.536.1800
Fax 425.883.3475

Genie Australia Pty Ltd.

Phone +61 7 3375 1660
Fax +61 7 3375 1002

Genie China

Phone +86 21 53852570
Fax +86 21 53852569

Genie Malaysia

Phone +65 98 480 775
Fax +65 67 533 544

Genie Japan

Phone +81 3 3453 6082
Fax +81 3 3453 6083

Genie Korea

Phone +82 25 587 267
Fax +82 25 583 910

Genie Brasil

Phone +55 11 41 665 755
Fax +55 11 41 665 754

Genie Holland

Phone +31 183 581 102
Fax +31 183 581 566

Genie Scandinavia

Phone +46 31 575100
Fax +46 31 579020

Genie France

Phone +33 (0)2 37 26 09 99
Fax +33 (0)2 37 26 09 98

Genie Iberica

Phone +34 93 579 5042
Fax +34 93 579 5059

Genie Germany

Phone +49 (0)4202 88520
Fax +49 (0)4202 8852-20

Genie U.K.

Phone +44 (0)1476 584333
Fax +44 (0)1476 584334

Genie Mexico City

Phone +52 55 5666 5242
Fax +52 55 5666 3241

Distributed By:

Parts Manual

GS-1530, GS-1532

GS-1930, GS-1932

*from SN GS3010A-110000
and from SN GS-3011C-10000*

Part No.
229145

Rev C3

Genie
A TEREX BRAND